

2019 | 2020
ARIZONA COYOTES®

MEDIA GUIDE



ARIZONA COYOTES

Club Directory 2
 Media Information 3
 Arizona Coyotes Foundation..... 4-5
 Luna..... 6
 Gila River Arena 7

FRONT OFFICE

Ownership 11-12
 Executives 13-16
 Coaching Staff 17-20
 Training Staff 21-23
 Executive Management 24-27
 Front Office Staff 28-30
 Broadcasters 31-32

THE PLAYERS

How the Team was Built/Roster Changes 35
 Player Profiles 36-87
 In the System..... 88-98
 Future Coyotes..... 99-103
 2019-20 Training Camp Roster 104-105
 2019 Entry Draft Selections..... 106
 Tucson Roadrunners/AHL 107-111
 Rapid City Rush 112

2018-19 IN REVIEW

NHL Season Summary 115-117
 Coyotes Game-By-Game Results..... 118
 Scoring Summary 119
 Category Leaders..... 120
 Home & Road Scoring Breakdown 121
 Player Game-By-Game Stats 122-126
 Record When 127
 Miscellaneous Stats 128
 Team Highs and Lows 129-130
 Last Time the Coyotes 131
 Roster Moves 132
 Man-Games Lost to Injury 133
 Milestones 134
 Face-Off Percentage/Total Ice Time 135
 Season In Review..... 136
 Prospect Report 137-138
 Vs. the Divisions..... 139
 Vs. NHL Opponents 140-169

RECORDS

All-Time Team Statistics 173
 Month-By-Month Record 174
 Overtime 175-177
 Shootout 178-179
 Special Teams 180
 Penalty Shots..... 181
 Hat Tricks..... 182
 Shutouts..... 183
 Highest Scoring Games 184
 Lowest Scoring Games 185
 Top Single Seasons 186
 Single Season Leaders..... 187-188
 All-Time Career Leaders 189-190
 All-Time Scoring By Points..... 191-194
 All-Time Roster 195-203
 Season-By-Season 204-242
 All-Time vs. Opponents 243-262
 Team Records 263-265
 Individual Records 266-269

HISTORY

Team History 273-279
 Logo/Uniform History..... 280-281
 Uniform Numbers..... 282-284
 Expansion Draft Selections 285
 Entry Draft Selections 286-292
 Transactions..... 293-300
 GMs & Coaches 301-302
 Captains..... 302
 Attendance..... 302
 All-Stars/Award Winners 303-305
 Hall of Fame/Olympics..... 305
 Opening Games 306
 Franchise Firsts 307
 Coyotes Firsts 308
 Ring of Honor 309-310
 Shane Doan 311

PLAYOFFS

2019 Stanley Cup Playoff Results 315
 2019 Stanley Cup Playoff Scoring & Category Leaders 316-317
 All-Time Playoff Series..... 318-321
 All-Time Playoff Scoring By Season..... 322-326
 All-Time Playoff Scoring By Points..... 327-328
 All-Time Playoff Goaltending 328
 All-Time Playoff Leaders 329
 Team Playoff Records 330-331
 Individual Playoff Records 332-333
 Franchise Playoff Firsts 334
 Coyotes Playoff Firsts 335

NHL AND GENERAL INFORMATION

NHL Directory 339
 2019-20 Key Dates 340
 Stanley Cup Champions..... 341
 NHL Alignment..... 342-343
 NHL Trophies and Awards 344
 Hockey Operations/Hockey Terms/Rules..... 345
 How to figure 346
 NHL On-Ice Officials 347
 Sports Medicine Glossary 348-349

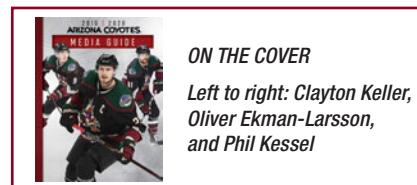
A PUBLICATION OF THE ARIZONA COYOTES HOCKEY CLUB

Executive Editors: Rich Nairn, Greg Dillard and Jeffrey Sanders

Layout: Scott Jenner

Printing: Sir Speedy Tempe

Photography: Norm Hall Photography, Getty Images,
 Hockey Hall of Fame, Arizona Republic



ON THE COVER

Left to right: Clayton Keller,
 Oliver Ekman-Larsson,
 and Phil Kessel

The information contained in this publication was compiled by the Arizona Coyotes Hockey Club and is intended only for personal or editorial use by the media and the fans. Any commercial use of this information is prohibited without the written consent of the Arizona Coyotes Hockey Club. All NHL and team logos depicted inside this publication are the property of NHL Enterprises, Inc. and the respective teams and may not be reproduced for commercial purposes without the prior written consent of NHL Enterprises, Inc.

OFFICE: Gila River Arena, 9400 W. Maryland Ave., Glendale, AZ 85305; Phone: 623-772-3200; Fax: 623-772-3201
Tickets: 480-563-PUCK; **Website:** ArizonaCoyotes.com; **Arena Capacity:** 17,125

CLUB OFFICERS AND EXECUTIVES

Majority Owner, Chairman & Governor	Alex Meruelo
Minority Owner & Alternate Governor	Andrew Barroway
President, CEO & Alt. Governor	Ahron Cohen
President, Hockey Operations, GM & Alt. Governor	John Chayka
Chief of Staff & General Counsel	Marina Carpenter
Chief Financial Officer	Gregg Olson
Executive VP, Corporate & Premium Seating	John Knebel
Executive VP, Ticket Sales & Strategy	Jeff Morander
Executive VP, Communications & Broadcasting	Richard Nairn
VP, Marketing	Tom Hoof
VP, People & Culture	Patty Frankenfield
Executive Director, Foundation/VP, Corporate & Community Impact	Olivia Matos
VP, Ticket Sales & Service	Bill Makris
VP, Premium & Suite Sales	Grant Buckborough
VP, Corporate Partnerships	Mike Berry
VP, Business Development	Sam Bays
VP, Client Services & Guest Experience	Lindsay Kray

HOCKEY OPERATIONS

Assistant General Manager	Steve Sullivan
Assistant General Manager, Director of Scouting	Lindsay Hofford
Special Assistant to the GM	Scott Walker
Assistant to the GM	Jake Goldberg
Director of Statistical Analysis	Brad Rossen
Director of Pro Scouting	Bryan Stewart
Director of European Pro Scouting & Development	Brett Stewart
Director of European Amateur Scouting	Chris MacDonald
Director of Eastern Scouting	Phil McRae
Director of Player Recruitment	Gary Sullivan
Director of Player Development	Mark Bell
Head Coach	Rick Tocchet
Assistant Coach	John MacLean
Assistant Coach	Phil Housley
Assistant Coach, Video	Steve Peters
Goaltending Coach	Corey Schwab
Player Development Coach	Alex Henry
Skating Coach	Lars Hepso
Goaltending Development Coach	Zac Bierk
Coordinator, Skill Development / Assistant Director of Special Projects	Jeff Ulmer
Strength & Conditioning Coach	J.P. Major
Asst. Strength & Conditioning Coach	Curt Truhe
Strength & Conditioning Consultant	Tommy Powers
Head Athletic Trainer/ Assistant Trainer	Dave Zenobi / Donnie Fuller
Massage Therapist	Steven Van Schubert
Physical Therapist	Connor Ryan
Mental Performance Consultant	Brenley Shapiro
Equipment: Head Mgr. / Mgr. / Asst. Mgrs.	Stan Wilson / Tony Silva / Jason Rudee, Denver Wilson
Team Services Manager	Dave Griffiths
Executive Asst., Hockey Operations / Security	Kara Montgomery / Jim O'Neal
Hockey Operations Assistant	Jake Schmick
Hockey Operations Research & Development, Data Engineer	Kevin Clark
Scouting Coordinator & Regional Cross-Checker	Ryan Minicola
Professional Scouts:	Craig Cunningham, Mike Guentzel
Amateur Scouts:	Rick Comley, Clay Adams, Kevin Pedersen, Mat Milberry, Kevin Thacker, Sergei Kuznetsov, Teal Fowler, Tyler Bilton
Video Scouts:	Cal Hofford, Adam Panacci
Team Internist	Dr. Robert Luberto
Team Orthopedic Surgeon	Dr. John M. Tokish
Team Dentists	Dr. Dostej Stulic, Dr. Bjorn Melander
Team Ophthalmologists	Dr. George Reiss, Dr. Jeffery Edelstein

BROADCASTING

Director of Broadcasting	Doug Cannon
TV Play-By-Play / Analyst / Host	Matt McConnell / Tyson Nash / Todd Walsh
Radio Play-By-Play / Analyst & Ambassador / Host	Bob Heethuis / Paul Bissonnette / Luke Lapinski

COMMUNICATIONS

Director of Media Relations	Greg Dillard
Manager, Digital Media/Content	Alex Kinkopf
Media Relations Coordinator	Jeffrey Sanders

COMMUNITY IMPACT / FOUNDATION

Community Impact Manager	Taylor Hatleberg
--------------------------	------------------

HOCKEY DEVELOPMENT

Special Assistant to the President/Brand Ambassador	Lyndsey Fry
Director of Amateur Hockey Development	Matt Shott
Manager, Grassroots Marketing	Zach Izumi
Coordinator, Grassroots Marketing	Zack Savage

PRODUCTION

Director, Production	Heather Berry
Production Manager	Courtney Orner
Motion Graphics Producer	Danylo Kowal
Videoographer/Editors	River Demson / Wesley Fry / Makayla Perkins

GAME PRESENTATION

Director of Game Presentation / Manager	Lamont Buford / Dave Ellsworth
Game Presentation Coordinator	Nicole Shabaz

MARKETING

Director, Business Analytics	Cole Cook
Director, Social Media Strategy	Marissa Mast
Sr. Mgr., Creative & Web Services	Scott Jenner
Manager, Events & Marketing	Rachel Olish
Business Analyst & CRM Specialist	Michael Kesaris
Coordinator, Advertising & Creative	Matt Shwyder
Digital Marketing Specialist	Magali Valiente
Mascot Coordinator	Jeph Harris
Social Media Specialist	Stephen Ontiveros
Spanish Social Media Associate	Cynthia Esqueda

FINANCE & LEGAL

Director of Financial Planning/Analysis	Craig Wolman
Accounting Coordinator	Craig Scott
Payroll Administrator	Debi Leal
Staff Accountants	Chris Shelley, Jessica Fuentes
Associate Legal Counsel	Taylor White

CORPORATE PARTNERSHIPS & SERVICE

Sr. Advisor, Business Dev. & Alumni Relations	Cale Hulse
Corporate Partnerships Service Mgrs.	Lindsay Foletta, Matt Carnot
Corporate Partnerships Manager	Blake Pangman
Partnership Activation Coordinator	Melissa O'Brochta

PREMIUM & SUITE SALES

Sr. Business Development Executive	Mike Briody
Sr. Premium Seating & Suite Sales Mgrs.	Matt McClelland, Dave Paris
Premium Seating & Suite Sales Mgrs	Craig Campbell, Brad Moss
Premium Services Manager	Matt Herold

TICKET SALES & SERVICE

Business Development Supervisor	Josh Pitts
Sr. Business Development Account Exec.	Justin Peterson
Business Development Account Execs.	Brittany Lovro, Devin Miller, Samuel Evans, Michael Redfern, Tanner Roush, Nick McKirgan, Jack Hollin, Callyn Voase, Jacob Pellegriano
Sr. Manager of Group Sales	Steve Gonzales Jr.
Sr. Group Sales Account Exec.	Chris Bongo
Group Sales Account Execs.	Jon Kane, Kayleigh Hill, Noah Rosenfeldt, Cody Forrester, Monique Karraa, Erika Arriola
Amateur Hockey Dev. & Group Sales Exec.	Jon Shivener
Amateur Hockey Group Sales Account Exec.	Eric Bartucca
Service & Retention Supervisor	Karalyn Katchmark
Sr. Service & Retention Account Exec	Sean Sanford
Service & Retention Account Execs.	Morgan Kerlin, Sam Ostrowski
Ticket Sales Representatives	Devyn Adams, Jeremy Curran, Jaymee Lawton, Noah Taurisano, Cameron Mash, Alex Learned, Lauren Swiontek, Daniel DeGuardi

TECHNOLOGY

IT Director / Tech / Support	Monty Low / Justin Ferguson / Michael Fryer
------------------------------	---

PEOPLE & CULTURE

Coordinator, People & Culture	Amanda Howell
Front Office Administrator	Alexandra Davis
Receptionist	Ivette Servin

TICKET OPERATIONS

Ticket Operations Director	Jim Bakken
Ticket Operations Supervisor/ Coordinators	Laura Anderson / Whitney Gaines, Danny Klorer

TUCSON ROADRUNNERS (AHL)

President / General Manager	Bob Hoffman / Steve Sullivan
Head Coach / Assistant Coaches	Jay Varady / John Slaney, Steve Potvin
Athletic Trainer / Equipment Mgr.	Bill Nervig / Eric Bechtol
Strength & Conditioning Coach/Assistant Athletic Trainer	Matt Harder
Video Coach & Hockey Operations Asst.	Brady Morgan
Asst. Equipment Mgr./Asst. Athletic Trainer	Ryan Andrus / Jordan Ellis
Radio Play-By-Play, Director of Communications and Broadcasting	Adrian Denny
Manager of Media Relations	Walt Ruff

TEAM INFORMATION

Regional Sports Network / Radio Station	FOX Sports Arizona / FOX Sports 910
Team Photographer	Norm Hall


MEDIA RELATIONS STAFF



Rich Nairn
EVP of Communications and
Broadcasting



Greg Dillard
Director of Media Relations



Jeffrey Sanders
Media Relations Coordinator

On behalf of the Arizona Coyotes Media Relations Department, welcome to the 2019-20 National Hockey League season. Since 1996-97, the Coyotes have produced some of the Valley's top sports stories and we expect the excitement to continue this year. As we enter our 23rd year in the Valley of the Sun, we hope to make your job covering the Coyotes as easy and as pleasant as possible. In order to help our operation run smoothly and make your jobs easier, we ask that you please follow the guidelines below:

MEDIA CREDENTIALS:

Media credentials are issued to working media only. The media entrance at Gila River Arena is Gate 1, located at the southwest corner of the arena. The media entrance and media will-call window will be open 3 hours prior to the start of each game. All credentials are non-transferable. Any unauthorized use will subject the bearer to ejection from Gila River Arena and confiscation of the credential. All media are required to display credentials when entering the media lounge, press box and dressing room areas, and must wear their credentials throughout the game. Season media passes will be issued to established newspapers, television & radio stations, websites and magazines. Please contact Greg Dillard (greg.dillard@arizonacoyotes.com) for season media credential requests.

INDIVIDUAL GAME CREDENTIALS:

Individual game credentials should be requested through Jeffrey Sanders (jeffrey.sanders@arizonacoyotes.com) at least 24 hours prior to game time. Pre-arranged passes must be picked up at the media entrance at Gate 1, located at the southwest corner of Gila River Arena. Credentials will be issued on an availability only basis.

PREGAME ACCESS:

NHL dressing rooms are not open prior to game time. Requests for interviews prior to the game will be accommodated upon the approval of the players and coach involved. However, NHL regulations allow for a maximum of three players per team to be made available upon request up to 90 minutes before the game. Coyotes' players will be made available from 4:30 p.m. to 5:00 p.m. for a 7:00 p.m. start. The ideal time for game day interviews is at the morning skate, held each game-day morning (10:00 a.m. or 10:30 a.m.) at Gila River Arena or occasionally at the Ice Den in Scottsdale (practice times are subject to change). Please contact any member of the media relations staff to set up a request.

POSTGAME ACCESS:

Both the Coyotes and the visitors dressing rooms will be open no later than five minutes after each game. Media will have access to the players for 30 minutes after the rooms are opened. Only working media with official credentials will be allowed into the dressing rooms. Following the player media access, Coyotes Head Coach Rick Tocchet will be available for postgame comments in the interview room, located across the hall from the Coyotes' dressing room. The NHL officials' locker room is off limits to the media. If a comment or interpretation from the game's referee or NHL supervisor is required, a pool reporter may be assigned. **ABSOLUTELY NO AUTOGRAPHS ARE ALLOWED DURING MEDIA ACCESS PERIODS.**

DAILY PRACTICES:

Coyotes' practices will be held at Gila River Arena or the Ice Den in Scottsdale. All practices are open to the media. For up-to-date information on practice times and locations, please email Greg Dillard (greg.dillard@arizonacoyotes.com) to be included on the team's practice distribution email list.

PRESS BOX ACCESS:

The Keilback Press Box at Gila River Arena is located on the west side of the building on level 7. A designated press elevator (right side) is located next to Gate 1 (media will-call) and the press lounge. Upon arrival in the press box, please review the posted seating chart for assigned seats.

BROADCAST BOOTH POSITIONS:

All broadcast positions are located in the main press box of Gila River Arena. Please review the posted seating chart for assigned booths.

GAME NOTES:

Complete sets of NHL game notes will be made available in the media work room in the media lounge as well as in the press box. Game notes, stats and releases can also be found online at ArizonaCoyotes.com or NHLMedia.com. Additional materials (game summaries, intermission notes, etc.) will be distributed to all working media throughout the game.

FTP:

Coyotes media relations will once again provide access to video interviews with coaches and players following practices, morning skates and each game. For information on how to access the team's FTP site, contact Greg Dillard (greg.dillard@arizonacoyotes.com).

PHOTOGRAPHY:

Photo credentials will also be issued in the same manner as media credentials. Newspapers, websites and magazines on assignment may obtain passes by having the photo editor request a single-game credential. Please email Jeffrey Sanders (jeffrey.sanders@arizonacoyotes.com). Team photographer, Norm Hall, will assign photo positions on a game-by-game basis. Photographers must check in with Mr. Hall or a member of his staff in the media lounge prior to game time. All photographers must comply with space assignments and shooting regulations. Photographers must shoot from designated areas only. Should photographers require any additional information regarding equipment (i.e. strobes), please contact Norm Hall at (602) 620-1532 or NHall7@cox.net.

WIFI/PHONES/STATISTICIANS:

Media are provided with high speed internet lines and wireless internet access in the press box and media work room. Should you require a phone line at Gila River Arena, please contact a member of the Coyotes media relations staff. Statisticians are available to assist television broadcasters by contacting Director of Broadcasting Doug Cannon (doug.cannon@arizonacoyotes.com). These services must be arranged at least 24 hours prior to the game.

Wifi: ArenaMedia
Password: Medi@1920

MEDIA PARKING:

The Coyotes offer media parking in the Renaissance Hotel parking garage located directly across from Gate 1 at Gila River Arena, which is located near the southwest corner of the arena. Media must enter off Maryland Ave to access the garage. Visiting media who require media parking should contact Jeffrey Sanders (jeffrey.sanders@arizonacoyotes.com).

We hope this outline of procedures and guidelines will assist you in your coverage of the Arizona Coyotes and the National Hockey League in 2019-20. Please don't hesitate to call us if you need additional assistance. We look forward to working with you again this season.

The Arizona Coyotes spend countless hours and resources developing partnerships with other community, nonprofit and educational organizations throughout Arizona. The result is the creation of many innovative programs that benefit thousands of people in Arizona and help further extend the bounds of the team's community efforts. The great success of these programs is a result of the excellent partners we have with the Arizona community.



In-Kind Donations

The Arizona Coyotes give out over 1,500 in-kind donations to valley non-profit organizations throughout the year to support fundraising initiatives. These donations help raise over \$250,000 for Arizona's non-profits.

Howler and Coyotes Crew

Our favorite furry desert hockey ambassador, Howler, and the Paw Patrol ladies entertain fans throughout the Valley, making over 500 community appearances a year for everything from hospital visits to charitable walks to school assemblies.

Tickets for Kids/Service Men and Women

The Coyotes organization, players, individuals and corporate partners sponsor children from non-profit organizations and service men and women, including veterans, to a Coyotes game. Due to this generosity, more than 15,000 individuals have an opportunity to attend a Coyotes game each season.

Ticket Assist Program

Season ticket holders can donate their tickets when they are unable to attend a game or funds to purchase tickets. These tickets are then distributed to local non-profit organizations throughout Arizona with the Tickets for Kids/Service Men and Women Program.

Future Goals Program

Future Goals is an online learning initiative that uses the fast-paced, exciting game of hockey as a learning vehicle for students to understand the real-world application of key science, technology, engineering, and math (STEM) subject matters. The program also introduces students to significant future career opportunities that exist in STEM-related fields. Program, training and usage is all FREE to teachers/schools. Over the last four years, over 65,000 students have benefitted from the curriculum!

Healthier Me

Healthier Me is an innovative, games-based digital course that gives first through fourth graders the tools to make healthy, informed decisions when it comes to health and nutrition. Throughout the course, students embark on fun wellness adventures through interactive games from completing grocery shopping to creating a well-balanced cafeteria lunch while working through true-to-life scenarios to help them achieve positive wellness outcomes.

Coyotes Reading Program

The Arizona Coyotes are committed to improving literacy in the state of Arizona by offering an incentives-based reading program to local teachers at no cost. The Coyotes Reading Program supports existing reading curriculum in grades 2-4 by encouraging students to increase the minutes they spend reading both in school and at home while receiving Coyotes prizes for their accomplishments. Over 11,000 students will participate in this years' program.

Coyotes Speakers Bureau

The Arizona Coyotes offer local organizations and schools to request a speaker from our staff, management, and alumni for special events. We are dedicated to sharing our knowledge and specialties to those in the community interested in learning more.

Howler's Kids Club

Provides a special opportunity for our young fans to interact with Howler and the Coyotes on a more intimate level. Kids receive special merchandise, access to exclusive Kids Club events, special ticket deals and memories to last a lifetime.

Volunteering and Hospital Visits

Arizona Coyotes players, coaches, management and staff visit local non-profits and children's hospitals throughout the year to support the specific organizational needs. Whether it's packing boxes, serving food, or brightening the day of kids during their hospital stay, the Coyotes organization is always willing to lend a hand.

Player Programs

Arizona Coyotes players support local non-profits through multiple different channels based on their personal passions and connections to causes. Throughout the year, players may host events, guests to games, appear at events, donate time/finances, among many other activities. Players are dedicated to giving back to our fans and community.

Visit the ArizonaCoyotes.com Community Section at <https://www.nhl.com/coyotes/community/community-relations/>



Arizona Coyotes Hockey Development Program (AZCHDP)

The AZCHDP helps young individuals develop as athletes, leaders and members of the community through various ice, roller, and street hockey programs that emphasizes excellence, commitment, discipline, teamwork, and sportsmanship. The goal is to give every participant (coach, player, and parent) the opportunity to improve their knowledge of hockey and experience the enjoyment the game provides. With hockey emerging as a warm weather sport, the Arizona Coyotes have developed several avenues for fans to participate in the sport and experience hockey through hands-on interaction. For more information on the Coyotes Amateur Hockey initiatives, visit <https://youth.arizonacoyotes.com/>

Little Howlers Program

The Little Howlers Program is an on-ice youth hockey program hosted in cooperation with the NHL, NHLPA, CCM and Pure Hockey. The program consists of six one-hour sessions designed to provide kids ages 5-9 a risk-free introduction to the sport of hockey. For a \$150 each participant receives a set of head to toe equipment, which includes a pair of skates, and a jersey, all of which the player gets to keep after their experience is complete, plus a Howlers Kids Club membership and voucher to a future Coyotes game. For more information or to register for an upcoming clinic, visit <https://learntoplay.nhl.com/coyotes>.

Coyotes Raise the Pack PE Curriculum

The Arizona Coyotes developed a PE Curriculum for Street Hockey to be donated, along with sticks, nets, balls and pinnies, to over 300 schools around Arizona. This curriculum is 6 days long and designed for grades 3-6, but also has sections for grades K-3 and grade 7&8. The lesson plans incorporate basic hockey skills and gradually add more challenging drills to keep kids engaged and get more experience. Teachers are provided with a curriculum book plus a Howler thumb drive with videos of drills. Kids will receive a digital hockey workbook with activities and offers from the Coyotes.

Small Frys Girls Hockey Program

In collaboration with Chandler-born Olympic Silver Medalist, Lyndsey Fry, the Coyotes have created “Small Frys” which is a development program for girls just graduating Little Howlers. The program is a 20-week summer program broken into three sections, called “strides”, that focus on skill development, team play strategies and finishes with a cross ice mini-season. Included in Small Frys is the All HERS (Hockey Equipment Replacement System) gear exchange that allows the girls to trade in their old equipment for brand new gear at no cost. Included is a graduation and offers to continue with the Arizona Kachinas Girls Hockey program. For more information visit <https://youth.arizonacoyotes.com/smallfrys>



Part of the Pack Rink Partnership

For the first time in Coyotes History, the team has embarked on a city-wide partnership with six local hockey rinks in the Phoenix area. Each rink is provided various marketing items, such as dasher boards, banners, house league jerseys, etc, all branded with the Coyotes Logo in order to signify a pack mentality with anything associated with youth hockey. Other benefits include special player visits, hockey clinics, and web-site sponsorships. To learn which local rink is near you, please visit <https://youth.arizonacoyotes.com/rinks>.

Arizona Coyotes Hockey Road Tour

The Arizona Coyotes Hockey Road Tour is a fun and exciting mobile rink set-up that brings the joy of hockey to events around the state. Included is a mini street hockey rink underneath two giant tents that will keep out the Arizona heat. Kids can also participate in our ESports Section where you can play against other Coyotes fans in NHL '20 while you wait to get back in the rink! After players have shown off their skill, they can head over and get their picture taken and be turned into an official Arizona Coyotes trading card! Ticket information and Enter to Win contests are also included at the Hockey Road Tour.



ARIZONA COYOTES FOUNDATION

Mission

The Arizona Coyotes Foundation seeks to enhance the quality of life throughout Arizona communities by supporting non-profit organizations that promote healthcare, education, sports and cultural arts programs for children and servicemen and women.

Supporting Arizona Nonprofits

Since 1996, the Arizona Coyotes Foundation (Tax ID # 86-1021459) has donated millions of dollars in the form of grants to local non-profit organizations supporting children and servicemen and women. Without these funds, some of our community's most deserving non-profits wouldn't have the opportunity to make a positive, and even life-altering impact on those they serve. Leveraging our community ties and support of the Arizona Coyotes fan base, we have helped hundreds of Arizona non-profits fulfill their missions with monetary and in-kind donations.

Fundraising to Engage and Inspire Events

The Foundation hosts fundraising events to engage our fans and inspire the community to give back to those in need.

The Face-Off Luncheon on October 1 kicks off the season with Arizona Coyotes players, executives and community members.

The first-ever Celebrity Top Golf Event on Thursday, February 27.

The Street Hockey Showdown on November 4 gives youth the opportunity to play in a street hockey tournament where Arizona Coyotes players will serve as coaches.

The Celebrity Waiters Gala on Monday, January 27 puts plates in the hands of players who serve donors at a fun, festive evening with silent and live auctions to benefit the Foundation's non-profit partners.



50/50 Raffle

Giving back is part of the game. During each home game, the Foundation hosts a 50/50 raffle that funds the next grant cycle. Our 50/50 raffle is now available not only in arena, but also online and open to anyone over the age of 18 located in the state of Arizona. Tickets can be purchased throughout the entire season at www.arizonacoyotes.com/5050raffle.

In-Arena Philanthropy

Every game, at Charity Corner on the main concourse, fans have the opportunity to benefit the Foundation by buying and bid on specialty items such as authentic Coyotes signed memorabilia, specialty jerseys, mystery pucks, and more!

Scoreboard Messages/Zamboni Rides

Fans are able to donate to the Foundation by purchasing a scoreboard message or a Zamboni ride during any home game.

Change Jars

Fans are encouraged to “Help make a CHANGE in Arizona” by dropping their spare change in the numerous Arizona Coyotes Foundation change jars scattered throughout the arena. Funds collected from these jars directly benefit nonprofit grants.

Visit the ArizonaCoyotes.com/foundation for more information or to make a donation to the Arizona Coyotes Foundation.



The Coyotes have partnered with National Assistance Dogs Inc. to adopt a 14-week-old black Labrador Retriever puppy named Luna. The Coyotes will be Luna's Puppy Raiser and will train her in housing, vetting, basic obedience, socialization to all environments and individuals as well as proper service dog etiquette and public access manners. Once Luna completes her training, she will be given to a veteran in need.

National Assistance Dogs Inc. (NADI) provides trained assistance dogs primarily to our great nation's veterans with mobility and post-traumatic challenges. The organization's mission is to raise, train, and place vastly skilled assistance dogs to enrich lives in our community through specialized programs.

Throughout the 2019-20 season, Luna will train at the Coyotes offices and attend most Coyotes home games. She will also make special appearances at Coyotes practices and team events. Fans can follow Luna's story on the team's social media channels and at ArizonaCoyotes.com/Luna.

About NADI:

NADI strives to make a difference in the lives of those who they serve and impact the community by education and providing volunteer opportunities throughout the development of puppies into assistance dogs. Clients are partnered with an assistance dog that is a compatible match through personality and ability to perform specifically trained tasks to their needs. Through this partnership, clients gain the ability to take on and accomplish daily life demands. NADI's certified, working assistance dogs enhance the quality of their disabled handlers' lives not only through performing mitigating task work, but also enrich a sense of freedom and independence. For more information on NADI or to become a volunteer, visit <https://nadiassist.org/volunteer.html>



GILA RIVER ARENA

Gila River Arena, Arizona's Premiere Sports & Entertainment Venue, is a state-of-the-art, multi-purpose facility located at Loop 101 and Glendale Avenue. The arena anchors the 223-acre, \$1 billion development Westgate Entertainment District, the "crown jewel" of sports and entertainment complexes. The Coyotes, the Gila River Indian Community and Gila River Casinos agreed to terms on a nine-year partnership agreement that includes the naming rights for the venue. This is the first federally recognized Tribal naming rights deal with a sports venue that houses one of four major professional sports leagues in the country.

Owned by the City of Glendale, managed by AEG Facilities, Gila River Arena is home to the National Hockey League's (NHL) Arizona Coyotes and a multitude of spectacular entertainment events annually. With two separate concourses on two seating levels, Gila River Arena's open concourses are fan-friendly and provide fans with an open view of the ice. The Arena also features an intimate seating bowl that has all the modern amenities. The venue seats 17,125 for Coyotes games and both seating levels have been strategically situated to create great hockey sightlines.

There are 87 luxury suites in Gila River Arena, including two tower suites and 12 party suites that can accommodate large groups of up to 50 people. In addition, the Suite Level Club (located on the club suites level) consists of 400 upscale seats with unique club and dining opportunities. The BMW Lounge is an upscale private club, open exclusively to season ticket holders. The Lounge is located directly behind the Coyotes and visiting team player benches, offering fans unique views of both the Coyotes and visiting team players as they enter and exit the ice.

Levy Restaurants and the Coyotes continue to elevate the fan experience year-to-year, evolving menus and leveraging the latest technology and guest insights to create a dining experience to match the excitement on the ice. Fans can also visit the Dos Equis Deck, a club style deck located on upper suite level above Gate 4.

Fanatics Retail Group continues to manage the team's retail store, the Coyotes Den at Gila River Arena. Fanatics, the leading online retailer of officially licensed sports merchandise, offers the largest selection of team merchandise found anywhere along with advanced e-commerce and fulfillment solutions for hundreds of professional teams and colleges, leagues, conferences and media sites. The Coyotes Den at Gila River Arena is open seven days a week.

The Coyotes partnered with the City of Glendale and AEG Facilities to purchase and install a Daktronics high definition centerhung display system and auxiliary displays at Gila River Arena during the summer of 2018. The custom-designed video display weighs approximately 56,000 pounds. The centerhung features a unique open and curved look with four convex or outward curved high definition video displays along with two lower sideline facing displays.

The rectangle-shaped centerhung system boasts two displays facing the sidelines that each measure 24 feet high by 42 feet wide and feature 6-millimeter line spacing that provide 1080p HD imagery. The two displays facing the goals each measure 16 feet high by 27.5 feet wide and feature 6-millimeter line spacing to provide 720p HD imagery. The centerhung installation combines for 2,896 square feet of active display area.

Each of these displays can highlight live video and replays but can also be divided into multiple windows to show any combination of game information, statistics, animations, sponsor messages and more. Two additional video displays are angled out from the bottom of the centerhung configuration to appeal to those fans, players and coaches that are rinkside and close to the action. Each display measures approximately 8.5 feet high by 16 feet wide and feature 6-millimeter line spacing.

The building opened on December 26, 2003 with the Arizona Sting's inaugural National Lacrosse League (NLL) game. The following night, December 27, the Coyotes hosted the Nashville Predators in front of a standing-room only crowd of 19,052 for the inaugural NHL game at Gila River Arena. The arena has also hosted five NHL Playoff series, including the 2012 Western Conference Final.

The venue has hosted major acts and numerous sell-outs such as U2, Drake, Elton John, KISS, Prince, The Rolling Stones, Tina Turner, Paul McCartney, Bruce Springsteen, Kenny Chesney, Stevie Wonder, Justin Timberlake, Katy Perry, Taylor Swift and the Eagles. Many more A-list acts and major up-and-coming artists have played the venue including P!NK, Gabriel Iglesias, Ed Sheeran, Justin Bieber, Marc Anthony, Cher, Aerosmith, Bon Jovi, Madonna, Red Hot Chili Peppers, Sam Smith, Barry Manilow, Bob Segar, and Coldplay.

Gila River Arena has also hosted a variety of live entertainment in recent years including ACE Comic Con, Travis Pastrana's Nitro Circus Live, Stars on Ice, Street League Skateboarding, Nuclear Cowboyz, Professional Bull Riding (PBR), Boxing, World Wrestling Entertainment (WWE) and Ultimate Fighting Championship (UFC). The arena has brought a number of family oriented shows to Glendale including the likes of Radio City Christmas Spectacular, Trans-Siberian Orchestra, Sesame Street Live!, the Harlem Globetrotters and Cirque du Soleil.


Every February, Gila River Arena comes alive with "February Frenzy", the Arizona Interscholastic Association's (AIA) high-school tournaments and state championship for basketball.

For more information on Gila River Arena and upcoming events, please visit GilaRiverArena.com or join the conversation on social media by following @gilariverarena on Facebook, Instagram and Twitter.

GILA RIVER ARENA FAST FACTS

- Fastest built arena of its kind in the United States (18 months)
- Over 20,000 people were involved in the construction process with a grand total of 1.5 million man-hours. At the peak of construction, 840 people worked on site at one time.
- 47,000 yards of concrete
- 5,000 tons of steel to reinforce the concrete structure
- 1,600 tons of steel support the roof which covers 187,000 square feet (4.3 acres)
- Steel in roof weighs 5 million pounds
- Roof covers 4 acres and supports 187,000 feet of insulated roofing
- 31,000 square feet of exterior glass
- 30 miles of piping systems
- 220 miles of wiring
- 41,000 lineal feet of storm drain piping
- 300,000 square feet of sidewalk was created
- 2,400 tons of air conditioning
- 10,000 gallons of water is used to create the ice sheet for hockey/figure skating

CONSTRUCTION	Began on June 17, 2002
COMPLETION	December 2003, 18 months of construction
OPENING DATE	December 26, 2003 – Arizona Sting vs. Vancouver Ravens
OPENING HOCKEY	December 27, 2003 – Phoenix Coyotes vs. Nashville Predators
OPENING CONCERT	February 12, 2004 – Bette Midler
COST	\$220 million
ARCHITECTS	HOK
CONTRACTOR	Perini Construction
OWNER	City of Glendale
MANAGEMENT	AEG Facilities
SIZE	Located on 223 acres, the arena complex is 612,900 square feet and built 90 feet underground
LOCATION	9400 West Maryland Avenue Glendale Avenue, Arizona 85305
SEATING	Seating capacity for hockey – 17,125 with a maximum of 20,000
PARKING	7,000 parking spaces on site around the arena
LUXURY SUITES	87 suites located on two mid-level concourses, each accommodates up to 20 guests
PUBLIC ENTRANCES	Five entrances, located at Gate 1 (southwest), Gate 2 (west), Gate 4 (north), Gate 6 (east) and Gate 7 (southeast).
MEDIA ENTRANCE	Media parking for Coyotes games at Gila River Arena is available in the Renaissance Parking Garage (levels 2 & 3) directly across from Gate 1 near the southwest corner of the arena. Show your media credential or station/newspaper identification for access.



FRONT OFFICE





Alex Meruelo

Majority Owner, Chairman & Governor, Arizona Coyotes
President & CEO, Meruelo Group, LLC

Alex Meruelo became the Majority Owner, Chairman, and Governor of the Arizona Coyotes on July 29, 2019. Alex founded and oversees Meruelo Group LLC, which supports his still-growing family of companies across a variety of business sectors, including entertainment, gaming and hospitality, construction, real estate, banking, and food services.

Born in New York City to immigrants from Cuba, Alex grew up in the Los Angeles area. In 1985, he received his Bachelor of Science degree from California State University, Long Beach.

Shortly after graduating, Alex established La Pizza Loca, a fast food pizza business focused on the needs and unique tastes of the local Latino community. From a single location in Huntington Park, California, Alex grew La Pizza Loca into a string of company-owned and franchised pizza restaurants well known across the Southern California Hispanic community.

Later, Alex expanded further in the food services industry through both Fuji Food Products, Inc., a national food manufacturing company that produces a diverse range of food products for retail customers, and Fujisan Franchising Corp. which franchises a fresh, handcrafted sushi and Asian food kiosk concept to independent franchisees throughout the United States.

Building further on his success, Alex assembled and developed a residential and commercial real estate portfolio with holdings throughout Southern California. Those investments led Alex to expand into construction through Meruelo Enterprises, Inc., owner of six utility construction companies with deep roots in building major private and public construction projects throughout Southern California.

An active investor, Alex currently sits on the board of Commercial Bank of California based in Irvine, California. His other business interests include the SAHARA Las Vegas Hotel and Casino, the Grand Sierra Resort and Casino in Reno, and a number of television and radio stations in Southern California.

Alex supports a wide range of philanthropic causes and institutions across the United States.

Alex and his wife have three children. Extremely proud to have become the only Hispanic majority owner in the history of the National Hockey League, Alex looks forward to helping the Coyotes grow the team's already expansive community involvement in the Valley – and to bringing a Stanley Cup to the state of Arizona.





Andrew Barroway
Minority Owner & Alternate Governor

Andrew Barroway is the Coyotes' Minority Owner & Alternate Governor.

Barroway became the sole owner of the Arizona Coyotes in June of 2017. He served as the Coyotes' Majority Owner, Chairman and Governor from December 31, 2014 to July 29, 2019.

Mr. Barroway is the Managing Partner of Merion Investment Management LP, an event driven hedge fund that currently manages more than \$1 Billion. Merion was founded in January 2009. Barroway graduated from the University of Pennsylvania Law School in 1991.





Ahron Cohen
President, CEO and Alternate Governor

Ahron serves as the President, Chief Executive Officer and Alternate Governor for the Arizona Coyotes Hockey Club and its related entities. As President and CEO, Cohen oversees all business and legal operations, organizational strategic planning, government relations, company culture, community engagement strategy and special alternative investment initiatives. He also serves as the NHL liaison for significant organizational matters. Prior to being named President & CEO in July of 2018, Cohen served as the team's Chief Operating Officer and Chief Legal Officer. He joined the club in August of 2015. In 2016, Cohen spearheaded the purchase, relocation, long-term lease negotiations and organizational creation of the Tucson Roadrunners AHL franchise.

Under Cohen's leadership as President & CEO, the team achieved significant upticks in virtually every business metric during the 2018-19 season, including ticket sales, attendance, sponsorship sales, premium seating, TV ratings, food & beverage sales and merchandise sales. The team also achieved an all-time franchise record in ticket sales revenue. Creative content and social media have also seen large upticks with the Coyotes last season performing in the top 3 of all NHL teams in terms of social media engagement rates. One of Cohen's core initiatives has been to expand the organization's interconnectivity with the Arizona community, expand its outreach efforts and grow and develop new Coyotes fans. As a result, the Coyotes philanthropy has seen a large increase. During the past fiscal year, the Coyotes contributed a franchise record \$3.4 million back into the Arizona community. Cohen also initiated a mandate for all Coyotes employees to volunteer at least 15 hours per hour of community service.

Cohen is significantly involved in the greater Phoenix business and philanthropic communities, serving as a Board member for the Arizona Coyotes Foundation, Greater Phoenix Leadership, Greater Phoenix Economic Council, the Arizona Tourism & Lodging Association, the Big Brothers Big Sisters of Central Arizona Advisory Board, the ASU Sports Law & Business Advisory Board, the Arizona Sports & Entertainment Commission, the ASU Walter Cronkite School of Journalism and Mass Communication Endowment Board and the ASU Law School Alumni Board. He has also been involved with the Arizona chapter of the Anti-Defamation League and the Phoenix Committee on Foreign Relations. He is an active member of the State Bar of Arizona.

Cohen was recently named as the 2019 recipient of Torch of Liberty Award by the Arizona chapter of the Anti-Defamation League. Past recipients of the award include the late Senator John McCain, ASU President Michael Crow and Diamondbacks President & CEO Derrick Hall. Cohen was also named to the 2019 class of the Phoenix Business Journal's 40 Under 40. In 2018, Cohen was awarded the Alumni Achievement Award from ASU Law School. In 2017, he was named one of ASU Law Schools "50 Stars" in the school's history. Also in 2017, he was awarded the "Up-and-Comer Award" by the Association of Corporate Counsel as the year's top up-and-coming in-house counsel in Arizona.

Prior to joining the Coyotes, Ahron practiced as a corporate attorney at Snell & Wilmer L.L.P. in its Phoenix office. While at Snell, he served as outside legal counsel to the 2015 Arizona Super Bowl Host Committee. Before that, he was a legal and business affairs intern with the Minnesota Vikings franchise.

Ahron attended law school at the Sandra Day O'Connor College of Law at Arizona State University where he served as an Editor of the Arizona State Law Journal, graduated Magna Cum Laude and Order of the Coif, and received the Pro Bono Award with Distinction for his contributions to the Phoenix community. Prior to law school, Cohen attended Bowdoin College where he played running back for the Polar Bears' football team and was one of fifty college football players to be named as an All-American by the National Strength and Conditioning Association.

Ahron and his wife, Dana, and sons, Carson and Cameron, reside in Phoenix.





John Chayka

President of Hockey Operations, General Manager & Alternate Governor

John Chayka is in his fourth season with the Coyotes as General Manager and was promoted to President of Hockey Operations on July 12, 2017. He was named General Manager on May 5, 2016. At 26-years old, he became the youngest general manager in NHL and North American major sports history.

Chayka joined the Coyotes prior to the 2015-16 season as Assistant General Manager, Analytics. He was involved in all areas of hockey operations including NHL, minor league and amateur player evaluation as well as player development and coaching support.

Prior to joining the Coyotes, he co-founded and served as Director of Hockey Operations at Stathletes Inc. since 2009. Stathletes is a hockey analytics firm that tracks data through an intensive video analysis process and breaks down the game to provide objective insight into player and team performance tendencies.

The now 30-year-old native of Jordan Station, Ontario earned his bachelor's degree in business administration from the Richard Ivey School of Business at the University of Western Ontario in 2014. Chayka was drafted to the Ontario Hockey League but committed to going to college instead. He played Junior "A" hockey in Canada and was a top scorer in the Maritime Junior "A" League. He also played briefly in the BCHL before suffering a career ending injury.

John currently resides in Scottsdale with his wife, Kathryn, and daughter, Capri.





Steve Sullivan

Assistant General Manager

Steve Sullivan enters his third season as the team's Assistant General Manager. He was promoted to the position on May 18, 2017. In his role, Sullivan also serves as General Manager of the Tucson Roadrunners, the team's American Hockey League (AHL) affiliate, in addition to overseeing the Coyotes' amateur player development staff.

Sullivan, 45, joined the Coyotes hockey operations department on September 8, 2014 as the team's development coach. On May 26, 2016, he was promoted to director of player development.

Sullivan joined the organization after a 16-year NHL career that included stints with the New Jersey Devils, Toronto Maple Leafs, Chicago Blackhawks, Nashville Predators, Pittsburgh Penguins and Coyotes.

The Timmins, Ontario native totaled 290-457-747 in 1,011 career NHL games. He also recorded 9-14-23 in 50 career Stanley Cup Playoff games. Sullivan collected 5-7-12 in 33 contests with the Coyotes in 2012-13, and appeared in his 1,000th career NHL game on March 28, 2013 against Nashville.

In 2009, Sullivan was the recipient of the Bill Masterton Trophy, which is awarded each year to the National Hockey League player who best exemplifies the qualities of perseverance, sportsmanship and dedication to hockey. Sullivan became the first player in Predators history to win an NHL award.

Steve and his wife, Kristen, have four children, Aidyn, Garner, Drake and Karlisle.



Lindsay Hofford

Assistant General Manager-Director of Scouting

Lindsay Hofford is in his second season as the Coyotes' Assistant General Manager-Director of Scouting.

The 56-year-old Hofford joined the Coyotes with over 25 years of coaching and professional scouting experience. He is the Founder & CEO of Pro Hockey Development Group, which was established in 1992. Pro Hockey Development specializes in hockey development for players of all ages.

The Woodridge, ON native has also served as Director of Hockey at the Hill Academy in Vaughan, ON. He worked as an amateur scout for the Toronto Maple Leafs since 2015 and as a consultant for the London Knights.

Hofford also coached for six years in the CHL with the Knights and Lethbridge Hurricanes. Over 100 current or former NHL players including Rick Nash, Brent Seabrook, Corey Perry, Kris Versteeg have played or trained with Hofford.

He graduated with political science and sociology degrees from the University of Guelph.

Lindsay's wife, Vickie, is President of Pro Hockey Development Group. His son, Callum, attends the University of Salem State where he is a Jr. Varsity All American defenseman and a Sports Management major. Hofford's daughter, Rachael, is pursuing her Master's degree in English literature at the University of Western. Son, Adam Panacci, is a Jr. A hockey player with the North York Rangers while daughter, Nicole Panacci, is a Communications major at the University of Guelph.



Scott Walker

Special Assistant to the General Manager

Scott Walker was named Special Assistant to the General Manager on June 26, 2019.

The 45-year-old Walker joins the Coyotes hockey operations department after spending four seasons with the Vancouver Canucks as the team's Director of Player Development.

Prior to his time in Vancouver, Walker served as the head coach of the Guelph Storm of the Ontario Hockey League (OHL) from 2010-2015, winning the OHL championship in 2014.

On the international stage, the Cambridge, ON native has captured two gold medals, first as an assistant coach for Team Canada at the 2012 Ivan Hlinka Tournament and then as an assistant coach at the 2015 World Junior Championship. He also helped Canada win a bronze medal at the 2018 Winter Olympics in South Korea.

The former NHL forward spent 15 seasons in the League, registering 151-246-397 and 1,162 penalty minutes (PIM) in 829 career games with the Canucks, Nashville Predators, Carolina Hurricanes and Washington Capitals.



Jake Goldberg
Assistant to the GM

Jake Goldberg, Assistant to the GM, enters his third season with the Coyotes after spending the past two seasons as their Director of Hockey Operations.

Goldberg, 29, oversees player and staff contract negotiations, CBA compliance matters, salary cap management, hockey operations & scouting budgets along with his responsibilities in pro and amateur scouting.

The Toronto, Ontario native previously served as the Assistant GM & Director of Analytics for the London Knights of the OHL after gaining experience as an Area Scout and their Assistant Director of Scouting for four seasons. Outside of hockey, Goldberg was also a corporate lawyer in Toronto at Cassels Brock LLP where he specialized in mergers & acquisitions along with sports & entertainment law.

He earned his Business Degree from the Richard Ivey School of Business and his Law Degree from Western University, where he finished #1 in his graduating class.

Jake and his wife, Carly, reside in Scottsdale, Arizona.



Brad Rosen
Director of Statistical Analysis.

In his role with the Coyotes, using data analysis and statistical modelling techniques, Rossen is involved in all areas of hockey operations including NHL, AHL and minor league player evaluation as well as coaching and player development support.

Prior to joining the Coyotes for the 2016-17 season, Rossen served as a Lead Statistics Analyst for Stathletes Inc, a hockey analytics firm that tracks data through an intensive video analysis process.

The now 27-year old native of Port Hope, Ontario, earned his Honors Bachelor's degree in economics from Laurentian University in 2014 and earned his Master of Business Economics degree from Brock University in 2016.

Rossen's parents, Neil and Teresa, along with his two younger sisters, Alicia and Juliann, all reside in the Greater Toronto Area in Canada.

PRO & AMATEUR SCOUTS



Bryan Stewart
Director of Pro Scouting



Chris MacDonald
Director of European Amateur Scouting




Phil McRae
Director of North American Amateur Scouting



Gary Sullivan
Director of Player Recruitment



Ryan Minicola
Scouting Coordinator & Regional Cross-Checker




Rick Comley
Scout



Clay Adams
Scout




Kevin Pedersen
Scout



Tyler Bilton
Scout




Kevin Thacker
Scout



Sergei Kuznetsov
Scout




Teal Fowler
Scout



Craig Cunningham
Scout



Mike Guentzel
Scout



Mat Milberry
Scout



Cal Hofford
Video Scout



Adam Panacci
Video Scout



Rick Tocchet

Head Coach

Rick Tocchet enters his third season as Head Coach of the Coyotes. He was named the 18th head coach in Coyotes/Jets franchise history on July 11, 2017.

Tocchet, 55, joined the Coyotes following three seasons and back-to-back Stanley Cup championships as an assistant coach with the Pittsburgh Penguins. Tocchet joined Pittsburgh on June 25, 2014 and helped the Penguins become the first team since the 1997 and 1998 Detroit Red Wings to win consecutive Stanley Cup titles.

The Scarborough, Ont. native began his coaching career as an assistant with the Colorado Avalanche from 2002-04. Tocchet spent one season as an assistant with the Coyotes in 2005-06 before joining the Tampa Bay Lightning as an assistant coach in 2008. He was named interim head coach of the Lightning on Nov. 14 and later head coach following the 2008-09 season. Tocchet served as Tampa Bay's head coach for two seasons (2008-10).

The former winger played 18 NHL seasons including parts of three seasons with the Coyotes (1997-00). Tocchet totaled 64-66-130 and 371 penalty minutes (PIM) in 213 games with Phoenix. He finished second on the team with 26 goals in both 1997-98 and 1998-99.

The four-time NHL All-Star won the Stanley Cup with the Penguins in 1992 and played in the 1987 Stanley Cup Final with the Philadelphia Flyers. Tocchet totaled 440-512-952 and 2,972 PIM in 1,144 career NHL games with the Flyers, Penguins, Coyotes, Los Angeles Kings, Boston Bruins and Washington Capitals. His best season came in 1992-93 when he played alongside Mario Lemieux and totaled 48-61-109 and 252 PIM. Tocchet is one of just three players in League history to record 400-plus goals and 2,500 PIM while he also registered five 30-plus goal seasons and three seasons with 40-plus goals. He was originally drafted by the Flyers in the sixth round (125th overall) in the 1983 NHL Draft.

Tocchet also represented Canada on multiple occasions including the 1990 and 1991 World Championships while winning Canada Cup titles in 1987 and 1991.





John MacLean

Assistant Coach

John MacLean enters his third season as an Assistant Coach with the Coyotes.

The 54-year-old native of Oshawa, Ont., previously served as an assistant coach with the Carolina Hurricanes from 2011-14. He spent eight seasons as a coach in the New Jersey Devils organization, including seven years as an assistant coach.

MacLean won a Stanley Cup with the Devils as an assistant coach in 2003. He also served as head coach of the Lowell Devils of the American Hockey League (AHL) in 2009-10, leading the Devils' affiliate to its best-ever record and first-ever playoff berth. He was named as the head coach for the New Jersey Devils prior to the 2010-11 season.

MacLean also worked as an analyst on NHL Network (2015-17) and previously was an analyst for MSG Network, including pre-and post-game coverage of the Devils.

Drafted by New Jersey sixth overall in the 1983 NHL Entry Draft, MacLean played 18 NHL seasons with the Devils, San Jose Sharks, New York Rangers and Dallas Stars, collecting 413 goals, 429 assists, 842 points and 1,328 penalty minutes in 1,194 career NHL games.

A two-time NHL All-Star (1989, 1991), MacLean won the Stanley Cup with the Devils in 1995. He registered 35-48-83 and 152 penalty minutes in 104 career Stanley Cup playoff games.



Phil Housley

Assistant Coach

Phil Housley was signed to a multi-year contract to serve as an Assistant Coach with the Coyotes on June 23, 2019.

Housley was previously hired as Head Coach for the Buffalo Sabres on June 15, 2017 and served in that role for the past two seasons. The 55-year-old native of St. Paul, Minnesota spent four seasons as an assistant coach with the Nashville Predators, helping guide the team to their first ever Stanley Cup Final appearance in 2017.

Prior to coaching in the NHL, Housley spent time coaching for Team USA at the international level, serving as an assistant coach at two IIHF World Junior Championships and three IIHF World Championships. Most notably, he served as the head coach when Team USA won the gold medal at the 2013 IIHF World Junior Championship.

Drafted by Buffalo sixth overall in the 1982 NHL Entry Draft, Housley played 21 NHL seasons with the Sabres, Winnipeg Jets, St. Louis Blues, Calgary Flames, New Jersey Devils, Washington Capitals, Chicago Blackhawks and Toronto Maple Leafs. He collected 338 goals, 894 assists, 1,232 points and 822 penalty minutes in 1,495 career NHL games.

A seven-time NHL All-Star (1984, 1989, 1990, 1991, 1992, 1993, 2000), Housley won a gold medal at the 1996 World Cup of Hockey and a silver medal at the 2002 Winter Olympic games with Team USA. He was inducted into the Hockey Hall of Fame in 2015, IIHF Hall of Fame in 2012 and the U.S. Hockey Hall of Fame in 2004.

Housley and his wife, Minnesota State Senator Karin Housley, have four children: Taylor (husband Jeremy), Reide (husband Tommy), Wilson and Avery and two grandchildren: Louis and Archer.



Corey Schwab

Goaltending Coach

Corey Schwab enters his fifth season with the organization and his third as the Coyotes' NHL Goaltending Coach.

Under Schwab's watch, Darcy Kuemper started a career-high 55 games and won a career-high 27 games in 2018-19. Kuemper earned the NHL's Third Star of the Week (Mar. 25-31) and went 22-9-6 with a .933 SV% and a 2.05 GAA from Jan. 1 to the end of the season.

In 2017-18, Schwab helped Antti Raanta end the season with the second-highest save percentage (SV%) (.930) and the second-lowest goals against average (GAA) (tied-2.24) in the NHL. He ranked among the franchise single season leaders in both SV% (tied-first) and GAA (third).

Schwab previously oversaw all the Coyotes' minor league goaltenders at the AHL, ECHL and amateur levels and assisted in goalie evaluations.

The 48-year-old Schwab spent seven seasons with the San Jose Sharks organization as a goaltending development coach where he oversaw the goaltending coaching duties for Sharks prospects. The North Battleford, Saskatchewan native also spent three seasons (2005-08) as associate goaltending coach and scout for the Tampa Bay Lightning.

Schwab played eight NHL seasons and registered a 42-63-13 record with a 2.89 goals against average (GAA) and an .896 save percentage (SV%) in 147 games with the New Jersey Devils, Lightning, Vancouver Canucks and Toronto Maple Leafs. He was a member of the 2003 Stanley Cup Champion New Jersey Devils, as well as the 1995 Calder Cup Champion Albany River Rats.



Steve Peters

Assistant Coach – Video

Steve Peters returns for his 22nd season with the Coyotes as the team's Assistant Coach, Video. He joined the Coyotes in 1996-97 after serving as the Executive Director of the Hobey Baker Memorial Award, given annually to the top hockey player in the National Collegiate Athletic Association.

The Bemidji, Minnesota native is responsible for all the video needs of the Coyotes' coaching staff. Included in his duties are pre-scouting opponents, breaking down and analyzing game video for motivational and educational purposes, and reviewing game video with Coyotes players. He is also instrumental in assisting the coaching staff on coaches' challenges.

Additionally, Peters served as Team North America's Video Coach during the 2016 World Cup of Hockey.

Peters, 51, is a graduate of the University of North Dakota where he was a three-time letter winner for the Fighting Sioux hockey team and a member of the 1987 NCAA Division I Championship team.

Steve and his wife, Heidi, reside in Scottsdale while his son, Jackson, attends the University of Arizona.



Mark Bell

Director of Player Development

Mark Bell enters his third season with the Coyotes and first as Director of Player Development. He oversees all prospect development at the American Hockey League (AHL), junior and collegiate levels.

Bell joined the organization following one season as an assistant coach for the St. Mary's Lincolns of the Greater Ontario Junior Hockey League.

The 39-year-old Bell registered 87-95-182 in 450 career NHL games over eight seasons with the Chicago Blackhawks, San Jose Sharks, Toronto Maple Leafs and Anaheim Ducks. In addition, Bell spent seven years playing in Europe and finished his career playing his final three seasons in Berlin, Germany.



Alex Henry

Player Development Coach

Alex Henry enters his third season as the team's Player Development Coach. He oversees all pro player development including working with coaches and players in the Coyotes' minor league system. Prior to joining Arizona, Henry spent two seasons as an assistant coach at Dalhousie University.

Henry enjoyed a 15-year professional hockey career that included stints with the Edmonton Oilers, Washington Capitals and Minnesota Wild. Henry also skated in the AHL and played two seasons of professional hockey in Europe.

The Elliott Lake, Ontario native totaled 2-9-11 in 177 career NHL games and registered 16-70-86 in 632 career AHL games.

Alex and his wife, Megan, live in Halifax, Nova Scotia with their son, Christopher.



Brett Stewart

Player Director of European Pro Scouting & Development

Brett Stewart enters his fourth season as a Player Development Coach and Pro Scout in Europe with the Coyotes. Stewart was previously a coach and general manager for Skien and Tonsberg in the Norwegian Hockey League.

Prior to beginning his coaching career, Stewart enjoyed a 12-year professional playing career which included stints in Germany, Austria, Sweden and Norway. The Regina, Saskatchewan native also skated in five games with Canada's National Team in 1996-97. He retired as a player in 2002.

Brett and his wife of 24 years, Hege, reside in Norway with their two kids Noah (24) and Xavier (17).




Zac Bierk

Goaltending Development Coach

Zac Bierk begins his second season with the Coyotes as Goaltending Development Coach. He oversees all goaltender prospect development at the American Hockey League (AHL), junior and collegiate levels.

Bierk joined the organization following five seasons as goaltending coach for the Oshawa Generals of the Ontario Hockey League. He also previously served as a coach at the goaltending school Team Shutout.

The 43-year-old Bierk posted a 3.18 goals against average (GAA) and a .901 save percentage (SV%) in 47 career NHL games with the Tampa Bay Lightning, Minnesota Wild and Coyotes. He registered a 2.46 GAA with a .924 SV% in 20 games with the Coyotes from 2002-04.



Lars Hepso

Skating Coach

Lars Hepso is in his second season with Arizona after joining the Coyotes on June 28, 2018 as the team's Skating Coach.

Hepso is the Founder & President of Skate with Power. The 27-year-old will work with all Coyotes players at the NHL, AHL and junior levels.

Hepso has worked with players at many levels in both North America as well as Europe including several current and former NHL players such as Matthew Barzal, Danton Heinen and Shea Theodore.

The Penticton, BC native is in his 10th year as a skating instructor and graduated with a business management degree from UBC Okanagan.



Jeff Ulmer

Coordinator, Skill Development, Assistant Director of Special Projects

Jeff Ulmer was named as Coordinator, Skill Development, Assistant Director of Special Projects for the Coyotes on June 28, 2018.

The 42-year-old Ulmer came to Arizona in the first combined skills and video position in the NHL. The former forward played 19 seasons and over 1,000 games of professional hockey from 1999-2018. He finished his career having played in 800-plus consecutive games.

The Wilcox, Saskatchewan native spent parts of the 2000-01 season with the New York Rangers when he recorded 3-0-3 in 21 games. He also played in over 250 games in the American Hockey League with four teams. He competed internationally with Team Canada in several tournaments and played over 700 games throughout European leagues including the KHL, SHL, Liiga and the NLA.

A graduate of the University of North Dakota, Ulmer won an NCAA championship with the team in 1997. While playing professionally in Europe, he obtained his Hockey Canada Skills Coach certification and took management and language courses to add to his education. He has worked as a volunteer skills coach for players and teams and runs clinics for players and coaches.


Jeff and his wife, Robyn, have daughters, Jaydee and Bratyn.



Stan Wilson
Head Equipment Manager

Stan Wilson returns for his 30th season with the Coyotes organization and 24th season as Head Equipment Manager. The Melfort, Saskatchewan native began his career as an Equipment Manager in 1980 with the Junior B. Melfort TM's. He joined the Prince Albert Raiders of the Western Hockey League (WHL) for the 1982-83 season, enjoying a Memorial Cup championship in 1985. Wilson then joined the Winnipeg Jets in 1990 as an Equipment Manager and has been with the organization ever since.

In 2007, Wilson won a gold medal as the Equipment Manager of Team Canada at the IIHF World Championship in Russia. Wilson was also Equipment Manager of the gold-medal winning Canadian squad at the 2003 IIHF World Championship in Finland. In 1997, Wilson represented the Coyotes as one of the equipment managers for the NHL All-Star Game in San Jose.



Tony Silva
Equipment Manager

Tony Silva begins his 22nd season with the Coyotes organization as the team's Equipment Manager. On February 16, 2017, Silva recorded his 1,500th NHL game at Los Angeles. Silva previously worked his 1,000th NHL game at Detroit on November 8, 2010.

Silva joined the Coyotes from the San Jose Sharks, where he served three seasons as an equipment manager. Prior to that, the 47-year-old native of San Jose, California worked three seasons as a visiting locker room attendant with San Jose.

Before getting involved with hockey, Silva served as an Equipment Manager for the San Jose Earthquakes of the Western Soccer League (WSL). He also worked with the San Francisco Bay Blackhawks of the American Professional Soccer League (APSL).

Tony has three children, Dominik, Landon and Ashtyn. The family resides in Scottsdale.



Jason Rudee
Assistant Equipment Manager

Jason Rudee returns for his 19th season as Assistant Equipment Manager with the Coyotes after working seven seasons (1994-95 to 2000-01) with the San Jose Sharks as the team's Assistant Equipment Manager and Equipment Transportation Specialist.

The 46-year-old Rudee was the recipient of the inaugural commitment to excellence award in 2011-12 as voted on by the league's 30 equipment managers.

Rudee splits his duties between assisting the Coyotes equipment staff with the day-to-day equipment and locker room maintenance, and serving as the visiting dressing room manager. He manages the visiting team's equipment upon arrival and assists the visiting team's equipment manager with all his needs while in town.

Jason, his wife Jeannette and their daughters, Haley and Hannah, reside in Cave Creek. Haley attends the University of Arizona while Hannah is currently a junior in high school.



Denver Wilson
Assistant Equipment Manager

Denver Wilson enters his fourth season as Assistant Equipment Manager with the Coyotes. He joined the organization following three seasons with the Los Angeles Kings as their Assistant Equipment Manager.

The 32-year-old Wilson was part of two Stanley Cup Championships with the Kings in 2012 and 2014. He previously served as assistant equipment manager with the Houston Aeros, the former AHL affiliate of the Minnesota Wild, from 2010-11. Wilson was also head equipment manager for the Arizona Sundogs (CHL) from 2008-10. He originally started with the Coyotes as a locker room attendant at age 11.

Wilson assists the Coyotes equipment staff in day to day operations, travel and equipment repair.

Denver and his wife, Kalie, and daughter, Wynter, reside in Phoenix.



Dave Zenobi
Head Athletic Trainer

Dave Zenobi enters his third season as the Coyotes Head Athletic Trainer. Zenobi oversees all aspects of the team's medical operations.

Zenobi, 51, joined the Coyotes after spending ten seasons with the Florida Panthers, nine of them as the Head Athletic Trainer where he oversaw all medical and training operations. Prior to that, he spent five seasons with the Cleveland Barons of the American Hockey League (AHL) serving as the Head Athletic Trainer.

A native of Lyndhurst, Ohio, Zenobi began his career in hockey in 1994 with the Cleveland Lumberjacks of the International Hockey League (IHL) and has also worked with Team USA at the 2013 World Championships in Helsinki, Finland where he earned a bronze medal.

Zenobi, who is a certified member of the National Athletic Trainers' Association, the Arizona Board of Athletic Training, and the Professional Hockey Athletic Trainers Society, earned his Bachelor of Science degree in Sports Medicine from Mount Union College and a Master of Science degree in Exercise Science from the University of Massachusetts at Amherst.

Dave and his wife of 25 years, Dawn, reside in Phoenix while his son, Domenic, attends Sheridan College in Florida and son, Joey, attends Arizona State.



Donnie Fuller
Assistant Athletic Trainer

Donnie Fuller enters his third season as the team's Assistant Athletic Trainer. Fuller joined the Coyotes after spending 16 seasons as the Head Athletic Therapist with the Minnesota Wild where he worked 1,200 career NHL games.

Prior to beginning his NHL career in Minnesota, Fuller was the Head Athletic Therapist at the University of Victoria (1994-2000) and was the Head Athletic Therapist for Hockey Canada (1999-2000). Fuller was also the Athletic Therapist for Hockey Canada at the 2000, 2002, and 2006 World Hockey Championships and was the Head Athletic Therapist at the 2004 NHL All-Star Game.

A native of London, Ontario, Fuller earned an undergraduate degree in Physical Education from McMaster University and a diploma in Athletic Therapy from Sheridan College. He also spent three years of study at the Canadian College of Osteopathy in Toronto and is currently in the process of earning a master's degree in the science of kinesiology at A.T.

Still University. Additionally, Fuller spent some of the 2018 offseason working with the USA soccer program.

Fuller is a Certified Athletic Therapist in the Canadian Athletic Therapists' Association, a Certified Athletic Trainer in the National Athletic Trainers' Association and a Certified Orthopedic Technician in the National Orthopedic Technicians Association. He also is an Emergency Medical Technician in the National Registry of Emergency Medical Technicians and is certified in Fascial Stretch Therapy, Integrated Dry Needling, Active Release Techniques and Myofascial Release.

Donnie resides in Phoenix with his wife, Tina, and three daughters Anna (12), Alison (10) and Alaina (6). He enjoys spending time with family and competing in triathlons and marathons.



Dr. Connor Ryan
Physical Therapist

Dr. Connor Ryan enters his third season with the Coyotes as the team's Physical Therapist. He oversees all Coyotes physical therapy.

The 34-year-old Ryan began his career in New York City working as a personal trainer and physical therapist at Drive 495 gym. He moved to Arizona in 2016 to serve as a physical therapist at Foothills Sports Medicine and Rehab in Gilbert.

The Worcester, MA native played varsity baseball at Assumption College before finishing his undergrad degree in Exercise Physiology (2010) at the University of Massachusetts Lowell in 2010. Ryan then completed his Doctorate in Physical Therapy at the University of Massachusetts Lowell in 2013.



JP Major
Strength and Conditioning Coordinator

JP Major enters his sixth season with the Coyotes as the team’s Strength and Conditioning Coordinator. Major came to the organization from EXOS in Phoenix (formerly Athletes’ Performance), where he was a performance specialist and lead coach for NHL player off-season programs.

The 33-year-old Major was also the head coordinator for professional hockey development and programming for all AP facilities. In 2013, he conducted the Coyotes training camp fitness testing and assisted with all data interpretation.

The Lincoln, Nebraska native was the lead movement coach for the 2014 NFL combine preparation which included training 27 drafted athletes and four players selected in the first round of the NFL Draft.

Major graduated from the University of Nebraska in 2012 with a Bachelor of Science degree (Nutrition, Exercise and Health Science).

JP and his wife, Hannah, daughter, Grace, and son, Max, reside in Scottsdale.



Curt Truhe
Assistant Strength and Conditioning Coordinator

Curt Truhe enters his fifth season with the Coyotes as the team’s Assistant Strength and Conditioning Coordinator. He oversees all prospect strength and conditioning for the organization.

Truhe arrived from Bon Secours Sports Performance where he served as the Sports Performance Coordinator at the facility in Richmond, Virginia.

The 31-year-old Truhe previously spent time at EXOS (Formerly Athletes’ Performance) where he completed an internship working with pro athletes of all sports and assisted with Coyotes testing. Following his internship, he continued to work with NFL Combine athletes at EXOS.

The Elk Point, South Dakota native graduated from Augustana University (S.D.) with B.S. degrees in Exercise Science and Fitness Management.

Truhe and his wife, Jenny, reside in Scottsdale.



Steve Van Schubert
Massage Therapist

Steve Van Schubert enters his first season with the Coyotes as the team’s Massage Therapist. Van Schubert comes to the Coyotes from The Athlete Centre in Victoria, British Columbia where he worked as a Registered Massage Therapist and an Athletic Therapist.

Van Schubert has previously spent time as part of the medical staff for the 2010 Winter Olympic Games, the 2016 Women’s World Hockey Championships, and the 2019 World Junior Hockey Championships.

The Toronto, Ontario native graduated from the University of Victoria with a bachelor’s degree in Physical Education, from Sheridan College with a diploma in Sports Injury Management, and from California University of Pennsylvania with a master’s degree in Exercise Science.

Van Schubert and his wife, Noreen, have a son, Jaiden.



Marina Carpenter

General Counsel & Chief of Staff

As Chief of Staff and General Counsel of the Arizona Coyotes, Marina Carpenter focuses on driving strategic business objectives and efficiencies, and providing counsel to key leaders within the organization. Marina is tasked with the day-to-day operations and legal needs of the team, oversees litigation matters and risk assessment, and manages all contracts. She helps coordinate varying business dynamics, and is involved in managing the Coyotes' relationship with the arena manager, arena concessionaire, merchandiser, and the entertainment district outside of the Coyotes' home arena.

Carpenter is an Arizona native and played Division-1 volleyball at Arizona State University, where she was named as an academic All American twice and ranks second in school history for career assists. She graduated summa cum laude from ASU's W.P. Carey School of Business.

Carpenter attended law school at ASU and was a member of the Sports & Entertainment Law Journal. She was part of the Lodestar Mediation Clinic and served as a mediator in multiple Arizona Justice Courts. During law school Carpenter spent time with the Arizona Diamondbacks as a legal intern. She has also worked for a bank during its launch of a professional athletes' division and spent time working for an NFL agent.

Following law school, Marina spent several years at one of Arizona's oldest law firms, Jennings Haug & Cunningham before joining the Coyotes as the team's Associate General Counsel in 2016.

Outside of the office, Carpenter coaches a competitive girls' club volleyball team with several state championship titles and one national championship title.



Gregg Olson

Chief Financial Officer and Chief Administrative Officer

Gregg Olson joined the Coyotes in September 2014 and leads the administrative areas of finance and information technology. He provides guidance in strategic planning as well as risk management, plus oversight of the relationships with key strategic partners AEG Facilities, Levy Restaurants and Fanatics. He joined the Coyotes from SMG, a leader in venue management where he served as one of the organization's Regional Vice Presidents to its Stadium and Arena Division. Prior to that, Olson served as Executive Vice President and Chief Financial Officer for the Portland Trail Blazers (NBA) organization.

Olson, who was named as CFO of the Year in the large private business category by Portland Business Journal in 2009, directed all day-to-day activities for the Trail Blazers' finance department and oversaw all information technology and human resource functions. In addition, he managed negotiations of all employee benefits programs, and directed all

areas of risk management.

During his tenure in Portland, Olson taught an undergraduate class titled "Financing Sports" in the Lundquist College of Business at University of Oregon, and was a contributor to the textbook Financing Sport, Third Edition by Dennis R. Howard and John L. Crompton.

Olson began his sports management career in 1985 as Director of Finance for the Cleveland Indians, and was Executive Vice President and Chief Financial Officer of the National Hockey League's San Jose Sharks before joining the Trail Blazers organization.



Jeff Morander

Executive Vice President of Ticket Sales & Strategy

Jeff Morander is entering his seventh season as a member of the Coyotes. He joined the Coyotes on September 30, 2013 from the National Hockey League (NHL) where he spent six years in a variety of roles including Vice President of NHL Events, Vice President of Ticket Strategy and Vice President of Club Consulting and Services.

Some of the highlights of Morander's career include executing numerous successful NHL events such as the NHL Winter Classics in Philadelphia and Pittsburgh, NHL All-Star Games in Ottawa and Raleigh, NHL Awards in Las Vegas as well as NHL Heritage Classic in Calgary. He also established a Ticketing Center of Excellence and assisted 30 NHL Clubs with "Best Practices" that resulted with record setting league-wide revenues. Morander continues to use best practices to evaluate loyalty programs, mobile ticketing and new technologies to enhance the fan experience. CRM/Database marketing, focus groups, secret shoppers and surveys have also provided invaluable feedback specific to Arizona.

With over 30 years senior management experience in the sports industry, Morander has also worked for the Sacramento Kings (NBA) and Monarchs (WNBA) the Atlanta Hawks (NBA) and Atlanta Thrashers (NHL) the Chicago Bears (NFL) the Houston Rockets (NBA) and Comets (WNBA) the Tampa Bay Lightning (NHL) and the Hartford Whalers (NHL).

Morander graduated from Boston University in 1986 with a degree in Business Administration. Jeff and his wife, Kim and daughter Madelyne, reside in Scottsdale.



John Knebel

Executive Vice President, Corporate Partnerships & Premium Seating

John Knebel is entering his fourth season with the Coyotes as the team's Executive Vice President of Corporate Partnerships & Premium Seating.

Knebel joined the Coyotes from the Los Angeles Dodgers where he spent two years as the Club's Senior Director of Corporate Partnerships and was responsible for generating new team revenue by creating strategic partnerships with regional, national and multinational corporations.

Prior to that, Knebel worked five years with the Washington Nationals as the team's VP/Managing Director of Corporate Partnerships and Business Development where he oversaw all corporate partnership sales, service and business development activities for the team.

With over 20 years of business experience, Knebel has also worked for Intersport, IEG, Coca-Cola and the National Hockey League. He has a BA from the College of William and Mary and MBA from Duke University's Fuqua School of Business.

John and his wife, Amy, reside in Arcadia.



Rich Nairn

Executive Vice President of Communications & Broadcasting

Rich Nairn serves as the Coyotes' Executive Vice President of Communications and Broadcasting. In this role, Nairn oversees all media relations, broadcasting, production and website news content for the team. Nairn is currently in his 24th season with the franchise.

Over the past two decades, Nairn has established strong working relationships with hundreds of local and national media and has created and implemented numerous successful PR campaigns that have generated positive media coverage and publicity for the organization.

Nairn joined the Winnipeg Jets in 1993 and was promoted to Director of Media Relations in 1995. He relocated with the team to Phoenix in 1996 and helped launch the Coyotes franchise in the Valley of the Sun. Under his direction, the Coyotes media relations department has repeatedly been recognized as one of the best in the NHL.

Nairn graduated from the University of North Dakota in 1992 with a Master's degree in Communications. In addition, he earned a Bachelor of Arts degree in Political Science from the University of Manitoba in 1988.

Rich and his wife, Aimee, have three children; sons Jakob and Jaden and daughter Harper. The family resides in Scottsdale.



Tom Hoof

Vice President of Marketing

Tom Hoof was named Vice President of Marketing in October 2017. His responsibilities include overseeing the marketing strategy for the team including brand development, advertising, digital and social media, promotions, analytics and in-game entertainment.

Some of the highlights of Hoof's career include serving as the Vice President of Marketing and Community Relations at the Tampa Bay Rays. While there, he developed the Rays' postgame concert series and oversaw the development of the top promotional giveaways in professional sports as recognized by ESPN. While at the University of South Florida, the football campaign was recognized as the best in collegiate athletics. He also spent a decade in partnership marketing for Walt Disney World, where he worked on the opening of Disney Cruise Lines, Disney's Animal Kingdom and attractions like Rock 'N Roller Coaster and Test Track.

Hoof graduated from the University of Richmond with a degree in Journalism. He and his wife, Debbie, reside in Arcadia.



Patty Frankenfield
Vice President, People & Culture

Patty Frankenfield is entering her fifth season with the Coyotes as Vice President, People & Culture. In her role, Frankenfield oversees all people related responsibilities for the Coyotes including talent acquisition, compensation and benefits, safety, engagement and recognition, training, and organizational development. Frankenfield also partners with the senior leadership of the organization to build a culture that supports team members in their daily work and strives to make the Coyotes one of the best places to work. Prior to joining the Coyotes, Frankenfield worked in the hospitality industry at hotel properties in the greater Phoenix and southern California markets. She was responsible for all aspects of Human Resources. She and her husband, Chaz, reside in Phoenix and have two sons, Adam and Dylan.



Olivia Matos
Executive Director Arizona Coyotes Foundation/ Vice President Corporate & Community Impact

Olivia Matos oversees the Arizona Coyotes Foundation and the Community Relations department for the team. She is in her seventh year with the franchise. She also serves on the board of directors for Foundation for Blind Children and Feeding Matters. She joined the organization as the Manager of the Foundation and Community Relations from Recruiting.com/Jobing.com where she worked in Public and Social Services Solutions Sales, managing and developing nationwide clientele within the following industries: government, education, associations, and social service organizations. Prior to Recruiting.com, Matos spent five years at the Arizona Biltmore Resort & Spa where she sold, planned and executed events of all kinds.

Matos graduated Suma Cum Laude from Illinois State University in 2007 with a Bachelor's degree in Business Management with a focus on Organizational Leadership. She resides in Phoenix with her husband, Aaron.



Bill Makris
Vice President of Ticket Sales & Service

Bill Makris is entering his seventh season as a member of the Coyotes Ticket Sales & Service Leadership Team as the Vice President of Ticket Sales & Service. Makris has over 30 years of experience in the ticketing industry. He has worked with some of the top professional organizations including the Edmonton Oilers, Columbus Blue Jackets, Tampa Bay Lightning, Hartford Whalers, Florida Marlins, Houston Rockets as well as the Chicago Wolves and Hartford Wolf Pack of the American Hockey League. Bill works closely with Executive VP of Ticket Sales & Strategy Jeff Morander and the rest of the Ticket Sales Leadership team on overseeing sales & service initiatives for the Coyotes. Makris also leads all ticket sales & service recruitment and training efforts. He also served as a member of the NHL Ticket Sales Advisory Committee for three seasons. Since Makris' arrival in Phoenix, the Coyotes' sales staff has set several franchise revenue records including overall ticket

revenue.

Makris is a native of Hartford, CT and earned an MA from UConn in Sport Management & Sports Marketing. He is also the proud father of his 13-year-old son Alexander.



Mike Berry

Vice President of Corporate Partnerships

Mike Berry is entering his third season with the Coyotes as the team's Vice President of Corporate Partnerships. In his role, Berry is responsible for developing and managing new corporate marketing relationships covering a variety of industry categories across the Coyotes' multi-media platform.

Berry joined the Coyotes in March of 2018 from FOX Sports College Properties, where he spent two seasons as Vice President & General Manager for Georgetown University and other FSCP regional and national entities, responsible for developing new corporate partnerships and renewal business. Prior to joining FSCP, Mike worked for three seasons with the Washington Nationals as the franchise's Director of Corporate Partnerships.

Berry has worked with multiple professional franchises on new arena building partnership and premium sales initiatives, including the NBA's Portland Trail Blazers, Indiana Pacers and San Antonio Spurs and the launch of four NBA Development League franchises. Berry has also led revenue generating departments for the Pittsburgh Pirates and served as a Senior Sales Manager for the 2012 World Champion San Francisco Giants.

Berry has a BA from Texas Christian University and MBA from the University of Oregon's Lundquist School of Business.

Mike and his family reside in Scottsdale.



Grant Buckborough

Vice President of Premium & Suite Sales

Grant (Bucky) Buckborough is entering his 10th season with the Coyotes as the Vice President of Premium Seating and Service.

Bucky joined the Coyotes from the Rio Grande Valley Killer Bees where he spent five seasons as the club's General Manager and was responsible for all departments within the organization. He built ticket sales teams that achieved annual cash sales of excess of 2 million dollars ranking in the top two in the Central Hockey League for seven consecutive seasons. He also served as the teams alternate governor.

Buckborough resides in Goodyear with his wife, Cellina, and his daughter, Brielle, and son, Brooks.



Lindsay Kray

Vice President, Client Services & Guest Experience

Lindsay Kray is entering her thirteenth season with the Arizona Coyotes and first as Vice President, Client Services & Guest Experiences. She has held a variety of roles within the organization's ticket sales and service department including Sr. Director, Client Services & Guest Experiences from 2015 to 2019.

Prior to the 2019-20 season, Kray led the service and retention staff to the organization's best season ticket renewal rate since the team moved to Gila River Arena in Glendale.

Before joining the Coyotes, Kray worked with the Wisconsin Timber Rattlers minor league baseball team. She also graduated from the University of Wisconsin – Eau Claire with a marketing and business communication degree.

Kray, who is originally from Appleton, WI, currently resides in Peoria.



Sam Bays

Vice President of Business Development

Sam Bays is entering his sixth season as a member of the Coyotes Ticket Sales & Service leadership team and now serves as the Vice President of Business Development.

Bays has over 15 years of experience in professional sports ticketing. He spent seven years with the NHL's Dallas Stars in addition to stops with the Allen Americans, then of the Central Hockey League, and Prodigal in Oklahoma City where he managed sales efforts for the OKC Barons of the American Hockey League, OKC Energy FC of the USL Pro, as well as Professional Bull Riding (PBR) and Rodeo events.

For the Coyotes, Sam oversees all new full season and package sales as well as working closely with marketing on promotion of those products and with the team's analytics department on business strategies and key technologies

involving Coyotes ticketing.


Sam grew up in Dallas, Texas and has a BA from The University of Texas at Arlington. He currently resides in Peoria, Arizona.




Dave Griffiths
Team Services Manager



Kara Montgomery
Executive Asst., Hockey
Operations



Jake Schmick
Hockey Operations
Assistant



Kevin Clark
Hockey Operations
Research & Development,
Data Engineer



Jim O'Neal
Security



Doug Cannon
Director of Broadcasting



Greg Dillard
Director of Media Relations




Jeffrey Sanders
Media Relations Coord-
inator



Alex Kinkopf
Manager, Digital Media/
Content



Taylor Hatleberg
Community Impact
Manager



Matt Shott
Director of Amateur Hockey
Development




Zach Izumi
Manager, Grassroots
Marketing



Zack Savage
Coordinator, Grassroots
Marketing



Heather Berry
Director, Production



Courtney Orner
Production Manager



Lamont Buford
Director of Game Presen-
tation



Dave Ellsworth
Manager Game Presen-
tation



Nicole Shabaz
Game Presentation
Coordinator



Cole Cook
Director, Business Analytics



Marissa Mast
Director, Social Media
Strategy



Scott Jenner
Sr. Mgr., Creative & Web
Services



Rachel Olish
Manager, Events &
Marketing



Michael Kesaris
Business Analyst & CRM
Specialist




Matt Shwayder
Coordinator, Advertising &
Creative



Magali Valiente
Digital Marketing Specialist




Jeph Harris
Mascot Coordinator



Stephen Ontiveros
Social Media Specialist



Craig Wolman
Director of Financial
Planning/Analysis



Craig Scott
Accounting Coordinator



Debi Leal
Payroll Administrator



Chris Shelley
Staff Accountant



Jessica Fuentes
Staff Accountant



Taylor White
Associate Legal Counsel




Cale Hulse
Sr. Advisor, Business Dev. & Alumni Relations




Lindsay Foletta
Corporate Partnerships Service Mgr



Matt Carnot
Corporate Partnerships Service Mgr



Blake Pangman
Corporate Partnerships Manager



Melissa O'Brochta
Partnership Activation Coordinators




Mike Brody
Sr. Business Development Executive




Matt McClelland
Sr. Premium Seating & Suite Sales Mgr



Dave Paris
Sr. Premium Seating & Suite Sales Mgr



Craig Campbell
Premium Seating & Suite Sales Mgr




Brad Moss
Premium Seating & Suite Sales Mgr




Matt Herold
Premium Services Manager



Josh Pitts
Business Development Supervisor



Justin Peterson
Sr. Business Development Account Executive




Brittany Lovro
Business Development Account Executive



Devin Miller
Business Development Account Executive



Samuel Evans
Business Development Account Executive



Michael Redfern
Business Development Account Executive



Tanner Roush
Business Development Account Executive




Jack Hollin
Business Development Account Executive



Callyn Voase
Business Development Account Executive



Steve Gonzales Jr.
Sr. Manager of Group Sales



Chris Bongo
Sr. Group Sales Account Executive



Jon Kane
Group Sales Account Executive



Kayleigh Hill
Group Sales Account Executive



Cody Forrester
Group Sales Account Executive



Noah Rosenfeldt
Group Sales Account Executive



Erika Arriola
Group Sales Account Executive



Jon Shivener
Amateur Hockey Dev. & Group Sales Executive



Eric Bartucca
Amateur Hockey Group Sales Account Executive



Karalyn Katchmark
Service & Retention Supervisor



Sean Sanford
Sr. Service & Retention Account Executive



Morgan Kerlin
Service & Retention Account Executive



Sam Ostrowski
Service & Retention Account Executive



Jeremy Curran
Ticket Sales Representative



Daniel DeGuardi
Ticket Sales Representative




Daniel DeGuardi
Ticket Sales Representative




Monty Low
IT Director




Justin Ferguson
IT Tech



Michael Fryer
IT Support



Amanda Howell
Coordinator, People &
Culture



Alexandra Davis
Front Office Administrator



Ivette Servin
Receptionist



Laura Anderson
Ticket Operations
Supervisor



Whitney Gaines
Ticket Operations Coord-
inator



Danny Klorer
Ticket Operations Coord-
inator

Not pictured

Lyndsey Fry, Special Assistant to the President/Brand Ambassador; Danylo Kowal, Motion Graphics Producer; River Demson, Videographer/Editor; Wesley Fry, Videographer/Editor; Makayla Perkins, Videographer/Editor Cynthia Esqueda, Spanish Social Media Associate; Jacob Pellegrino, Business Development Account Executive; Monique Karraa, Group Sales Account Executive; Nick McKirgan, Business Development Account Executive; Devyn Adams, Ticket Sales Representative; Noah Taurisano, Ticket Sales Representative; Cameron Mash, Ticket Sales Representative; Jaymee Lawton, Ticket Sales Representative; Alex Learned, Ticket Sales Representative; Jim Bakken, Ticket Operations Director



Matt McConnell

Television Play-By-Play Announcer

Matt McConnell enters his ninth season with the Coyotes as the team's TV play-by-play announcer.

Prior to joining the Coyotes broadcast team, McConnell was the TV voice of the Atlanta Thrashers (2009-2011). He also called all the TV play-by-play for the Thrashers from 1999 (their inaugural season in the NHL) through 2003 before moving on to the Minnesota Wild where he called NHL action for two seasons (2003-2005).

During the 2018-19 season, McConnell called his 1,500th NHL game on January 20, 2019 (Coyotes at Maple Leafs).

McConnell got his start in the NHL in 1993 when he was named as the radio voice of the expansion Mighty Ducks of Anaheim. He worked with the Ducks through 1996 when he became the radio play-by-play announcer for the Pittsburgh Penguins from 1996-1999. McConnell has also covered the NHL playoffs for NHL Radio and Westwood One, the Stanley Cup Final for NHL International and the 2009 IIHF World Junior Championship for the NHL Network.

From 2005-06 to 2008-09, he served as the lead play-by-play announcer for CBS College Sports' college hockey broadcasts. During this time, McConnell also called college basketball, football and lacrosse for the network and hosted their coverage of the NCAA lacrosse championships. He also played the role of fill-in broadcaster for the NBA on TNT in 2001. In addition to his involvement with CBSN, he also calls games for Pac-12 Networks on a free-lance basis.

McConnell's accolades in the broadcasting industry include being named the 2013 Arizona Sports Broadcaster of the Year by the National Sportscasters and Sports-writers Association, a pair of regional sports Emmys involving his work on Thrashers telecasts in 2002 and 2003, his nomination for a regional sports Emmy in 2010 and his nomination for 1994 Broadcaster of the Year by the Southern California Sports Broadcasters Association while working with the Ducks.

McConnell is a graduate of Michigan State University where he earned a Bachelor's degree in Telecommunication with major emphasis in Economics.

Matt, his wife Jennifer and daughter Zoe, make their year-round home in the Valley.



Tyson Nash

Television Color Analyst

Tyson Nash enters his 11th season with the Coyotes as the team's TV color analyst. A former Coyotes player, Nash will once again team up this season with play-by-play announcer Matt McConnell in the television booth.

In addition to his responsibilities with the Coyotes, Nash has served as an analyst on NHL Network throughout the regular season and Stanley Cup Playoffs. In the past, Nash has worked with FOX Sports 1 as a panelist for its coverage of the 2015 Stanley Cup Playoffs. He has also worked as the color analyst on Pac-12 Network for select Arizona State hockey games.

The 43-year-old Nash played eight years in the NHL with St. Louis and Phoenix, recording 27-37-64 and 673 penalty minutes (PIM) in 374 games. He also recorded 3-2-5 and 52 PIM in 23 career Stanley Cup playoff games. Nash was originally drafted by the Vancouver Canucks in the 10th round (247th overall) of the 1994 NHL Entry Draft. He made his NHL debut on April 3, 1999 with the St. Louis Blues. In 1999-00, Nash was a member of the Blues' Presidents' Trophy-winning club, which posted an NHL-best 51-20-11-1 record.

Nash played for the Coyotes during the 2003-04 and 2005-06 seasons and was the recipient of the team's Man of the Year Award in 2004 for his involvement in the Phoenix community. A native of Edmonton, Alberta, Nash enjoyed a standout junior hockey career with the Kamloops Blazers of the Western Hockey League (WHL) where he won three Memorial Cup Championships and was a teammate of former Coyotes Captain Shane Doan. Nash and Doan helped lead Kamloops to back-to-back Memorial Cup Championships in 1994 and 1995 while Nash was also a part of Kamloops' 1992 Memorial Cup-winning team.

Nash and his wife, Kathy, reside in Scottsdale with their daughters, Madison and Georgia, and their son Ty.



Todd Walsh

Television/Radio Host

Todd Walsh returns to the Coyotes broadcast team for his 23rd season as radio host and 20th as television host.

Walsh joined the Coyotes radio broadcast team in 1996 when the Coyotes announced their partnership with KDKB and KDUS (now NBC Sports Radio 1060 AM). He co-hosted PM Drive and served as KDKB's sports director from 1993 to 2001.

In 2001, Walsh began as the full-time field reporter for Fox Sports Arizona, working Arizona Diamondbacks baseball games. He also serves as Fox's pre-game show host for both Coyotes and Diamondbacks games. Walsh is a 15-time Rocky Mountain Emmy Award winner for his work on both Arizona Coyotes and Arizona Diamondbacks broadcasts. He was also recently inducted into the Rocky Mountain Emmy "Silver Circle".

Walsh also worked five years (1988-93) at KTAR as a sports reporter, talk show anchor and co-host of the pre- and post-game radio broadcasts for the Phoenix Suns (NBA) and Arizona Cardinals (NFL). From 1991-93, the versatile Walsh also served as the

color commentator for Cardinals games.

From 1988-91, he worked as the play-by-play announcer for the Phoenix Firebirds (Pacific Coast League). In 1987, the Rochester, New York native also called Tucson Toros games and Arizona Ice Cats hockey games.

Walsh graduated from the University of Arizona in 1986 with a Fine Arts degree in radio and television. Following graduation, Walsh served as the pre- and post-game radio host for Wildcats football and basketball games and hosted a radio talk show.



Bob Heethuis
Radio Play-By-Play Announcer

Bob Heethuis returns for his 22nd season as a member of the Coyotes’ radio team and his 15th season as radio play-by-play announcer. He called his 1,000th NHL game on Feb. 1, 2018 vs. the Dallas Stars.

For seven seasons, “Heeter” served as the studio host for all Coyotes radio broadcasts as well as the “Coyotes Wrap-Up Show” – a post-game call-in show heard on KDUS AM-1060 – now NBC Sports Radio AM 1060 - with interviews, highlights and analysis.

Prior to becoming the Coyotes’ radio play-by-play announcer, Heethuis could be heard on the air on KDUS AM-1060 during the week updating listeners with news on the Coyotes and the rest of the sports world. He also hosted “Coyotes Weekly” – an hour-long Coyotes magazine show on KDUS AM-1060.

Currently in his 35th year of professional hockey broadcasting, the 58-year-old native of Muskegon, Michigan previously worked as the radio play-by-play voice for the International Hockey League’s Muskegon Lumberjacks and Phoenix Roadrunners from 1984 to 1997. Throughout his 13-year career in the IHL, Heethuis had the opportunity to call over 1,000 regular and postseason games while earning IHL Broadcaster of the Year honors in 1994-95.

Heethuis received a Bachelor of Arts Degree in Telecommunication from Michigan State University in 1983. While at MSU, he began his sports broadcasting career by calling Spartans’ hockey, baseball and basketball games.

Bob and his wife, Malissa, reside in Tempe.



Paul Bissonnette
Radio Color Analyst & Ambassador

Paul Bissonnette enters his third season with the Coyotes as the team’s radio color analyst and team ambassador. A former Coyotes player, Bissonnette will again team up with veteran play-by-play announcer Bob Heethuis in the radio booth.

In addition, Bissonnette produces digital media content for the Coyotes website and social media platforms by hosting player videos throughout the season including The Bachelor Report, Home Trippin’ with Biz and Pillow Talk with Biz and Nasher.

Bissonnette is also a co-host on Barstool Sports’ popular Spittin’ Chiclets podcast and recently produced a five-part documentary series called Biznasty Does B.C. He currently has over 1 million Twitter followers (@BizNasty2point0) and over 300,000 followers on Instagram (Biznasty).

The 34-year-old Bissonnette played six seasons in the NHL with Phoenix and Pittsburgh. He registered 7-15-22 with 340 penalty minutes (PIM) in 202 career NHL games.

Bissonnette, a native of Welland, Ontario, also played 270 games in the American Hockey League (AHL) with Wilkes-Barre/Scranton, Portland, Manchester and Ontario. He recorded 647 PIM over seven seasons. In 2015, he helped Manchester win the AHL’s Calder Cup championship.

Bissonnette was originally drafted by the Pittsburgh Penguins (4th round, 121st overall) in the 2003 NHL Entry Draft.



Luke Lapinski
Radio Host

Luke Lapinski enters his 12th season with the Coyotes as the team’s radio host on FOX Sports 910.

Luke anchors the pregame, intermission and postgame shows for all Coyotes radio broadcasts, conducts off the ice interviews with players and coaches and hosts the Coyotes Corner podcast. He is also a co-host on Arizona Sports’ the Natural Hat Trick podcast.

In addition to his hockey duties, he has been a part of numerous sports shows throughout the Valley and currently hosts “The Rundown with Luke Lapinski” from Monday-Friday, while also serving as a weekday fill-in host at the station.

Lapinski graduated from Arizona State University with a degree in sports psychology and, while at ASU, served as a play-by-play announcer for the Sun Devil hockey, football and basketball programs on KASC 1330 AM. He also covered the NHL on ESPN.com for three years.

PLAYERS



PLAYER	HOW ACQUIRED
Michael Bunting	Arizona's 5th choice (4th round, 117th overall) in the 2014 Entry Draft
Kyle Capobianco	Arizona's 4th choice (3rd round, 63rd overall) in the 2015 Entry Draft
Jakob Chychrun	Arizona's 2nd choice (1st round, 16th overall) in the 2016 Entry Draft
Lawson Crouse	From Florida with Dave Bolland in exchange for Arizona's 2017 conditional 3rd round choice and 2018 conditional 2nd round choice
Jason Demers	From Florida in exchange for Jamie McGinn, September 17, 2017
Christian Dvorak	Arizona's 3rd choice (2nd round, 58th overall) in the 2014 Entry Draft
Oliver Ekman-Larsson	Phoenix's 1st choice (1st round, 6th overall) in the 2009 Entry Draft
Hudson Fasching	Signed as a free agent, July 14, 2018
Christian Fischer	Arizona's 3rd choice (2nd round, 32nd overall) in the 2015 Entry Draft
Conor Garland	Arizona's 8th choice (5th round, 123rd overall) in the 2015 Entry Draft
Alex Goligoski	Signed as a free agent, June 22, 2016
Michael Grabner	Signed as a free agent, July 1, 2018
Barrett Hayton	Arizona's 1st choice (1st round, 5th overall) in the 2018 Entry Draft
Vinnie Hinostroza	From Chicago with Jordan Oesterle, a 2019 3rd round draft choice and the contract of Marian Hossa in exchange for Marcus Kruger, Andrew Campbell, Jordan Maletta, MacKenzie Entwistle and a 2019 5th round draft choice, July 12, 2018
Niklas Hjalmarsson	From Chicago in exchange for Connor Murphy and Laurent Dauphin, June 23, 2017
Clayton Keller	Arizona's 1st choice (1st round, 7th overall) in the 2016 Entry Draft
Phil Kessel	From Pittsburgh with defenseman Dane Birks and a 2021 4th round draft choice in exchange for forward Alex Galchenyuk and defenseman Pierre-Olivier Joseph, June 29, 2019
Darcy Kuemper	From Los Angeles in exchange for Tobias Rieder and Scott Wedgewood, February 21, 2018
Ilya Lyubushkin	Signed as a free agent, May 23, 2018
Jordan Oesterle	From Chicago with Vincent Hinostroza, a 2019 3rd round draft choice and the contract of Marian Hossa in exchange for Marcus Kruger, Andrew Campbell, Jordan Maletta, MacKenzie Entwistle and a 2019 5th round draft choice, July 12, 2018
Antti Raanta	From N.Y. Rangers with Derek Stepan in exchange for Anthony DeAngelo and a 1st round draft choice in the 2017 Entry Draft, June 23, 2017
Brad Richardson	Signed as a free agent, July 1, 2015
Robbie Russo	From Detroit in exchange for a conditional seventh round draft pick, June 24, 2018
Nick Schmaltz	From Chicago in exchange for forwards Brendan Perlini and Dylan Strome, November 25, 2019
Carl Soderberg	From Colorado in exchange for defenseman Kevin Connauton, June 25, 2019
Derek Stepan	From N.Y. Rangers with Antti Raanta in exchange for Anthony DeAngelo and a 1st round draft choice in the 2017 Entry Draft, June 23, 2017

Drafted: 9 **Trades: 12** **Free Agents: 5**

OFFSEASON TRANSACTIONS

Apr. 5	Signed goaltender Erik Kallgren to a two-year entry-level contract
June 5	Signed defenseman Robbie Russo to a one-year, two-way contract
June 14	Signed defenseman Ilya Lyubushkin to a one-year contract
June 25	Acquired center Carl Soderberg from the Colorado Avalanche in exchange for defenseman Kevin Connauton and a 2020 third round draft choice
June 29	Acquired forward Phil Kessel, defenseman Dane Birks and a 2021 fourth round draft choice from the Pittsburgh Penguins in exchange for forward Alex Galchenyuk and defenseman Pierre-Olivier Joseph
July 1	Signed goaltender Ivan Prosvetov to a three-year entry-level contract
July 1	Signed forwards Andy Miele and Beau Bennett as well as defenseman Aaron Ness to one-year two-way contracts
July 2	Signed forward Lawson Crouse to a three-year contract
July 5	Signed forwards Michael Bunting and Hudson Fasching to two-year, two-way contracts
July 7	Signed defenseman Victor Soderstrom to a three-year entry-level contract
July 15	Signed defenseman Dysin Mayo to a one-year, two-way contract
August 3	Signed goaltender Adin Hill to a one-year, two-way contract
September 4	Signed forward Clayton Keller to an eight-year contract extension



Left Wing

5'11" | 197

Shoots: Left

Born: September 17, 1995

Scarborough, Ontario

Age: 24

Career vs. NHL

TEAM	GP	G	A	PTS	PIM
Anaheim	0	0	0	0	0
Arizona	0	0	0	0	0
Boston	1	1	0	1	0
Buffalo	1	0	0	0	0
Calgary	0	0	0	0	0
Carolina	0	0	0	0	0
Chicago	0	0	0	0	0
Colorado	0	0	0	0	0
Columbus	0	0	0	0	0
Dallas	0	0	0	0	0
Detroit	0	0	0	0	0
Edmonton	0	0	0	0	0
Florida	0	0	0	0	0
Los Angeles	1	0	0	0	0
Minnesota	0	0	0	0	0
Montréal	0	0	0	0	0
Nashville	0	0	0	0	0
New Jersey	0	0	0	0	0
NY Islanders	0	0	0	0	0
NY Rangers	1	0	0	0	0
Ottawa	0	0	0	0	0
Philadelphia	0	0	0	0	0
Pittsburgh	0	0	0	0	0
San Jose	0	0	0	0	0
St. Louis	0	0	0	0	0
Tampa Bay	0	0	0	0	0
Toronto	0	0	0	0	0
Vancouver	0	0	0	0	0
Vegas	1	0	0	0	2
Washington	0	0	0	0	0
Winnipeg	0	0	0	0	0
Totals:	5	1	0	1	2

58 MICHAEL BUNTING

Drafted: Arizona's 5th choice (4th round, 117th overall) in the 2014 Entry Draft

@Bunting27

Bunting27

2018-19 HIGHLIGHTS

Played in five games with the Coyotes...Made his NHL debut and scored his first NHL goal at BOS, Dec. 11...Registered 19-22-41 and 84 PIM in 52 games with Tucson (AHL)...Finished second on the Roadrunners in points, goals, PPGs and shots...Set AHL career highs in shots (159) and PPGs (7)...Recorded 11 multi-point games...Had three multi-goal games...Recorded a season-high five-game point streak (5-3-8), Jan. 12-23.

2017-18 HIGHLIGHTS

Recorded a career-high 23-20-43 and 45 PIM in 67 games with the Roadrunners...Set AHL career highs in goals and points...Finished tied for the team lead in goals and was third in points...Scored four PPGs...Tallied 11 multi-point games...Produced four multi-goal games...Recorded a season-long seven-game point streak (3-6-9), Dec. 3-16...Had a five-game point streak (2-5-7), Jan. 13-20...Collected 3-1-4 and 27 PIM in nine playoff games...Tied for second on the team in postseason goals.

2016-17 HIGHLIGHTS

Registered 13-15-28 with 52 PIM in 67 games with Tucson...Recorded a season-best five-game point and goal streak (5-1-6), Oct. 30 - Nov. 11...Finished the season on a four-game point streak (1-5-6), Apr. 9-15...Recorded three multi-point games.

2015-16 HIGHLIGHTS

Skated in 63 games with Springfield (AHL) and finished fourth among team forwards in points with 11-14-25...Had a three-game assist streak (0-3-3), March 25-29...Registered a three-game point streak (1-3-4), March 13-19...Earned a point in 8 of 12 games during the month of March (3-6-9)...Had three multi-point games...Scored his first AHL goal at PRO, Dec. 6...Tallied first AHL point with assist on GWG at HFD, Nov. 27.

2014-15 HIGHLIGHTS

Played in 57 games with Sault Ste. Marie (OHL), registering 37-37-74 and a plus-44 rating...Finished his junior career with 52-64-116, a plus-54 rating and 73 PIM in 105 OHL games...Set OHL career bests in games, goals, assists and points...Led the Greyhounds in goals and ranked fourth on the team in points...Ranked 13th in the OHL in goals and seventh in plus-minus...Scored an OHL career-high 12 PPGs...Collected three four-point games and 21 multi-point games...Posted 2-1-3 vs. SAG, Oct. 1...Recorded an 11-game point streak (5-10-15), Oct. 18 - Nov. 15...Had 1-3-4 vs. Saginaw on Jan. 14...Notched 3-1-4 vs. NB, Feb. 20...Registered 1-3-4 vs. KIT, Feb. 21...Recorded a seven-game point streak (8-9-17), Feb. 11-21...Totaled 9-5-14 in 14 playoff games...Notched a five-game goal/point streak (6-2-8) to start the postseason, Mar. 27 - Apr. 8...Tallied 2-1-3 vs. SAG, Mar. 28...Finished second on the team in playoff goals and tied with the third-most playoff points.

2013-14 HIGHLIGHTS

Skated in 48 games with Sault Ste. Marie...Collected 15-27-42 and a plus-10 rating...Scored his first career OHL goal vs. SBY, Sept. 21...Notched a five-game point streak (5-5-10), Oct. 19-26...Registered 1-2-3 at PBO, Oct. 19...Scored his first OHL hat trick (3-1-4) vs. SAR, Oct. 23...Had 2-1-3 at GUE, Dec. 19...Added 5-1-6 in nine playoff contests...Led the team in playoff goals...Scored two goals vs. OS, Mar. 22...Scored a hat trick (3-0-3) vs. OS, Mar. 28.

PERSONAL

Nickname is "Bunts"...Joe Sakic was his favorite player growing up...Eminem is his favorite music artist...How I Met Your Mother is his favorite TV show...Is a fan of the Toronto Raptors and Toronto Blue Jays...Winning the high school city championship is his favorite hockey memory...Enjoys playing golf.

PACK FACT

Became the first player to wear the number 58 in franchise history and scored a goal in his first career NHL game at Boston, December 11, 2018.

CAREER HIGHS

GAMES: 5 (18-19)

GOALS: 1 (18-19)

ASSISTS: -

POINTS: 1 (18-19)

CAREER HIGHLIGHTS

FIRSTS

MOST GOALS/GAME:
1 – 12/11/18 at BOS

MOST SHOTS/GAME:
3 – 12/11/18 at BOS

LONGEST POINT STREAK:
-

FIRST COYOTES GAME:
12/11/18 at BOS

FIRST NHL GAME:
12/11/18 at BOS

MOST ASSISTS/GAME:
-

LONGEST GOAL STREAK:
-

CAREER HAT TRICKS:
-

FIRST COYOTES GOAL:
12/11/18 at BOS

FIRST NHL GOAL:
12/11/18 at BOS

MOST POINTS/GAME:
1 – 12/11/18 at BOS

LONGEST ASSIST STREAK:
-

MULTIPLE POINT GAMES:
-


FIRST COYOTES ASSIST:
-

FIRST NHL ASSIST:
-

MOST PIM/GAME:
2 – 2/12/19 at VGK

CAREER STATISTICS

SEASON	TEAM	LEAGUE	GP	REGULAR SEASON								PLAYOFFS				
				G	A	PTS	PP	SH	GW	+/-	PIM	GP	G	A	PTS	PIM
2013-14	Sault Ste Marie	OHL	48	15	27	42	6	0	2	10	34	9	5	1	6	4
2014-15	Sault Ste Marie	OHL	57	37	37	74	12	2	4	44	39	14	9	5	14	10
2015-16	Rapid City	ECHL	7	2	0	2	0	0	-	-5	4	-	-	-	-	-
	Springfield	AHL	63	11	14	25	3	0	2	-7	41	-	-	-	-	-
2016-17	Tucson	AHL	67	13	15	28	3	0	2	-1	52	-	-	-	-	-
2017-18	Tucson	AHL	67	23	20	43	4	0	1	21	45	9	3	1	4	27
2018-19	Tucson	AHL	52	19	22	41	7	1	3	15	84	-	-	-	-	-
	Arizona	NHL	5	1	0	1	0	0	0	0	2	-	-	-	-	-
FRANCHISE & NHL TOTALS			5	1	0	1	0	0	0	0	2	-	-	-	-	-



Defense

6'1" | 196

Shoots: Left

Born: August 13, 1997

Mississauga, Ontario

Age: 22

Career vs. NHL

TEAM	GP	G	A	PTS	PIM
Anaheim	0	0	0	0	0
Arizona	0	0	0	0	0
Boston	1	0	0	0	0
Buffalo	0	0	0	0	0
Calgary	0	0	0	0	0
Carolina	0	0	0	0	0
Chicago	0	0	0	0	0
Colorado	0	0	0	0	0
Columbus	1	0	0	0	0
Dallas	0	0	0	0	0
Detroit	0	0	0	0	0
Edmonton	0	0	0	0	0
Florida	0	0	0	0	0
Los Angeles	0	0	0	0	0
Minnesota	0	0	0	0	0
Montréal	0	0	0	0	0
Nashville	1	0	0	0	0
New Jersey	0	0	0	0	0
NY Islanders	0	0	0	0	0
NY Rangers	0	0	0	0	0
Ottawa	0	0	0	0	0
Philadelphia	0	0	0	0	0
Pittsburgh	0	0	0	0	0
San Jose	0	0	0	0	0
St. Louis	0	0	0	0	0
Tampa Bay	0	0	0	0	0
Toronto	0	0	0	0	0
Vancouver	0	0	0	0	0
Vegas	0	0	0	0	0
Washington	0	0	0	0	0
Winnipeg	0	0	0	0	0
Totals:	3	0	0	0	0

75 KYLE CAPOBIANCO

Drafted: Arizona's 4th choice (3rd round, 63rd overall) in the 2015 Entry Draft

kylecapobianco

2018-19 HIGHLIGHTS

Played in two games with the Coyotes...Suffered a season-ending lower-body injury vs. CBJ, Feb. 7...Missed the final 28 games of the season...Also recorded 7-25-32 and 51 PIM in 40 games with Tucson (AHL)...Finished second among Roadrunners' defensemen in scoring...Scored three PPGs...Had eight multi-point games...Produced a season-best three points (1-2-3) vs. ONT, Dec. 7...Tallied two separate five-game point streaks.

2017-18 HIGHLIGHTS

Made his NHL debut and skated in 13:33 at BOS, Dec. 7...Registered 2-28-30 and 36 PIM in 49 games with Tucson...Led Tucson defensemen in points and assists...Collected four multi-point games...Scored his first professional goal at GR, Oct. 25...Picked up six assists in four games from Nov. 11-22...Had a season-best five-game point streak (1-6-7), Nov. 18 - Dec. 3...Played in nine Calder Cup Playoff contests.

2016-17 HIGHLIGHTS

Skated in four games with Tucson...Made AHL debut at MB, Apr. 7...Recorded a career-high 10-37-47 with 66 PIM in 65 games with Sudbury (OHL)...Led the team with 37 assists...Set OHL career highs in goals, assists, points, shots (151) and PIM (66)...Finished fifth on the team and led all defensemen in scoring...Collected a season-high three assists vs. Peterborough, Jan. 27...Had a season-best five-game point streak (1-7-8), Feb. 15-24...Collected 10 multi-point games...Picked up three assists in six playoff games with Sudbury...Completed his OHL career with 27-114-141 and 196 PIM in 254 games.

2015-16 HIGHLIGHTS

Skated in 68 games with Sudbury, recording 7-36-43 with 58 PIM...Was third on the team and led all blueliners in scoring...His 17 power-play assists led the team...Recorded a season-best four-game point streak (1-6-7), Oct. 24-30...Collected a season-high three assists at PBO, Feb. 27...Registered 13 multi-point games.

2014-15 HIGHLIGHTS

Registered 10-30-40 with 54 PIM in 68 games with Sudbury...Finished tied for second on the team and led all defensemen in scoring...Collected 18 power-play assists to lead the team...Tied for the team lead with 30 assists...Had five-game point streaks from Nov. 2-15 (2-4-6) and Dec. 12-30 (1-5-6)...Recorded nine multi-point games.

2013-14 HIGHLIGHTS

Collected 11 assists in 53 games with Sudbury...Skated in five playoff games.

INTERNATIONAL CAREER

2015: Represented Canada at the U18 World Championships...Totaled 1-1-2 in seven games.

PERSONAL

Nickname is "Capo"...Bobby Orr was his favorite player growing up...Galantis is his favorite music artist...Seinfeld is his favorite TV show...Enjoys playing golf...Is a Toronto Raptors fan...Playing in his first NHL game is his favorite hockey moment.

PACK FACT

Registered a career-high 7-25-32 in 40 games with Tucson last season.

CAREER HIGHS					
GAMES: 2 (18-19)		GOALS: -		ASSISTS: -	POINTS: -
CAREER HIGHLIGHTS			FIRSTS		
MOST GOALS/GAME: -	MOST SHOTS/GAME: 1 – 2/5/19 at NSH	LONGEST POINT STREAK: -		FIRST COYOTES GAME: 12/7/17 at BOS	FIRST NHL GAME: 12/7/17 at BOS
MOST ASSISTS/GAME: -	LONGEST GOAL STREAK: -	CAREER HAT TRICKS: -		FIRST COYOTES GOAL: -	FIRST NHL GOAL: -
MOST POINTS/GAME: -	LONGEST ASSIST STREAK: -	MULTIPLE POINT GAMES: -		FIRST COYOTES ASSIST: -	FIRST NHL ASSIST: -
MOST PIM/GAME: -					

CAREER STATISTICS

SEASON	TEAM	LEAGUE	GP	REGULAR SEASON								PLAYOFFS					
				G	A	PTS	PP	SH	GW	+/-	PIM	GP	G	A	PTS	PIM	
2013-14	Sudbury	OHL	53	0	11	11	0	0	0	0	-3	18	5	0	0	0	0
2014-15	Sudbury	OHL	68	10	30	40	4	0	1	0	-49	54	-	-	-	-	-
2015-16	Sudbury	OHL	68	7	36	43	4	0	0	0	-43	58	-	-	-	-	-
2016-17	Sudbury	OHL	65	10	37	47	3	0	1	0	-20	66	6	0	3	3	10
	Tucson	AHL	4	0	0	0	0	0	0	0	1	0	-	-	-	-	-
2017-18	Tucson	AHL	49	2	28	30	1	0	1	0	9	36	9	0	0	0	2
	Arizona	NHL	1	0	0	0	0	0	0	0	-1	0	-	-	-	-	-
2018-19	Tucson	AHL	40	7	25	32	3	0	1	0	10	51	-	-	-	-	-
	Arizona	NHL	2	0	0	0	0	0	0	0	-2	0	-	-	-	-	-
FRANCHISE & NHL TOTALS			3	0	0	0	0	0	0	0	-3	0	-	-	-	-	-



Defense

6'3" | 210

Shoots: Left

Born: March 31, 1998

Boca Raton, Florida

Age: 21

Career vs. NHL

TEAM	GP	G	A	PTS	PIM
Anaheim	8	2	0	2	0
Arizona	0	0	0	0	0
Boston	4	0	0	0	6
Buffalo	4	0	2	2	0
Calgary	10	1	1	2	6
Carolina	4	0	0	0	2
Chicago	7	1	2	3	6
Colorado	8	0	1	1	2
Columbus	3	0	0	0	0
Dallas	5	0	0	0	6
Detroit	4	1	2	3	2
Edmonton	9	0	3	3	2
Florida	6	0	3	3	4
Los Angeles	9	1	2	3	8
Minnesota	7	2	0	2	0
Montréal	5	1	1	2	2
Nashville	6	0	2	2	6
New Jersey	4	1	2	3	0
NY Islanders	4	0	1	1	0
NY Rangers	5	0	2	2	4
Ottawa	3	0	1	1	2
Philadelphia	3	0	1	1	17
Pittsburgh	3	0	0	0	4
San Jose	10	0	3	3	0
St. Louis	7	2	1	3	2
Tampa Bay	5	1	0	1	2
Toronto	4	0	1	1	0
Vancouver	9	1	4	5	2
Vegas	6	1	2	3	0
Washington	4	0	1	1	2
Winnipeg	5	1	0	1	4
Totals:	171	16	38	54	91

6

JAKOB CHYCHRUN

Drafted: Arizona's 2nd choice (1st round, 16th overall) in the 2016 Entry Draft

@j_chychrun7

jakobchychrun

2018-19 HIGHLIGHTS

Registered 5-15-20 with 28 PIM in 53 games with the Coyotes...Scored three PPGs...Established career highs in assists, points (tied), PPGs and shots (117)...Finished second among ARI defensemen and third on the team with eight power-play points...Ranked fourth on the team with 77 blocked shots...Was second among ARI blueliners in PP TOI/G (2:33) and third in TOI/G (20:15)...His 2.21 shots/game led ARI defensemen...Registered three-game point streak (2-1-3), Dec. 23-29...Scored at LAK, Dec. 27 and at ANA, Dec. 29...Collected two assists at VAN, Jan. 10...Totaled 1-1-2 vs. CGY, Mar. 7...Missed 22 games due to injury.

2017-18 HIGHLIGHTS

Skated in 50 games with Arizona, totaling 4-10-14 and 16 PIM...Was +2...Scored two PPGs...Ranked second among Coyotes defensemen in PP TOI/G (2:02)...Scored a goal in season debut at VGK, Dec. 3...Had an assist in consecutive games (0-2-2), Dec. 27-28...Totaled career-high seven shots vs. TOR, Dec. 28...Missed 29 games due to injury.

2016-17 HIGHLIGHTS

Registered 7-13-20 and 47 PIM in 68 games as a rookie...Made the Coyotes out of training camp and became the youngest player to make his NHL debut in Coyotes history (18 years, 198 days) and third youngest in franchise history to do so...Finished third among ARI defensemen in scoring...Led Coyotes' blueliners with six even-strength goals...Was second among team rookies in TOI/G (16:40)...His seven goals were tied for the second-most among first year NHL defensemen and his 7-13-20 ranked as the third-highest point total by a rookie blueliner in Coyotes history...Skated in his NHL debut and earned his first point (assist) vs. PHI, Oct. 15...Scored his first NHL goal at MTL, Oct. 20...Notched an assist at NYI, Oct. 21 to become the first rookie defenseman in franchise history to record a point in his first three career NHL games (1-2-3)...Skated in season-high 23:39 vs. SJS, Nov. 1...Scored a goal in back-to-back games at WPG, Jan. 18 and at MIN, Jan. 19...Had two assists in his first career multi-point game vs. FLA, Jan. 23...Scored goals in consecutive games vs. ANA, Feb. 20 and at CHI, Feb. 23...Was one of just six NHL rookie defensemen to record a three-point game this season when he recorded a career-high 1-2-3 vs. NJD, Mar. 11...Scored vs. DET, Mar. 16.

2015-16 HIGHLIGHTS

Signed an entry-level contract with Arizona on July 30...Registered 11-38-49 with 51 PIM in 62 games with Sarnia (OHL)...Led Sarnia defensemen and ranked fourth among League defensemen in points...Recorded a point in 13 of 16 games (4-11-15) from Jan. 15- Feb. 17...Collected four assists vs. Barrie on Feb. 26...Participated in the CHL Top Prospects Game...Named to the OHL Second All-Star Team...Totaled 2-6-8 in seven OHL playoff games...Had 2-2-4 on Apr. 3 at Sault Ste. Marie.

2014-15 HIGHLIGHTS

Collected 16-17-33 with 37 PIM in 42 games with Sarnia...Finished second among OHL rookie defensemen in points...Recorded his first OHL point at Saginaw on Sept. 27...Scored his first OHL goal and had his first multi-goal game at Mississauga on Oct. 5...Had a season-best six-game point streak (4-3-7), Jan. 8- 17...Registered nine multi-point games...Was named to the OHL First All-Rookie Team...Named to the OHL Third All-Star Team.

INTERNATIONAL CAREER

2016: Skated in seven games with Canada's Under-18 team at the 2016 IIHF U18 World Championship in Grand Forks, N.D... Totaled one goal and three assists.

PERSONAL

Nickname is "Chych"...Enjoys golf and fishing...Sidney Crosby was his favorite player growing up...Also played baseball as a kid...Signed a six-year extension with ARI on November 13, 2018.

PACK FACT

He has played the most games and scored the most goals of all defensemen taken in the 2016 draft.

CAREER HIGHS				
GAMES: 68 (16-17)		GOALS: 7 (16-17)		ASSISTS: 15 (18-19)
			POINTS: 20 (2x)	
CAREER HIGHLIGHTS			FIRSTS	
MOST GOALS/GAME: 1 – 16 times (last 3/7/19 vs. CGY)	MOST SHOTS/GAME: 7 – 12/28/17 vs. TOR	LONGEST POINT STREAK: 3 – 2 times (last 12/23/18 – 12/29/18)		FIRST COYOTES GAME: 10/15/16 vs. PHI
MOST ASSISTS/GAME: 2 – 3 times (last 1/10/19 at VAN)	LONGEST GOAL STREAK: 2 – 3 times (last 12/27/18 – 12/29/18)	CAREER HAT TRICKS: None		FIRST NHL GAME: 10/15/16 vs. PHI
MOST POINTS/GAME: 3 – 3/11/17 vs. NJD	LONGEST ASSIST STREAK: 2 – 4 times (last 3/7/19 – 3/9/19)	MULTIPLE POINT GAMES: 4 – last 3/7/19 vs. CGY		FIRST NHL GOAL: 10/20/16 at MTL
MOST PIM/GAME: 17 – 10/27/16 at PHI				FIRST COYOTES ASSIST: 10/15/16 vs. PHI
				FIRST NHL ASSIST: 10/15/16 vs. PHI

CAREER STATISTICS

SEASON	TEAM	LEAGUE	GP	REGULAR SEASON								PLAYOFFS				
				G	A	PTS	PP	SH	GW	+/-	PIM	GP	G	A	PTS	PIM
2014-15	Sarnia	OHL	42	16	17	33	8	1	2	-11	37	-	-	-	-	-
2015-16	Sarnia	OHL	62	11	38	49	8	0	2	23	51	7	2	6	8	8
2016-17	Arizona	NHL	68	7	13	20	1	0	0	-14	47	-	-	-	-	-
2017-18	Arizona	NHL	50	4	10	14	2	0	1	2	16	-	-	-	-	-
2018-19	Arizona	NHL	53	5	15	20	3	0	0	-12	28	-	-	-	-	-
FRANCHISE & NHL TOTALS			171	16	38	54	6	0	1	-24	91	-	-	-	-	-



Left Wing

6'4" | 220

Shoots: Left

Born: June 23, 1997

Mount Brydges, Ontario

Age: 22

Career vs. NHL

TEAM	GP	G	A	PTS	PIM
Anaheim	10	1	1	2	4
Arizona	0	0	0	0	0
Boston	5	0	0	0	2
Buffalo	4	0	0	0	2
Calgary	8	0	0	0	4
Carolina	4	0	0	0	4
Chicago	5	1	0	1	0
Colorado	6	1	0	1	7
Columbus	4	0	0	0	8
Dallas	8	0	1	1	7
Detroit	5	3	0	3	9
Edmonton	8	0	1	1	4
Florida	4	0	1	1	0
Los Angeles	8	1	2	3	7
Minnesota	6	1	2	3	5
Montréal	3	0	0	0	2
Nashville	7	0	1	1	19
New Jersey	4	0	0	0	0
NY Islanders	4	0	0	0	7
NY Rangers	4	0	2	2	2
Ottawa	4	1	0	1	0
Philadelphia	3	0	0	0	4
Pittsburgh	4	0	0	0	0
San Jose	7	2	2	4	5
St. Louis	6	0	0	0	2
Tampa Bay	4	0	1	1	2
Toronto	5	1	2	3	0
Vancouver	9	3	1	4	14
Vegas	6	0	2	2	0
Washington	3	1	1	2	0
Winnipeg	6	1	1	2	2
Totals:	164	17	21	38	122

67 LAWSON CROUSE

Drafted: Florida's 1st choice (1st round, 11th overall) in the 2015 Entry Draft
 Acquired: From Florida Panthers with Dave Bolland in exchange for Arizona's conditional 2017 third round draft choice and Arizona's second round 2018 draft choice

@LawCrouse

lawcrouse

2018-19 HIGHLIGHTS

Collected 11-14-25 in 81 games with Arizona...Posted a +5 rating, which ranked fourth on the team...Led the team with 67 PIM...Finished first on the team and second in the NHL with 288 hits...Scored two SHGs...Set NHL career highs in games, goals, assists, points, plus-minus, PIM, SHGs and shots (131)...Totalled four multi-point games...Played in his 100th NHL game vs. NSH, Nov. 15...Scored and had an assist at MIN, Nov. 27...Recorded a two-game goal streak (2-0-2), Dec. 4-6...Posted 1-1-2 vs. SJS, Jan. 16 and at TOR, Jan. 20...Skated in a season-high 20:34 vs. TOR, Feb. 16...Registered a four-game point streak (2-2-4), Feb. 21-28...Collected two assists at VGK, Apr. 4.

2017-18 HIGHLIGHTS

Skated in 11 games with the Coyotes...Scored a goal at COL, Dec. 27...Recorded 15-17-32 with 70 PIM in 56 games with Tucson (AHL)...Scored five PPGs and three GWGs...Finished fifth on the Roadrunners in goals...Scored two goals vs. Bakersfield, Nov. 11...Tallied four-game point streak (3-2-5), Nov. 11-18...Totalled 2-1-3 vs. San Diego, Jan. 15...Earned a point in four straight games (1-3-4), Feb. 5-14...Posted an eight-game point streak (7-4-11), Mar. 25 - Apr. 14...Scored twice and added an assist (2-1-3) at San Diego, Apr. 11...Totalled 2-6-8 and was +3 in nine Calder Cup Playoff contests...Scored two PPGs in the postseason...Tied for the team lead in playoff points.

2016-17 HIGHLIGHTS

Recorded 5-7-12 in 72 games with Arizona...Scored two GWGs...Led ARI forwards and finished third on the team with 160 hits...Skated in NHL debut vs. PHI, Oct. 15...Scored first career goal vs. SJS, Nov. 1...Tallied first NHL assist vs. NSH, Dec. 10...Scored a goal at DET, Dec. 13...Skated in season-high 16:50 vs. TOR, Dec. 23...Scored a goal vs. VAN, Jan. 26...Collected 0-2-2 in first NHL multi-point game vs. LAK, Jan. 31...Posted two-game point streak (1-2-3), Jan. 26-31...Scored a goal vs. OTT, Mar. 9.

2015-16 HIGHLIGHTS

Registered 23-39-62 with 56 PIM in 49 games with Kingston (OHL)...Finished second on the team in points and assists, which were both OHL career-highs...Began the season with a seven-game point streak (4-5-9)...Totalled 1-3-4 vs. North Bay, Feb.13...Recorded a seven-game point streak (8-6-14), Feb. 19- Mar. 5...Scored a hat trick at Flint, Mar. 5...Tallied a point in 38 of 49 games with Kingston...Recorded 7-4-11 in nine playoff contests...Finished second on the team in playoff goals...Collected 1-2-3 in Kingston's opening playoff game vs. Oshawa...Skated in two games with Portland (AHL).

2014-15 HIGHLIGHTS

Registered 29-22-51 with 70 PIM in 56 games with Kingston...Led the team in goals and points...Collected 14 multi-point games...Scored his first hat trick vs. Kitchener, Nov. 28...Had three three-point games during a four-game stretch, Mar. 8-14...Tallied 4-8-12 in his final seven games of the season...Led the team with 2-1-3 in four playoff games...Played in the CHL Top Prospects Game.

2013-14 HIGHLIGHTS

Tallied 15-12-27 with 64 PIM in 63 games with Kingston...Scored the lone Kingston goal in his OHL debut at Peterborough, Sept. 19...Collected his first multi-goal game vs. Ottawa, Oct. 4...Had a season-high 2-2-4 vs. Barrie, Mar. 12...Registered three assists in seven playoff games with Kingston...Was named to the OHL Second All-Rookie Team.

INTERNATIONAL

2016: Recorded 2-3-5 in eight games as an alternate captain with Canada at 2016 IIHF World Junior Championship...**2015:** Won gold with Canada at the 2015 IIHF World Junior Championship...Totalled 1-2-3 in seven games...**2014:** Helped Canada win the gold medal at the 2014 U18 Ivan Hlinka Memorial Cup...Scored two goals in gold-medal game vs. Czech Republic...Scored six goals in five tournament games.

PERSONAL

Has a dog named Butter on Instagram at butterpigcrouse... Enjoys golf...Jarome Iginia was his favorite player growing up... Would like to meet Jimmy Fallon...Would like Will Ferrell to play him in a movie...Took batting practice and hit a home run with the Diamondbacks on Sept. 9, 2017.

PACK FACT

Finished second in the NHL and set the Coyotes record for hits in a season with 288 in 2018-19.

CAREER HIGHS

GAMES: 81 (18-19)

GOALS: 11 (18-19)

ASSISTS: 14 (18-19)

POINTS: 25 (18-19)

CAREER HIGHLIGHTS

FIRSTS

MOST GOALS/GAME:
1 – 17 times (last 3/5/19 vs. ANA)MOST SHOTS/GAME:
5 – 3/18/17 vs. STLLONGEST POINT STREAK:
4 games – 2/21/19 – 2/28/19FIRST COYOTES GAME:
10/15/16 vs. PHIFIRST NHL GAME:
10/15/16 vs. PHIMOST ASSISTS/GAME:
2 – 2 times (last 4/4/19 at VGK)LONGEST GOAL STREAK:
2 games – 2 times (last 2/21/19 – 2/24/19)CAREER HAT TRICKS:
NoneFIRST COYOTES GOAL:
11/1/16 vs. SJSFIRST NHL GOAL:
11/1/16 vs. SJSMOST POINTS/GAME:
2 – 5 times (last 4/4/19 at VGK)LONGEST ASSIST STREAK:
2 games – 2 times (last 2/26/19 – 2/28/19)MULTIPLE POINT GAMES:
5 (last 4/4/19 at VGK)FIRST COYOTES ASSIST:
12/10/16 vs. NSHFIRST NHL ASSIST:
12/10/16 vs. NSHMOST PIM/GAME:
14 – 11/29/18 at NSH

CAREER STATISTICS

SEASON	TEAM	LEAGUE	GP	REGULAR SEASON								PLAYOFFS				
				G	A	PTS	PP	SH	GW	+/-	PIM	GP	G	A	PTS	PIM
2013-14	Kingston	OHL	63	15	12	27	3	0	3	10	64	7	0	3	3	7
2014-15	Kingston	OHL	56	29	22	51	7	2	3	10	70	4	2	1	3	18
2015-16	Kingston	OHL	49	23	39	62	6	2	2	13	56	9	7	4	11	2
	Portland	AHL	2	0	0	0	0	0	0	1	0	-	-	-	-	-
2016-17	Arizona	NHL	72	5	7	12	0	1	2	-20	48	-	-	-	-	-
2017-18	Arizona	NHL	11	1	0	1	0	0	0	-6	7	-	-	-	-	-
	Tucson	AHL	56	15	17	32	5	1	3	3	70	9	2	6	8	2
2018-19	Arizona	NHL	81	11	14	25	0	2	1	5	67	-	-	-	-	-
FRANCHISE & NHL TOTALS			164	17	21	38	0	3	3	-21	122	-	-	-	-	-



Defense

6'1" | 195

Shoots: Right

Born: June 9, 1988

Dorval, Quebec

Age: 31

Career vs. NHL

TEAM	GP	G	A	PTS	PIM
Anaheim	39	5	7	12	12
Arizona	24	0	7	7	8
Boston	16	1	5	6	12
Buffalo	16	0	3	3	2
Calgary	26	1	7	8	0
Carolina	12	2	4	6	6
Chicago	28	4	8	12	18
Colorado	29	4	9	13	24
Columbus	23	0	6	6	8
Dallas	23	3	3	6	17
Detroit	24	3	8	11	10
Edmonton	25	1	3	4	14
Florida	12	0	3	3	2
Los Angeles	24	2	5	7	10
Minnesota	31	3	6	9	33
Montréal	13	1	2	3	6
Nashville	27	1	6	7	31
New Jersey	15	1	5	6	4
NY Islanders	15	2	3	5	21
NY Rangers	15	0	7	7	15
Ottawa	12	1	5	6	4
Philadelphia	14	2	6	8	6
Pittsburgh	13	0	3	3	19
San Jose	10	3	3	6	2
St. Louis	23	1	7	8	22
Tampa Bay	16	1	6	7	8
Toronto	15	0	6	6	0
Vancouver	23	1	2	3	20
Vegas	5	0	1	1	4
Washington	18	1	5	6	0
Winnipeg	22	1	3	4	18
Totals:	608	45	154	199	356

55 JASON DEMERS

Drafted: San Jose's 6th choice (7th round, 186th overall) in the 2008 Entry Draft
 Acquired: From Florida in exchange for Jamie McGinn, Sept. 17, 2017

@jasondemers5

Jason_demers

2018-19 HIGHLIGHTS

Recorded 2-6-8 and 12 PIM in 35 games with the Coyotes...Led the team in plus-minus (+9)...Missed 47 games due to a lower-body injury...Finished third among ARI defensemen in SH TOI/G (1:55) and second in shifts/game (26.0)...Totaled 1-1-2 vs. ANA, Mar. 14...Played in his 600th NHL game at FLA, Mar. 21.

2017-18 HIGHLIGHTS

Appeared in 69 games in his first season with ARI...Totaled 6-14-20 and 37 PIM...Ranked third among Coyotes defensemen in assists, TOI/G (21:08), TOI (1,458:23) and shifts/game (28.4), second in SH TOI/G (1:58) and fourth in PP TOI/G (1:03)...Led ARI with a plus-6 mark at home...Posted three-game point streak (1-2-3), Oct. 14-19...Tied his career high with a four-game point streak (1-4-5), Oct. 28 - Nov. 2...Scored the GWG vs. NJD, Dec. 2...Had a three-game assist/point streak (0-3-3), Jan. 16-20...Scored the GWG vs. ANA, Feb. 24.

2016-17 HIGHLIGHTS

Registered 9-19-28 in 81 games with FLA...Scored a career-high nine goals... Ranked second among Panthers defensemen in goals, assists and points...Played in his 500th NHL game at MTL, Mar. 30...Recorded two points (1-1-2) vs. OTT, Jan. 31... Scored career-best eighth goal of the season (GWG) at NYI, Jan. 11... Registered career-high 19 PIM vs. NSH, Jan. 6... Registered two points (1-1-2) vs. DET, Dec. 23...Recorded 1-1-2 at COL, Dec. 16...Recorded first goal with FLA in multi-goal game (2) vs. SJS, Nov. 10...Registered first multi-point game of the season (0-2-2) at DET, Oct. 30...Recorded first point with FLA (assist) at TBL, Oct. 18...Made regular season FLA debut vs. NJD, Oct. 13.

2015-16 HIGHLIGHTS

Totaled 7-16-23 in 62 games in first full season with DAL... Ranked third among Stars defensemen in points...Missed 18 games due to injury, 13 from 3/11-4/7 with a lower body injury...Ranked second among team blueliners with seven goals...Third among Stars skaters with a +16 plus/minus rating...Matched a career high with his three PPGs...Finished sixth on the team with 86 hits and fourth with 73 blocked shots...Ranked second in the NHL with a plus-23 rating at home...Recorded two assists vs. BOS, Feb. 20... Scored seventh goal of the season at MIN, Feb. 9...Recorded two assists vs. CHI, Dec. 22...Registered two assists vs. TOR, Nov. 10... Recorded 1-1-2 vs. SJS, Oct. 31, extending his goal streak to two games (Oct. 29-31) and point streak to three games (Oct. 22-31)...Recorded two assists at COL, Oct. 10...**2016 Playoffs:** Totaled three assists in 13 Stanley Cup Playoffs games with the Stars.

2014-15 HIGHLIGHTS

Recorded 5-20-25 in 81 games split between SJS and DAL...Began the season with the Sharks, posting 0-3-3 in 20 games...Acquired by the Stars on Nov. 21 in exchange for defenseman Brenden Dillon and a third round selection in the 2016 NHL Draft...Registered 5-17-22 in 61 games with DAL... Finished the season with two PPGs and two GWGs...Recorded a plus-minus rating of +2-or-higher seven times...Tallied a season-long three-game point streak (1-2-3), Dec. 27-31... Scored the GWG and skated in a season-high 25:32 of TOI in his Stars debut vs. LAK, Nov. 22... Recorded a season-high five shots on goal and posted a plus-2 rating at CHI, Jan. 18... Notched a season-best plus-3 rating at ANA, April 8.

2013-14 HIGHLIGHTS

Skated in 75 games with the Sharks...Totaled 5-29-34 and was plus-14...Finished second among SJS defensemen in points... Established career highs in goals and points...Matched a career high with 105 shots...Set career highs in single game assists and points (0-3-3) vs. NYR, Oct. 8...Scored his first goal of the season vs. DAL, Dec. 21...Tallied a goal vs. COL, Dec. 23...It marked the first goal scoring streak of his career...Tied a career

best with a four-game point streak (1-4-5) from Jan. 4-9... Recorded two assists at NSH, Jan. 7...Tallied two assists at PHI, Feb. 27...Tied his previous career high with his fourth goal of the season at NYI, Mar. 14...**2014 Playoffs:** Skated in seven postseason contests with the Sharks.

2012-13 HIGHLIGHTS

Collected 1-2-3 in 22 games with SJS...Made his season debut and led the team with four hits vs. NSH, Feb. 2...Scored his first goal of the season at ANA, Mar. 18...Played in his 200th career NHL game vs. CBJ, Apr. 9...Missed six games to start the season with an upper body injury suffered in the Spengler Cup...**2013 Playoffs:** Skated in one playoff game with the Sharks.

2011-12 HIGHLIGHTS

Skated in 57 contests with the Sharks...Totaled 4-9-13... Scored two PPGs...Tied for third among Sharks defensemen with four goals, matching a then career high...Scored a PPG for his first goal of the season vs. CHI, Nov. 23...Scored a goal in two out of his last three games (2-0-2)...**2012 Playoffs:** Appeared in three playoff contests.

2010-11 HIGHLIGHTS

Registered 2-22-24 in 75 games with SJS...Led the Sharks with a +19 rating...Ranked second among team defensemen in assists and points...Finished third among SJS blueliners with a career-best 105 shots...Scored his first goal and multi-point game of the season (1-1-2) at PHI, Dec. 8...**2011 Playoffs:** Posted 2-1-3 in 13 Stanley Cup Playoff games...Scored at LAK, Apr. 21 and at LAK, Apr. 25.

2009-10 HIGHLIGHTS

Recorded 4-17-21 in 51 games as a rookie...Finished the season tied for fourth among NHL rookie defensemen with 21 points...Scored three PPGs... Made his NHL debut vs. COL, Oct. 1...Earned his first career point (0-1-1) and had a +2 rating at ANA, Oct. 3...The goal scorer, Benn Ferriero, and the players who got assists, Demers and Frazer McLaren, all registered their first NHL career point on the goal...This marked only the second time in the previous 29 seasons that three players each got their first NHL point on the same goal...Scored two PPGs vs. MIN, Jan. 30, tying a SJS franchise single-game record for PPGs by a defenseman...Recorded his first career fighting major at DAL, Mar. 31...Split the season between San Jose and Worcester (AHL)...Totaled 4-13-17 and was plus-7 in 25 games with Worcester.

2008-09 HIGHLIGHTS

Collected 2-31-33 and notched a plus-15 rating in 78 contests with Worcester...Led Worcester in plus-minus...Ranked second among team defensemen in points...Scored first professional goal vs. POR, Dec. 7...Recorded two-thirds of a "Gordie Howe Hat Trick" in his professional debut with an assist and a fighting major (11 PIM) at Lowell, Oct. 11...Added four assists in 12 Calder Cup Playoff games...Finished second among team defensemen in points.

INTERNATIONAL

2012: Won the gold medal with Team Canada the 2012 Spengler Cup, earning an assist (0-1-1) in the championship game.

PERSONAL

Favorite movie is "Dazed and Confused"...Enjoys soccer and cooking...Favorite vacation spot is Tokyo, Japan...Hockey idol growing up was Sergei Gonchar...Is a regular guest on The Bachelor Report hosted by Paul Bissonnette.

PACK FACT

Played in his 600th career NHL game at Florida on March 21, 2019 .

CAREER HIGHS

GAMES: 81 (2x)

GOALS: 9 (16-17)

ASSISTS: 29 (13-14)

POINTS: 34 (13-14)

CAREER HIGHLIGHTS

FIRSTS

MOST GOALS/GAME:

2 – 2 times (last 11/10/16 vs. SJS)*

MOST SHOTS/GAME:

6 – 2 times (last 12/23/17 vs. COL)&

LONGEST POINT STREAK:

4 games – 4 times (last 10/28/17 – 11/2/17)&

FIRST COYOTES GAME:

10/5/17 at ANA

FIRST NHL GAME:

10/1/09 at COL^

MOST ASSISTS/GAME:

3 -10/8/13 vs. NYR^

LONGEST GOAL STREAK:

2 games – 2 times (last 10/29/15 – 10/31/15)#

CAREER HAT TRICKS:

None

FIRST COYOTES GOAL:

10/17/17 at DAL

FIRST NHL GOAL:

11/15/09 at CHI^

MOST POINTS/GAME:

3 - 10/8/13 vs. NYR^

LONGEST ASSIST STREAK:

3 games – 2 times (last 1/16/18 – 1/20/18)&

MULTIPLE POINT GAMES:

22 (last 3/14/19 vs. ANA)&

FIRST COYOTES ASSIST:

10/14/17 vs. BOS

FIRST NHL ASSIST:

10/3/09 at ANA^


MOST PIM/GAME:

19 – 1/6/17 vs. NSH*

^w/ SJS, #w/DAL, *w/FLA, &w/ARI

CAREER STATISTICS

SEASON	TEAM	LEAGUE	GP	REGULAR SEASON								PLAYOFFS				
				G	A	PTS	PP	SH	GW	+/-	PIM	GP	G	A	PTS	PIM
2004-05	Moncton	QMJHL	25	0	1	1	-	-	-	5	10	-	-	-	-	-
2005-06	Moncton	QMJHL	21	1	3	4	1	0	0	15	15	-	-	-	-	-
	Victoriaville	QMJHL	33	2	13	15	-	-	-	-18	58	5	0	2	2	10
2006-07	Victoriaville	QMJHL	69	5	19	24	3	0	1	25	98	6	0	0	0	2
2007-08	Victoriaville	QMJHL	67	9	55	64	4	0	1	-6	91	6	1	5	6	6
2008-09	Worcester	AHL	78	2	31	33	1	0	0	15	54	12	0	4	4	6
2009-10	San Jose	NHL	51	4	17	21	3	0	1	5	21	15	1	4	5	8
	Worcester	AHL	25	4	13	17	0	0	0	7	24	-	-	-	-	-
2010-11	San Jose	NHL	75	2	22	24	0	0	0	19	28	13	2	1	3	8
2011-12	San Jose	NHL	57	4	9	13	2	0	1	-8	22	3	0	0	0	2
2012-13	San Jose	NHL	22	1	2	3	0	0	0	-4	10	1	0	0	0	2
2013-14	San Jose	NHL	75	5	29	34	1	0	0	14	30	7	0	1	1	12
2014-15	San Jose	NHL	20	0	3	3	0	0	0	-6	8	-	-	-	-	-
	Dallas	NHL	61	5	17	22	2	0	2	3	63	-	-	-	-	-
2015-16	Dallas	NHL	62	7	16	23	3	1	1	16	72	13	0	3	3	8
2016-17	Florida	NHL	81	9	19	28	0	0	2	-14	53	-	-	-	-	-
2017-18	Arizona	NHL	69	6	14	20	0	0	2	-4	37	-	-	-	-	-
2018-19	Arizona	NHL	35	2	6	8	0	0	2	9	12	-	-	-	-	-
	Tucson	AHL	1	0	1	1	0	0	0	-1	0	-	-	-	-	-
FRANCHISE TOTALS			104	8	20	28	0	0	4	5	49	-	-	-	-	-
NHL TOTALS			608	45	154	199	11	1	11	30	356	52	3	9	12	40



Center

6'0" | 195

Shoots: Left

Born: February 2, 1996

Frankfort, Illinois

Age: 23

Career vs. NHL

TEAM	GP	G	A	PTS	PIM
Anaheim	9	1	3	4	0
Arizona	0	0	0	0	0
Boston	4	1	0	1	2
Buffalo	4	1	2	3	2
Calgary	8	3	5	8	2
Carolina	4	1	0	1	6
Chicago	8	2	2	4	0
Colorado	7	1	0	1	2
Columbus	4	0	1	1	2
Dallas	6	1	1	2	4
Detroit	5	0	1	1	4
Edmonton	10	2	3	5	2
Florida	6	0	0	0	0
Los Angeles	11	3	4	7	2
Minnesota	7	1	3	4	0
Montréal	4	3	1	4	2
Nashville	6	2	1	3	0
New Jersey	5	0	1	1	0
NY Islanders	5	0	1	1	4
NY Rangers	4	1	3	4	0
Ottawa	3	0	0	0	0
Philadelphia	4	1	2	3	2
Pittsburgh	4	0	0	0	0
San Jose	8	0	2	2	2
St. Louis	6	2	2	4	4
Tampa Bay	5	1	1	2	0
Toronto	4	0	1	1	0
Vancouver	8	1	1	2	0
Vegas	6	0	2	2	0
Washington	4	3	1	4	4
Winnipeg	7	1	1	2	0
Totals:	176	32	45	77	46

18 CHRISTIAN DVORAK

Drafted: Arizona's 3rd choice (2nd round, 58th overall) in the 2014 Entry Draft

@10_CD

10_CD

2018-19 HIGHLIGHTS

Played in 20 games with Arizona, totaling 2-5-7 and two PIM... Missed 62 games due to an upper-body injury... Made season debut vs. FLA, Feb. 26... Scored twice including the GWG vs. LAK, Mar. 9.

2017-18 HIGHLIGHTS

Recorded 15-22-37 in 78 games... Scored two PPGs and two GWGs... Finished tied for third on the team in goals and fifth in points... Set career highs in assists and points... Second on ARI in FO% (51.4%)... Led the Coyotes with a 53.9 FO% at home... Totaled six multi-point games... Registered four-game point streak (1-3-4), Oct. 24-30... Had 1-1-2 vs. BUF, Nov. 2 and at MTL, Nov. 16... Skated in his 100th NHL game at OTT, Nov. 18... Posted three-game assist streak (0-4-4), Jan. 6-13... Scored twice at STL, Jan. 20... Scored and had an assist at WPG, Feb. 6 and vs. MIN, Mar. 1... Became the fourth player in Coyotes history (P. Mueller, T. Rieder, B. Perlini) to begin career with consecutive 10-goal or more seasons.

2016-17 HIGHLIGHTS

Registered 15-18-33 in 78 games... Led the team in plus-minus (+7)... Scored two PPGs... Fourth on ARI in goals... Totaled 471 face-off wins (FOW), which set a franchise record for the most FOW's in a season by a rookie... Ranked second among NHL rookies in FOW's... Had a 46.8 FO%... Tied for second on the team with 10 home goals... Led ARI's rookie forwards in TOI/G (15:37)... Made NHL debut and recorded first career point (assist) vs. PHI, Oct. 15... Scored first career goal vs. NSH, Nov. 3... Recorded two-game point streak (1-1-2), Nov. 3-4... Collected 1-1-2 vs. CGY, Dec. 19... Posted 1-1-2 vs. CHI, Feb. 2... Scored two goals in first career multi-goal game vs. MTL, Feb. 9... Registered 2-1-3 at CGY, Feb. 13... Had two-game point streak (1-1-2), Mar. 2-3... Skated in season-high 22:44 vs. CAR, Mar. 5... Notched an assist in back-to-back games (0-2-2), Mar. 14-16... Recorded two-game point streak (1-1-2), Mar. 20-21... Collected points in back-to-back games (2-1-3), Mar. 29-31... Scored two goals vs. WSH, Mar. 31... Had a two-game point streak (1-1-2), Apr. 4-6.

2015-16 HIGHLIGHTS

Recorded 52-69-121 and 27 PIM in 59 games as co-captain of London (OHL)... Led the Knights in goals, points, plus-minus (+56), PPGs (22), GWGs (11) and finished tied for the team lead in power-play assists (33)... Became the first Knight since John Tavares (2008-09) to score 50 goals in a season... Ranked first in the OHL in goals, PPGs and GWGs, tied for first in power-play assists, second in points and plus-minus and was sixth in assists... Collected 36 multi-point games including 10 games with four or more points... Completed his junior career with 99-145-244, a plus-97 rating and 51 PIM in 158 games with the Knights... Recorded 1-3-4 in first game of the season vs. Windsor, Oct. 2... Collected 1-2-3 at Hamilton, Oct. 12... Registered a five-game point streak (2-7-9) from Oct. 12-24... Totaled a season-high four assists vs. Windsor, Oct. 30... Recorded a 19-game point streak (24-30-54) from Oct. 30-Jan. 9... Scored a career-best five goals and tied his OHL career high for points in a game with 5-1-6 at Guelph, Nov. 6... Was the third six-point game of his OHL career... Tallied 1-3-4 vs. Guelph, Nov. 13... Had 1-2-3 vs. Oshawa, Nov. 19... Posted 1-2-3 at Mississauga, Nov. 22... Recorded 3-1-4 vs. Owen Sound, Nov. 27... Collected 2-2-4 at Windsor, Nov. 29... Named Pioneer Energy OHL Player of the Week for the week ending Nov. 29 after totaling 6-3-9 in three games with a plus-minus rating of plus-3... Notched 2-1-3 at Guelph, Dec. 6... Posted 2-2-4 at Sudbury, Dec. 11... Named Pioneer Energy OHL Player of the Week for the week ending Dec. 13 after leading the league with seven points in two games (3-4-7)... Also selected as CHL Player of the Week for the week ending Dec. 13... Had 3-1-4 at Sarnia, Jan. 21... Tallied 2-2-4 vs. Owen Sound, Feb. 5... Recorded a 10-game point streak (9-14-23) from Feb. 12-Mar. 4... Added 14-21-35 in 18 playoff games... Finished third on London and in the OHL in

postseason points... Ranked second on the team with a plus-29 postseason rating... Scored five PPGs in the playoffs... Posted 3-1-4 vs. Kitchener, Apr. 8... Collected 2-3-5 at Erie, Apr. 20... Notched 1-4-5 vs. Niagara, May 7... Scored a first period goal in London's 1-0 Game 4 victory over Niagara to claim the 2016 OHL Championship, May 11... Helped the Knights win the 2016 Memorial Cup Championship in Red Deer, Alberta... Scored a tournament-leading seven goals... Totaled 7-5-12 in four Memorial Cup games... Named to 2016 MasterCard Memorial Cup All-Star Team... Selected as an OHL First Team All-Star... Was a finalist for the William Hanley Trophy for the league's most sportsmanlike player.

2014-15 HIGHLIGHTS

Registered 41-68-109, a plus-33 rating and 24 PIM in 66 games with London... Ranked 12th in the OHL in goals, sixth in assists and fifth in points... Scored 14 PPGs... Finished second on the Knights in points, goals and plus-minus... Notched 32 multi-point games including seven games with four or more points... Posted a 14-game point streak (11-19-30) from Oct. 24 - Nov. 30... Totaled 6-18-24 in 10 November games... Had a seven-game point streak (7-12-19) from Dec. 6-19... Recorded back-to-back six-point games (3-3-6 at Sarnia, Dec. 31 and 1-5-6 vs. Sarnia, Jan. 2)... Named Pioneer Energy OHL Player of the Week for the week ending Dec. 14 after posting 6-6-12 in three games... Also selected as the CHL's Player of the Week that week... Had a nine-game point streak (9-13-22) from Jan. 11-30... Collected 10-18-28 in 12 January contests... Named OHL Player of the Month for December after totaling 10-16-26 and a plus-12 rating in 10 games... Selected as the OHL Player of the Month for January after recording 10-18-28 in 12 contests... Totaled 5-8-13 in 10 postseason games with the Knights... Led the team in playoff assists and was second in points... Registered an eight-game playoff point streak (5-6-11) from Mar. 27 - Apr. 10... Signed a three-year entry-level contract with Arizona on Apr. 17... Skated in two regular season games with Portland (AHL), totaling 1-1-2 and four PIM... Made his AHL debut vs. Providence, Apr. 18... Scored his first professional goal, assist and multi-point game (1-1-2) at Worcester, Apr. 19... Skated in his Calder Cup playoff debut at Manchester, Apr. 23... Tallied an assist at Manchester, Apr. 25.

2013-14 HIGHLIGHTS

Collected 6-8-14 and a plus-eight rating in 33 games with London... Made his OHL debut vs. Plymouth, Sept. 20... Recorded his first career OHL point (assist) vs. Saginaw, Sept. 27... Scored his first OHL goal vs. Windsor, Oct. 4... Had a four-game point streak (3-3-6) from Oct. 4-11.

2012-13 HIGHLIGHTS

Skated in nine games with Chicago (USHL)... Registered 2-3-5 and two PIM with the Steel... Totaled 19-33-52 and four PIM in 31 games with Chicago Mission U18.

INTERNATIONAL

2017: Scored a goal and skated in eight games with Team USA at the 2017 World Championships in Cologne, Germany and Paris, France **2016:** Won a bronze medal with the U.S. National Junior team in the IIHF World Junior Championship in Helsinki, Finland... Totaled 3-5-8 in seven games... Named the U.S. Player of the Game in the semifinal game vs. Russia.

PERSONAL

Nickname is "Dvo"... Favorite player growing up was Jonathan Toews... Other favorites include: The Chainsmokers (band) and "Step Brothers" (movie)... Most memorable hockey moment was winning the Memorial Cup with the London Knights in 2016... Enjoys golf... Signed a six-year contract extension with the team on August 9, 2018... Took batting practice with the D-backs and hit two home runs on Sept. 3, 2019.

PACK FACT

Won 55.3% of his face-offs last season.

CAREER HIGHS

GAMES: 78 (2x)

GOALS: 15 (2x)

ASSISTS: 22 (17-18)

POINTS: 37 (17-18)


CAREER HIGHLIGHTS

FIRSTS

MOST GOALS/GAME:
2 – 5 times (last 3/9/19 vs. LAK)MOST SHOTS/GAME:
7 – 1/6/18 vs. NYRLONGEST POINT STREAK:
4 games – 10/24/17 – 10/30/17)FIRST COYOTES GAME:
10/15/16 vs. PHIFIRST NHL GAME:
10/15/16 vs. PHIMOST ASSISTS/GAME:
2 – 1/13/18 at SJSLONGEST GOAL STREAK:
2 games (3/13/18 – 3/15/18)CAREER HAT TRICKS:
NoneFIRST COYOTES GOAL:
11/3/16 vs. NSHFIRST NHL GOAL:
11/3/16 vs. NSHMOST POINTS/GAME:
3 – 2/13/17 at CGYLONGEST ASSIST STREAK:
3 games – 2 times (last 1/6/18 –
1/13/18)MULTIPLE POINT GAMES:
12 (last 3/9/19 vs. LAK)FIRST COYOTES ASSIST:
10/15/16 vs. PHIFIRST NHL ASSIST:
10/15/16 vs. PHIMOST PIM/GAME:
4 – 2 times (last 3/22/18 at CAR)

CAREER STATISTICS

SEASON	TEAM	LEAGUE	GP	REGULAR SEASON								PLAYOFFS				
				G	A	PTS	PP	SH	GW	+/-	PIM	GP	G	A	PTS	PIM
2012-13	Chicago	USHL	9	2	3	5	-	-	-	4	2	-	-	-	-	-
2013-14	London	OHL	33	6	8	14	1	1	2	8	0	-	-	-	-	-
2014-15	London	OHL	66	41	68	109	14	2	5	33	24	10	5	8	13	0
	Portland	AHL	2	1	1	2	0	0	0	2	4	5	0	1	1	0
2015-16	London	OHL	59	52	69	121	22	3	11	56	27	18	14	21	35	4
2016-17	Arizona	NHL	78	15	18	33	2	0	1	7	22	-	-	-	-	-
2017-18	Arizona	NHL	78	15	22	37	2	0	2	-19	22	-	-	-	-	-
2018-19	Tucson	AHL	2	0	0	0	0	0	0	0	0	-	-	-	-	-
	Arizona	NHL	20	2	5	7	1	0	1	-2	2	-	-	-	-	-
FRANCHISE & NHL TOTALS			176	32	45	77	5	0	4	-14	46	-	-	-	-	-



Defense

6'2" | 190

Shoots: Left

Born: July 17, 1991

Karlskrona, Sweden

Age: 28

Career vs. NHL

TEAM	GP	G	A	PTS	PIM
Anaheim	42	5	14	19	22
Arizona	0	0	0	0	0
Boston	15	2	4	6	10
Buffalo	14	2	4	6	12
Calgary	34	7	14	21	20
Carolina	14	0	4	4	6
Chicago	26	2	12	14	32
Colorado	27	6	8	14	18
Columbus	21	6	6	12	20
Dallas	28	3	6	9	16
Detroit	22	3	8	11	16
Edmonton	36	10	17	27	4
Florida	13	4	5	9	8
Los Angeles	42	8	11	19	16
Minnesota	26	1	7	8	12
Montréal	13	5	8	13	12
Nashville	28	5	11	16	26
New Jersey	14	3	1	4	8
NY Islanders	14	2	5	7	10
NY Rangers	14	2	7	9	6
Ottawa	14	3	5	8	12
Philadelphia	14	6	4	10	22
Pittsburgh	15	0	6	6	14
San Jose	39	7	8	15	26
St. Louis	27	4	8	12	8
Tampa Bay	14	1	4	5	8
Toronto	14	4	4	8	12
Vancouver	34	4	11	15	12
Vegas	9	1	2	3	4
Washington	13	2	5	7	2
Winnipeg	21	8	9	17	18
Totals:	657	116	218	334	412

23 OLIVER EKMAN-LARSSON

Drafted: Phoenix's 1st choice (1st round, 6th overall) in the 2009 Entry Draft

@OEL23

oel23

2018-19 HIGHLIGHTS

Totaled 14-30-44 and 52 PIM in 81 games during his first season as team captain...Named the fourth captain in Coyotes history on Sept. 13...Finished second on the team and first among defensemen in points...Scored five PPGs and two GWGs...Led ARI in TOI/G (23:38), Shifts/G (27.5) and TOI (1,914:47)...Tied for second among Coyotes with 19 power-play points...Collected three assists at WPG, Oct. 20...Posted 1-1-2 and earned his 300th NHL point at PHI, Nov. 8... Played in his 600th NHL game at NSH, Nov. 29... Tallied his 200th NHL assist vs. STL, Dec. 1...Scored and added an assist (1-1-2) at ANA, Dec. 29... Passed Keith Yandle for the most points by a defenseman in Coyotes history with an assist vs. VGK, Dec. 30...Passed Teppo Numminen (108 goals) for the most goals by a defenseman in franchise history at DAL, Feb. 4...Registered five-game point streak (2-5-7) from Feb. 21 - Mar. 2...Scored twice, including the game-tying goal with 51 seconds remaining in regulation at COL, Mar. 29...Became the second defenseman in franchise history (Dave Ellett: 1984-1990) and is one of four Swedish defenders (Victor Hedman, Nicklas Lidstrom, Borje Salming) to post six consecutive 10 goal seasons.

2017-18 HIGHLIGHTS

Recorded 14-28-42 in 82 games with ARI...Represented the Coyotes at the 2018 NHL All-Star Game in Tampa Bay...Led ARI defensemen and finished fourth on the team in points...Tied for the team lead with three GWGs and six PPGs...Ranked tied with the second-most PPGs among NHL defensemen...Led the Coyotes in TOI/G (23:41), PP TOI/G (3:03), Shifts/G (29.2) and TOI (1,941)...Skated in his 500th career NHL game at DAL, Oct. 17...Is the sixth defenseman in franchise history to skate in 500 games with the team... Passed Phil Housley for seventh place on the franchise's all-time points list by a defenseman by collecting two assists at OTT, Nov. 18... Passed Dave Ellett for second place on the franchise's all-time goals list by a defenseman and passed Teppo Numminen for the second-most points by a defenseman in ARI history with a 2nd period goal at NSH, Jan. 18... Tallied three assists vs. MTL, Feb. 15...Scored his 100th career NHL goal vs. CGY, Mar. 19...Became the 6th defenseman from Sweden to reach 100 career goals and just the 2nd defenseman and the 18th player in franchise history to score 100 goals with the team.

2016-17 HIGHLIGHTS

Registered 12-27-39 in 79 games as an alternate captain with Arizona...Scored a team-leading eight PPGs...Led ARI defensemen and ranked second on the team in scoring...First on the team in TOI/G (24:36), Shifts/G (29.5), TOI (1,944:37), PP TOI/G (3:41), PP points (19)...Led Coyotes' defensemen in goals...His eight PPGs ranked tied for second among NHL blueliners...Moved to third in franchise history in goals by a defenseman...Scored in back-to-back games to start the season vs. PHI, Oct. 15 and at OTT, Oct. 18...Tied a career high with two goals at NJD, Oct. 25...Recorded a four-game point streak (3-2-5), Oct. 25 - Nov. 1...Earned an assist in three consecutive games (0-3-3), Dec. 1-5...Tallied 1-1-2 vs. EDM, Dec. 21...Tied a career best with three assists vs. WPG, Jan. 13...Posted a five-game point streak (0-6-6), Feb. 9-16...Had 1-1-2 at TBL, Mar. 21.

2015-16 HIGHLIGHTS

Led the team in scoring for the second consecutive season with 21-34-55 in 75 games...Named team MVP...Established career highs in assists (34), points (55), PPGs (12) and GWGs (8)...Set an NHL record for GWGs in a season by a defenseman when he scored his eighth GWG vs. DAL, Mar. 24...Became the second defenseman in franchise history to score 20-plus goals in consecutive seasons (P. Housley in 1990-91/1991-92)...Ranked seventh among NHL defensemen in points and tied for second in goals and PPGs...His 12 PPGs were tied for the team lead and tied as the second-highest single-season PPG total by a defenseman in franchise history...Ranked second among League blueliners with 27 PP points...Led the Coyotes in TOI/G (24:46)...Was first in the NHL in PP TOI/G (5:10)...Skated in a League-high 388:12 of PP TOI...His 55 points were tied as the second-most in season by a defenseman in Coyotes history (since 1996-97)...Tallied eight multi-point games...Recorded 100th career assist vs. BOS, Oct. 17...Collected two assists at TOR, Oct. 26...Registered a seven-game point streak (3-4-7) from Nov. 7-19...Skated in a season-high 33:46 vs. NYR, Nov. 7...Scored two goals vs. LAK, Dec. 26...Tallied a career-high three assists vs. CHI, Dec. 29...Recorded a four-game point streak (3-4-7) from Jan. 7-14...Registered a career-high four points (1-3-4) vs. EDM, Jan. 12...Tied his career high with nine shots vs. VAN, Feb. 10...Collected 1-2-3 vs. CHI, Feb. 4...Posted 1-2-3 vs. CGY,

Feb. 12...Tallied 1-2-3 vs. MTL, Feb. 15... Tallied 200th career point at WSH, Feb. 22... Played in 400th career game at TBL, Feb. 23...Scored a goal in consecutive games at FLA, Feb. 25 and at PHI, Feb. 27...Recorded two assists at NSH, Apr. 7.

2014-15 HIGHLIGHTS

Led the team in scoring with 23-20-43 in 82 games on his way to being named team MVP...Only Coyote to play in all 82 games...Tied Phil Housley's franchise record for goals by a defenseman in a season...Led ARI and all NHL defensemen in goals, GWGs (7) and PPGs (10)...Matched the NHL record for GWGs in a season by a defenseman...Ranked tied for second in the NHL in OT goals (3)...Established an NHL record for most goals in a season by a Swedish-born defenseman...Led the team and ranked second among NHL defensemen in shots (264)...Led the team and ranked 10th among NHL defensemen in TOI/G (25:12)...Led the team in SH TOI (210:30), PP TOI (318:35) and Shifts/G (29.6)...Had six multi-point games...Collected 2-1-3 vs. SJS, Apr. 4...Posted 1-1-2 at BUF, Mar. 26...Collected two assists at DET, Mar. 24...Scored his 20th goal of the season vs. VAN, Mar. 22...Scored twice vs. COL, Mar. 19...Collected two assists at CHI, Feb. 9...Scored the GWG on the PP at CBJ, Feb. 3...Scored a SHG at TOR, Jan. 29...Recorded the GWG on the PP vs. WPG, Jan. 8...Scored the GWG on the PP vs. PHI, Dec. 29...Recorded a PPG at VAN, Dec. 22...Notched the GWG vs. EDM, Dec. 16...Collected 1-1-2 vs. MIN, Dec. 13...Scored a goal in back-to-back games at EDM, Dec. 1 and at CGY, Dec. 2...Recorded the GWG on the PP vs. FLA, Oct. 25...Had the GWG on the PP vs. LAK, Oct. 11.

2013-14 HIGHLIGHTS

Totaled 15-29-44 with eight PPGs and six GWGs in 80 games...Ranked fifth among NHL defensemen in goals and 14th in points...Ranked tied for first among NHL defensemen in GWGs and tied for third in PPGs...Led the team and ranked sixth among all NHL defensemen in TOI/game (25:53)...Led the team in Shifts/G (29.4), ranked first in SH/TOI and was second in PP/TOI...Ranked third on the team in shots (199) and had six multi-point games...Posted 1-1-2 vs. EDM, Apr. 4...Scored a PPG at NYR, Mar. 24...Scored a PPG vs. BOS, Mar. 22...Recorded 1-1-2 and his 100th career point vs. MTL, Mar. 6...Had two assists at COL, Feb. 28...Scored two goals, including the GWG, vs. LAK, Jan. 28...Skated in a career-high 34:57 of ice time at VAN, Jan. 26...Recorded a point in four straight games (1-4-5) from Nov. 6-14...Recorded 1-2-3 vs. EDM, Oct. 26...Scored the GWG at PHI, Oct. 11.

2012-13 HIGHLIGHTS

Recorded 3-21-24 in 48 games to rank fifth on the team and second among defensemen in scoring...Had a plus-5 rating and 26 PIM...Led the team in assists (21), TOI/game (25:05) and Shifts/G (28.7)...Ranked fourth on the team in shots (101), fifth in takeaways (21) and sixth in hits (73)...Led the team in SH TOI/G (3:00) and PP TOI/G (3:40)...Had six multi-point games...Tallied two assists vs. COL, Apr. 6...Recorded two assists vs. ANA, Mar. 4...Skated in a season-high 30:16 at VAN, Feb. 26...Registered two assists and was plus-3 vs. CGY, Feb. 18...Collected two assists at DAL, Feb. 1...Scored two goals (2-1-3) with a plus-3 rating and matched a season-high with six shots vs. CBJ, Jan. 23.

2011-12 HIGHLIGHTS

Posted then career highs in goals (13), assists (19), points (32) and games (82)...One of six Coyotes to play in all 82 games...Ranked first on the team in Shifts/G (26.2) and second in TOI/G (22:06)...Finished second on the team in blocked shots (92) and third in hits (140)...Scored his 13th goal (GWG) vs. ANA, Mar. 31...Posted a three-game goal streak (3-2-5) from Mar. 12-15...Scored a PPG and had an assist in a 5-4 win at VAN, Mar. 14...Posted 1-1-2 and a plus-3 rating at NSH, Mar. 12...Blocked a career-high six shots vs. SJS, Feb. 4...Recorded 0-2-2 at CBJ, Jan. 13...Recorded 1-1-2 vs. NYI, Jan. 7...Recorded 1-1-2 vs. EDM, Dec. 15...Scored the GDG at CHI, Dec. 5...Notched 1-1-2 vs. ANA, Nov. 23...Recorded the first two-goal game of his career vs. WPG, Oct. 15...**2012 Playoffs:** Recorded 1-3-4 in 16 postseason games...Led the team in TOI/G (25:46) and was second in Shifts/G (32.2)...Played in all five games of the WCF against LAK...Appeared in all five games of the WCSF against NSH...Had an assist in Game 1 vs. NSH, Apr. 27...Recorded 1-2-3 and played in all six games of the WCQF against CHI...Scored his first career postseason goal (GWG), while collecting his first multi-point game (1-1-2) in Game 6 at CHI, Apr. 23...Made his Stanley Cup Playoff debut in Game 1 of the WCQF vs. CHI, Apr. 12; skating in a postseason career high 31:14 of ice time.

2010-11 HIGHLIGHTS

In his first professional season, appeared in 48 games with Phoenix, recording 1-10-11...Also played in 15 games with San Antonio (AHL), collecting 3-7-10...Registered his first career NHL goal vs. SJS, Jan. 17...Posted a three-game point streak (1-2-3) from Jan. 13-17...Collected an assist vs. BUF, Jan. 8...Recorded an assist vs. MIN, Dec. 9; after being recalled from San Antonio earlier in the day...Recorded his first NHL point (assist) against CAR on Oct. 23...Skated in 23:47 in season-opening win against the Bruins...Made his NHL debut vs. BOS, Oct. 9.

2009-10 HIGHLIGHTS

Played in 42 games for Leksand in Sweden's second-highest professional league, recording 9-18-27 and 98 PIM...Ranked second on the team and tied for seventh in the league in points by a defenseman...Led all players under the age of 19 in league scoring...Collected 2-4-6 in 10 playoff games.

2008-09 HIGHLIGHTS

Played in 39 games for Leksand (Sweden-2), collecting 3-14-17 and 32 PIM...Led the league in plus/minus with a plus-44 rating...Led all players under the age of 18 in scoring for the season (no other 17-year-old had more than six points on the season)...Tallied 2-2-4 in eight playoff games.

2007-08 HIGHLIGHTS

Played in 27 games for Tingsryd of the Swedish junior league (Sweden-3), recording 3-5-8 and 10 PIM...Helped Smaland win Sweden's national tournament, TV-Pucken...Recorded 4-3-7 in eight games and was named the tournament's best defenseman.

INTERNATIONAL CAREER

2019: Played in eight games as captain of Sweden at the IIHF World Championship in Slovakia...Totaled 3-5-8 and was plus-7 to lead Sweden's defensemen in scoring...**2018:** Won a gold medal with Sweden at the IIHF World Championship in Copenhagen, Denmark...

It marked Sweden's second consecutive gold medal at the world championship...Skated in 31:11, took five shots on goal, set up the game-tying goal, and scored one of Sweden's two shootout goals in the gold medal game...**2017:** Won a gold medal with Sweden at the IIHF World Championship in Cologne, Germany and Paris, France...Scored two goals and posted 2-3-5 in eight games...**2016:** Skated in four games with Sweden at the World Cup of Hockey in Toronto...**2015:** Recorded 2-10-12 in eight games and was a plus-4 with Sweden at the IIHF World Championship in the Czech Republic...**2014:** Won a silver medal with Sweden at the Olympics in Sochi, Russia...Collected 0-3-3 in six games...**2011:** Won a silver medal at the IIHF World Championship in Slovakia...Recorded 1-3-4 and a plus-5 rating in seven games...Averaged 17:19 of ice time per game and took 24 shots...**2010:** Won a bronze medal at both the IIHF World Junior Championship in Saskatoon and Saskatchewan and IIHF World Championship in Germany...Registered 2-3-5 with 12 PIM and a plus-5 rating in six games at the WJC...Tied for the team lead in points by defensemen...Ranked tied for sixth in scoring among all defensemen in the tournament...Selected as one of Sweden's top three players for the tournament by opposing coaches...Collected 1-2-3 and a plus-3 rating in nine games in the IIHF World Championship...Recorded 20:02 TOI in the bronze medal game vs. Germany...**2009:** Represented Team Sweden at the IIHF U-18 World Championship in Fargo, North Dakota and Moorhead, Minnesota, collecting 2-6-8 in six games and helping Sweden to a fifth place finish.

PERSONAL

Favorite player growing up was Nicklas Lidstrom...Spends the summer in Sweden with family and friends...Enjoys playing tennis in his spare time...Favorite movie is "American Pie"...Other favorites include: Abba (band) and "Two and a Half Men" (TV show)... If he weren't a hockey player, he would like to coach hockey...Previously served as an alternate captain for the Coyotes from 2014-18...Selected as a finalist for the NHL's 2019 King Clancy Trophy, which is awarded "to the player who best exemplifies leadership qualities on and off the ice and has made a noteworthy humanitarian contribution in his community...Honored as the Gila River Hotels & Casinos Man of the Year Award for his dedication to the community following the 2017-18 and 2018-19 seasons.

PACK FACT

On February 4, 2019, Ekman-Larsson set the franchise's all-time goals mark by a defenseman with his 109th career goal.

CAREER HIGHS

GAMES: 82 (3x)

GOALS: 23 (14-15)

ASSISTS: 34 (15-16)

POINTS: 55 (15-16)

CAREER HIGHLIGHTS


MOST GOALS/GAME: 2 – 9 times (last 3/29/19 at COL)	MOST SHOTS/GAME: 9 – 2 times (last 2/10/16 vs. VAN)	LONGEST POINT STREAK: 7 games – 11/7/15-11/19/15
MOST ASSISTS/GAME: 3 – 5 times (last 10/20/18 at WPG)	LONGEST GOAL STREAK: 3 games – 2 times (11/24/17 – 11/28/17)	CAREER HAT TRICKS: None
MOST POINTS/GAME: 4 – 1/12/16 vs. EDM	LONGEST ASSIST STREAK: 5 games – 2/9/17 – 2/16/17	MULTIPLE POINT GAMES: 49 (last 3/29/19 at COL)
MOST PIM/GAME 14 – 3/26/16 vs. PHI		

FIRSTS

FIRST COYOTES GAME: 10/9/10 at BOS	FIRST NHL GAME: 10/9/10 at BOS
FIRST COYOTES GOAL: 1/17/11 vs. SJS	FIRST NHL GOAL: 1/17/11 vs. SJS
FIRST COYOTES ASSIST: 10/23/10 vs. CAR	FIRST NHL ASSIST: 10/23/10 vs. CAR

CAREER STATISTICS

SEASON	TEAM	LEAGUE	GP	REGULAR SEASON								PLAYOFFS				
				G	A	PTS	PP	SH	GW	+/-	PIM	GP	G	A	PTS	PIM
2007-08	Tingsryd	Sweden-3	27	3	5	8	-	-	-	6	10	-	-	-	-	-
2008-09	Leksand	Sweden-2	39	3	14	17	-	-	-	44	32	8	2	2	4	6
2009-10	Leksand	Sweden-2	42	9	18	27	-	-	-	19	98	10	2	4	6	8
2010-11	Phoenix	NHL	48	1	10	11	0	0	0	3	24	-	-	-	-	-
	San Antonio	AHL	15	3	7	10	1	0	0	-3	16	-	-	-	-	-
2011-12	Phoenix	NHL	82	13	19	32	2	1	2	0	32	16	1	3	4	8
2012-13	Portland	AHL	20	7	14	21	3	0	2	5	28	-	-	-	-	-
	Phoenix	NHL	48	3	21	24	0	0	1	5	26	-	-	-	-	-
2013-14	Phoenix	NHL	80	15	29	44	8	0	6	-4	50	-	-	-	-	-
2014-15	Arizona	NHL	82	23	20	43	10	1	7	-18	40	-	-	-	-	-
2015-16	Arizona	NHL	75	21	34	55	12	0	8	-6	96	-	-	-	-	-
2016-17	Arizona	NHL	79	12	27	39	8	0	1	-25	48	-	-	-	-	-
2017-18	Arizona	NHL	82	14	28	42	6	0	3	-28	44	-	-	-	-	-
2018-19	Arizona	NHL	81	14	30	44	5	1	2	-16	52	-	-	-	-	-
FRANCHISE & NHL TOTALS			657	116	218	334	51	3	30	-89	412	16	1	3	4	8



Right Wing

6'3" | 204

Shoots: Right

Born: July 28, 1995

Milwaukee, Wisconsin

Age: 24

Career vs. NHL

TEAM	GP	G	A	PTS	PIM
Anaheim	1	0	0	0	0
Arizona	0	0	0	0	0
Boston	0	0	0	0	0
Buffalo	0	0	0	0	0
Calgary	0	0	0	0	0
Carolina	1	0	0	0	0
Chicago	1	0	0	0	0
Colorado	1	0	0	0	0
Columbus	0	0	0	0	0
Dallas	0	0	0	0	0
Detroit	2	0	0	0	0
Edmonton	1	0	0	0	0
Florida	1	0	0	0	0
Los Angeles	1	0	0	0	0
Minnesota	1	0	0	0	0
Montréal	1	0	0	0	0
Nashville	0	0	0	0	0
New Jersey	1	0	0	0	0
NY Islanders	1	0	1	1	0
NY Rangers	1	0	0	0	0
Ottawa	0	0	0	0	0
Philadelphia	1	0	0	0	2
Pittsburgh	3	0	1	1	6
San Jose	0	0	0	0	0
St. Louis	1	0	0	0	0
Tampa Bay	0	0	0	0	0
Toronto	1	0	0	0	0
Vancouver	0	0	0	0	0
Vegas	0	0	0	0	0
Washington	0	0	0	0	0
Winnipeg	2	1	0	1	0
Totals:	22	1	2	3	8

24 HUDSON FASCHING

Drafted: Los Angeles's 3rd choice (4th round, 118th overall) in the 2013 Entry Draft
 Acquired: From Buffalo in exchange for Brandon Hickey and Mike Sislo on June 14, 2018

@Hfasching22

hfasching22

2018-19 HIGHLIGHTS

Registered 16-17-33 with 16 PIM in 64 games with Tucson (AHL)...Scored three PPGs, two SHGs and three GWGs... Finished tied for fifth on the team in points and third in goals... His two SHGs led TUC...Totaled eight multi-point games... Tallied a season-long four game point streak (4-3-7), Nov. 24 - Dec. 5.

2017-18 HIGHLIGHTS

Skated in five games with Buffalo (NHL)...Recorded 12-18-30 with an AHL career high 40 PIM in 69 games with Rochester (AHL)...Scored two PPGs...His 18 assists were also an AHL career best...Posted eight multi-point performances...Scored twice vs. BNG, Nov. 24...Scored two goals vs. TOR, Apr. 7... Played in one Calder Cup Playoff game with the Americans.

2016-17 HIGHLIGHTS

Played in a career-high 10 games with the Sabres...Had one assist and two PIM...Collected 8-4-12 and eight PIM in 37 games with Rochester...Scored his first AHL goal in his AHL debut vs. TOR, Oct. 21.

2015-16 HIGHLIGHTS

Skated in seven games with Buffalo, registering 1-1-2 and four PIM...Was plus-2...Scored his first NHL goal in his NHL debut vs. WPG, Mar. 26...Notched his first NHL assist at NYI, Apr. 9... Completed his collegiate career at Minnesota with 46-48-94 in 115 career games...Named the John Mayasich Outstanding Athlete...Academic All-Big Ten selection...Finished his junior season with 20-18-38 while playing in all 37 games as an alternate captain.

2014-15 HIGHLIGHTS

Skating in 38 games as a sophomore with Minnesota, totaling 12-14-26 and 24 PIM...Recording an assist in 4-2 win over Michigan to win the Big Ten Championship...Academic All-Big Ten honoree.

2013-14 HIGHLIGHTS

Selected to the Big Ten All-Freshman team and All-Big Ten Honorable Mention...Registered 14-16-30 in 40 games as a freshman with the Gophers...Won the team's Frank Pond Rookie of the Year award.

INTERNATIONAL

2016: Played for Team USA at the IIHF World Championship in Moscow and Saint Petersburg...Had two assists in 10 games...**2015:** Member of the USA team at the IIHF World Junior Championship in Montreal and Toronto...Had a goal and two assists in five games...**2014:** Competed with Team USA at the IIHF World Junior Championship in Malmo...Totaled 2-2-4 in five contests...**2013:** Helped the USA National U-18 team win the silver medal at the IIHF Men's U-18 World Championship in Sochi...Tallied six assists in seven games.

PERSONAL

Nickname is "Fasch"...Eric Church is his favorite music artist... Thomas Vanek was his favorite player growing up...Enjoys golf...Game of Thrones is his favorite TV show...Playing in the NCAA National Championship game with Minnesota is his favorite hockey memory...Is a fan of the Minnesota Vikings... Enjoys traveling and playing with his dog...Wife's name is Madison.

PACK FACT

His 16 goals with Tucson in 2018-19 are a new professional career-high.

CAREER HIGHS					
GAMES: 10 (16-17)		GOALS: 1 (15-16)		ASSISTS: 1 (2x)	POINTS: 2 (15-16)
CAREER HIGHLIGHTS				FIRSTS	
MOST GOALS/GAME: 1 – 3/26/16 vs. WPG [^]	MOST SHOTS/GAME: 3 – 4/2/16 at NYR [^]	LONGEST POINT STREAK: -		FIRST COYOTES GAME: -	FIRST NHL GAME: 3/26/16 vs. WPG
MOST ASSISTS/GAME: 1 – 2 times (last 3/21/17 vs. PIT) [^]	LONGEST GOAL STREAK: -	CAREER HAT TRICKS: -		FIRST COYOTES GOAL: -	FIRST NHL GOAL: 3/26/16 vs. WPG
MOST POINTS/GAME: 1 – 3 times (last 3/21/17 vs. PIT) [^]	LONGEST ASSIST STREAK: -	MULTIPLE POINT GAMES: -		FIRST COYOTES ASSIST: -	FIRST NHL ASSIST: 4/9/16 at NYI
MOST PIM/GAME: 4 – 3/29/16 at PIT [^]					

[^]w/BUF

CAREER STATISTICS

SEASON	TEAM	LEAGUE	GP	REGULAR SEASON								PLAYOFFS				
				G	A	PTS	PP	SH	GW	+/-	PIM	GP	G	A	PTS	PIM
2013-14	Minnesota	NCAA	40	14	16	30	-	-	-	17	22	-	-	-	-	-
2014-15	Minnesota	NCAA	38	12	14	26	-	-	-	18	24	-	-	-	-	-
2015-16	Minnesota	NCAA	37	20	18	38	4	3	7	12	16	-	-	-	-	-
	Buffalo	NHL	7	1	1	2	0	0	0	2	4	-	-	-	-	-
2016-17	Buffalo	NHL	10	0	1	1	0	0	0	-1	2	-	-	-	-	-
	Rochester	AHL	37	8	4	12	0	0	1	-12	8	-	-	-	-	-
2017-18	Buffalo	NHL	5	0	0	0	0	0	0	-1	2	-	-	-	-	-
	Rochester	AHL	69	12	18	30	2	0	0	6	40	1	0	0	0	0
2018-19	Tucson	AHL	64	16	17	33	3	2	3	-1	16	-	-	-	-	-
NHL Totals			22	1	2	3	0	0	0	0	8	-	-	-	-	-



Right Wing

6'2" | 214

Shoots: Right

Born: April 15, 1997

Chicago, Illinois

Age: 22

Career vs. NHL

TEAM	GP	G	A	PTS	PIM
Anaheim	9	2	2	4	6
Arizona	0	0	0	0	0
Boston	4	0	0	0	0
Buffalo	4	1	0	1	2
Calgary	8	1	0	1	0
Carolina	4	0	1	1	0
Chicago	6	1	2	3	0
Colorado	6	1	0	1	0
Columbus	4	3	1	4	2
Dallas	6	0	1	1	4
Detroit	4	0	1	1	0
Edmonton	7	1	1	2	0
Florida	4	2	0	2	0
Los Angeles	7	1	1	2	0
Minnesota	4	0	3	3	0
Montréal	4	1	1	2	2
Nashville	6	1	1	2	4
New Jersey	3	2	2	4	2
NY Islanders	4	0	1	1	2
NY Rangers	3	0	0	0	5
Ottawa	4	0	0	0	2
Philadelphia	4	0	1	1	0
Pittsburgh	4	0	1	1	0
San Jose	8	2	2	4	2
St. Louis	7	2	1	3	2
Tampa Bay	5	2	0	2	2
Toronto	4	1	1	2	0
Vancouver	7	1	0	1	0
Vegas	7	0	1	1	2
Washington	5	3	0	3	0
Winnipeg	5	1	0	1	2
Totals:	157	29	25	54	41

36 CHRISTIAN FISCHER

Drafted: Arizona's 3rd choice (2nd round, 32nd overall) in the 2015 Entry Draft

@Cfish61

christianfischer61

2018-19 HIGHLIGHTS

Collected 11-7-18 with 27 PIM in 71 games...Finished fourth among ARI forwards with 124 hits...Recorded his first NHL hat trick (3-0-3) at CBJ, Oct. 23...Posted a two-game goal streak (4-0-4), Oct. 20-23...Played in his 100th NHL game at PHI, Nov. 8...Totaled 1-1-2 vs. SJS, Jan. 16...Registered two assists vs. ANA, Mar. 14.

2017-18 HIGHLIGHTS

Registered 15-18-33 in 79 games with Arizona...Scored five PPGs and three GWGs...Ranked tied for third on the team in goals, tied for second in PPGs and tied for first in GWGs...Finished fourth on the team and third among forwards with 154 shots...His nine road goals were tied for second-most on the team...Scored in season opener at ANA, Oct. 5...Tallied first NHL assist at DET, Oct. 31...Recorded first NHL multi-point game (1-1-2) at MTL, Nov. 16...Had 1-1-2 vs. LAK, Nov. 24...Notched two assists vs. NJD, Dec. 2...Scored in back-to-back games vs. FLA, Dec. 19 and vs. WSH, Dec. 22...Posted 1-1-2 at STL, Jan. 20...Registered career-high three-game assist/point streak (0-4-4), Feb. 10-13...Scored goals in consecutive games at CGY, Apr. 3 and at VAN, Apr. 5.

2016-17 HIGHLIGHTS

Appeared in seven games with the Coyotes...Scored three goals including one GWG...Made NHL debut and scored first career goal vs. TBL, Jan. 21...Scored a goal vs. FLA, Jan. 23...Recorded first two-game goal streak of his career, Jan. 21-23...Became 11th player in Coyotes history to score in his NHL debut...Is also the first player in franchise history to score a goal in each of his first two career NHL games...He is the third player in Coyotes history to score three goals in his first four career NHL games...Netted a goal and tallied four shots at TBL, Mar. 21...Registered 20-27-47 in 57 games with Tucson (AHL)...Scored five PPGs and four GWGs...Led the Roadrunners in goals and was second on the team in points...Ranked eighth among AHL rookies in goals...Recorded a six-game point streak (2-4-6) from Oct. 28 - Nov. 18...Scored a hat trick at SA, Dec. 16...Posted a seven-game point streak (7-7-14), Dec. 9-28...Tallied 1-2-3 vs. TEX, Jan. 13...Had a goal and two assists vs. SJ, Feb. 24...Totaled 11 multi-point games with Tucson...Selected as a 2017 AHL All-Star.

2015-16 HIGHLIGHTS

Signed a three-year entry-level contract with Arizona on Aug. 20...Led Windsor (OHL) in scoring with 40-50-90 in 66 games, which were the most single season points in Windsor history since the 2010-11 season...Ranked 10th in goals and points and was tied for 12th in assists among OHL skaters...Recorded a season-long 12-game point streak (14-8-22) from Feb. 20 - Mar. 18...Scored a goal in four consecutive games (7-3-10) from Feb. 27 - Mar. 5...Totaled 25 multi-point games including four four-point games...Registered 12 multi-goal games...Collected 1-2-3 in five playoff games...Skated in six games with Springfield (AHL), notching 2-1-3...Scored his first AHL goal in two-goal performance vs. POR, Apr. 16.

2014-15 HIGHLIGHTS

Recorded 31-33-64 and 22 PIM in 66 games with USA U-18 (USHL)...Ranked fifth on the U.S. U-18 Team in points and third in goals...Set a USHL record for the fastest goal to start a game when he scored six seconds into the first period on Mar. 5 vs. Omaha.

2013-14 HIGHLIGHTS

Registered 19-23-42 and 25 PIM in 54 games with the USA U-17 team.

INTERNATIONAL CAREER

2015: Won gold with U.S. Men's National U-18 Team at the IIHF U-18 World Championship in Zug and Lucerne, Switzerland...Totaled 1-7-8 in seven games...Member of the second-place U.S. National Under-18 Team at the 2015 Under-18 Five Nations Tournament in Kravare and Poruba, Czech Republic...Tallied 2-1-3 in four games...**2014:** Member of the first-place U.S. National Under-18 Team at the Under-18 Four Nations Tournament in Sundsvall, Sweden...Recorded 1-1-2 in four games...Member of the U.S. National Under-17 Team that won the World Under-17 Hockey Challenge title in Sydney, Nova Scotia...Recorded 2-4-6 in six contests...**2013:** Member of the U.S. National Under-17 Team that captured the Under-17 Four Nations Tournament championship in Prievidza, Slovakia...Notched a goal and an assist in four games.

PERSONAL

Nickname is 'Fish'...Enjoys playing golf...Patrick Kane was his favorite player growing up...Drake is his favorite music artist...Miracle is his favorite movie...Scoring his first NHL goal is his most memorable hockey moment...Took batting practice with the D-backs on Sept. 3, 2019.

PACK FACT

Became the fourth youngest player in Coyotes history to score a hat trick at Columbus on October 23, 2018.

CAREER HIGHS

GAMES: 79 (17-18)

GOALS: 15 (17-18)

ASSISTS: 18 (17-18)

POINTS: 33 (17-18)

CAREER HIGHLIGHTS

FIRSTS

MOST GOALS/GAME:
3 – 10/23/18 at CBJ

MOST SHOTS/GAME:
6 – 12/19/17 vs. FLA

LONGEST POINT STREAK:
3 games – 2/10/18 – 2/13/18

FIRST COYOTES GAME:
1/21/17 vs. TBL

FIRST NHL GAME:
1/21/17 vs. TBL

MOST ASSISTS/GAME:
2 – 4 times (last 3/14/19 vs. ANA)

LONGEST GOAL STREAK:
2 games – 4 times (last 10/20/18 – 10/23/18)

CAREER HAT TRICKS:
1 - 10/23/18 at CBJ

FIRST COYOTES GOAL:
1/21/17 vs. TBL

FIRST NHL GOAL:
1/21/17 vs. TBL

MOST POINTS/GAME:
3 – 10/23/18 at CBJ

LONGEST ASSIST STREAK:
3 games – 2/10/18 – 2/13/18

MULTIPLE POINT GAMES:
9 (last 3/14/19 vs. ANA)


FIRST COYOTES ASSIST:
10/31/17 at DET

FIRST NHL ASSIST:
10/31/17 at DET

MOST PIM/GAME:
5 – 12/14/18 at NYR

CAREER STATISTICS

SEASON	TEAM	LEAGUE	GP	REGULAR SEASON								PLAYOFFS				
				G	A	PTS	PP	SH	GW	+/-	PIM	GP	G	A	PTS	PIM
2013-14	U.S. National U-17 Team	USHL	54	19	23	42	-	-	-	-	25	-	-	-	-	-
2014-15	U.S. National U-18 Team	USHL	66	31	33	64	-	-	-	-	22	-	-	-	-	-
2015-16	Windsor	OHL	66	40	50	90	10	0	6	35	34	5	1	2	3	0
	Springfield	AHL	6	2	1	3	2	0	0	-6	0	-	-	-	-	-
2016-17	Tucson	AHL	57	20	27	47	5	1	4	-17	28	-	-	-	-	-
	Arizona	NHL	7	3	0	3	0	0	1	0	0	-	-	-	-	-
2017-18	Arizona	NHL	79	15	18	33	5	0	3	-17	14	-	-	-	-	-
2018-19	Arizona	NHL	71	11	7	18	0	0	0	-13	27	-	-	-	-	-
FRANCHISE & NHL TOTALS			157	29	25	54	5	0	4	-30	41	-	-	-	-	-



Right Wing

5'10" | 165

Shoots: Right

Born: March 11, 1996

Scituate, Massachusetts

Age: 23

Career vs. NHL

TEAM	GP	G	A	PTS	PIM
Anaheim	2	0	1	1	0
Arizona	0	0	0	0	0
Boston	1	0	0	0	0
Buffalo	1	0	0	0	0
Calgary	2	1	0	1	0
Carolina	1	0	0	0	0
Chicago	0	0	0	0	0
Colorado	1	1	0	1	0
Columbus	1	1	0	1	0
Dallas	2	0	0	0	2
Detroit	1	0	0	0	0
Edmonton	4	2	1	3	4
Florida	2	0	0	0	0
Los Angeles	2	0	1	1	0
Minnesota	1	0	0	0	0
Montréal	2	1	0	1	0
Nashville	1	0	0	0	0
New Jersey	2	1	1	2	0
NY Islanders	1	0	0	0	0
NY Rangers	2	2	0	2	0
Ottawa	1	0	0	0	0
Philadelphia	0	0	0	0	0
Pittsburgh	1	0	1	1	2
San Jose	4	2	0	2	2
St. Louis	1	0	0	0	0
Tampa Bay	1	0	0	0	0
Toronto	2	0	0	0	0
Vancouver	3	1	0	1	2
Vegas	3	1	0	1	0
Washington	0	0	0	0	0
Winnipeg	2	0	0	0	0
Totals:	47	13	5	18	12

83 CONOR GARLAND

Drafted: Arizona's 8th choice (5th round, 123rd overall) in the 2015 Entry Draft

@conorgarland2

Conor.garland8

2018-19 HIGHLIGHTS

Registered 13-5-18 and 12 PIM in 47 games as a rookie with Arizona... Scored four PPGs and two GWGs... Finished tied with the third-most PPGs on the team... His eight road goals ranked tied for second among Coyotes... Made his NHL debut vs. SJS, Dec. 8... Scored his first NHL goal vs. COL, Dec. 22... Recorded a four-game point streak (2-2-4), Dec. 22-29... Posted a four-game goal streak (6-0-6), Jan. 4-12... Scored goals in back-to-back games (2-0-2), Jan. 23 and Feb. 2... Skated in a season-high 16:46 vs. CBJ, Feb. 7... Collected 12-13-25, 22 PIM, a +11 rating and five GWGs in 21 appearances with Tucson (AHL)... Selected as a 2019 AHL All-Star.

2017-18 HIGHLIGHTS

Played in 55 games with Tucson, recording 8-19-27 and 40 PIM... Scored four PPGs and five GWGs... Finished eighth among Roadrunners in points... Added a goal and four assists in nine playoffs games.

2016-17 HIGHLIGHTS

Collected 5-9-14 and 37 PIM in 55 games with the Roadrunners... Tallied first AHL point (assist) vs. STK, Oct. 28... Scored first professional goal at SD, Nov. 30... Collected 3-3-6 in his final nine games of the season... Totaled 1-1-2, at STK, Apr. 15.

2015-16 HIGHLIGHTS

Skated in 62 games with Moncton (QMJHL), registering a league-leading 39-89-128... Set a career high in goals... Named to the QMJHL First All-Star Team... Won the Jean Beliveau Trophy (QMJHL Most Points) for the second consecutive season... Recorded at least one point in 58 of 62 games... Started the season on a 28-game point streak (19-50-69), which was a Moncton franchise record... Had the seventh highest total in League history with 17 consecutive games with at least one assist... Totaled 40 multi-point games and 11 multi-goal games... Recorded two hat tricks... Had a season-high 3-2-5 at Victoriaville on Nov. 27... Registered 16 points (8-8-16) during a four-game stretch from Nov. 27- Dec. 4... Totaled 9-21-30 in 12 December games... Registered 5-10-15 in 17 playoff games... Signed a three-year entry-level contract with Arizona on Dec. 23.

2014-15 HIGHLIGHTS

Recorded 35-94-129 with 66 PIM in 67 games with Moncton, which led the League... Set career-highs in assists and points... Named to the QMJHL First All-Star Team... Won the Jean Beliveau Trophy (QMJHL Most Points)... Earned the QMJHL Michel Briere Trophy (Most Valuable Player)... Had a 14-game point streak (7-28-35) from Jan. 25- Feb. 28... Earned a point in 20 of final 21 games (13-40-53)... Registered three consecutive four-point games from Mar. 8-14... Scored a season-high 3-3-6 on Nov. 14 vs. Victoriaville... Totaled 38 multi-point games and 10 multi-goal games... Totaled 3-22-25 with 17 PIM in 16 playoff games... Led the League in playoff assists... Tallied a career-high six assists on Apr. 17 vs. Halifax, which was a Moncton franchise record for assists in a playoff game.

2013-14 HIGHLIGHTS

Collected 24-30-54 with 39 PIM in 51 games with Moncton... Totaled 15 multi-point games and five multi-goal games... Scored three points or more in seven games... Had a career-high 1-4-5 on Nov. 7 vs. Saint John... Notched 2-3-5 with two PIM in six playoff games.

2012-13 HIGHLIGHTS

Totaled 6-11-17 with 16 PIM in 26 games with Moncton... Scored his first goal in his first game on Dec. 7 at Victoriaville... Began his career with a six-game point streak (2-8-10)... Scored a hat trick and had a season high 3-1-4 on Feb. 26 vs. Cape Breton.

PERSONAL

Nicknames are "G" and "Garls"... Is a fan of the New England Patriots... Jaws is his favorite movie... Elton John and The Rolling Stones are his favorite music artists... Playing in his first NHL game in Boston is his favorite hockey memory.

PACK FACT

Became the first rookie in Coyotes history to score a goal in four consecutive games from January 4-12, 2019.

CAREER HIGHS

GAMES: 47 (18-19)

GOALS: 13 (18-19)

ASSISTS: 5 (18-19)

POINTS: 18 (18-19)


CAREER HIGHLIGHTS

FIRSTS

MOST GOALS/GAME: 2 – 2 times (last 1/12/19 at EDM)	MOST SHOTS/GAME: 7 – 3 times (last 4/4/19 at VGK)	LONGEST POINT STREAK: 4 games – 2 times (last 1/4/19 – 1/12/19)	FIRST COYOTES GAME: 12/8/18 vs. SJS	FIRST NHL GAME: 12/8/18 vs. SJS
MOST ASSISTS/GAME: 1 – 5 times (last 3/23/19 at NJD)	LONGEST GOAL STREAK: 4 games – 1/4/19 – 1/12/19	CAREER HAT TRICKS: -	FIRST COYOTES GOAL: 12/22/18 vs. COL	FIRST NHL GOAL: 12/22/18 vs. COL
MOST POINTS/GAME: 2 – 2 times (last 1/12/19 at EDM)	LONGEST ASSIST STREAK: 2 games – 12/27/18 – 12/29/18	MULTIPLE POINT GAMES: 2 – (last 1/12/19 at EDM)	FIRST COYOTES ASSIST: 12/27/18 at LAK	FIRST NHL ASSIST: 12/27/18 at LAK
MOST PIM/GAME: 4 – 1/2/19 vs. EDM				

CAREER STATISTICS

SEASON	TEAM	LEAGUE	GP	REGULAR SEASON								PLAYOFFS				
				G	A	PTS	PP	SH	GW	+/-	PIM	GP	G	A	PTS	PIM
2012-13	Moncton	QMJHL	26	6	11	17	2	-	-	-6	16	5	0	0	0	0
2013-14	Moncton	QMJHL	51	24	30	54	10	-	1	-11	39	6	2	3	5	2
2014-15	Moncton	QMJHL	67	35	94	129	5	2	8	21	66	16	3	22	25	17
2015-16	Moncton	QMJHL	62	39	89	128	13	1	6	26	97	17	5	10	15	18
2016-17	Tucson	AHL	55	5	9	14	0	0	0	-13	37	-	-	-	-	-
2017-18	Tucson	AHL	55	8	19	27	4	0	5	8	40	9	1	4	5	6
2018-19	Tucson	AHL	21	12	13	25	3	0	5	11	22	-	-	-	-	-
	Arizona	NHL	47	13	5	18	4	0	2	1	12	-	-	-	-	-
FRANCHISE & NHL TOTALS			47	13	5	18	4	0	2	1	12	-	-	-	-	-



Defense

5'11" | 185

Shoots: Left

Born: July 30, 1985

Grand Rapids, Minnesota

Age: 34

Career vs. NHL

TEAM	GP	G	A	PTS	PIM
Anaheim	39	5	15	20	22
Arizona	24	0	2	2	6
Boston	23	1	7	8	10
Buffalo	24	7	11	18	8
Calgary	31	0	9	9	8
Carolina	21	4	10	14	6
Chicago	33	2	15	17	12
Colorado	30	3	11	14	4
Columbus	22	4	6	10	2
Dallas	11	1	3	4	0
Detroit	22	1	8	9	12
Edmonton	27	0	7	7	10
Florida	19	1	7	8	4
Los Angeles	37	4	19	23	14
Minnesota	36	5	13	18	10
Montréal	21	4	10	14	14
Nashville	34	5	18	23	12
New Jersey	28	3	8	11	10
NY Islanders	26	2	12	14	4
NY Rangers	24	1	12	13	10
Ottawa	20	2	9	11	6
Philadelphia	28	5	10	15	6
Pittsburgh	13	0	4	4	4
San Jose	36	3	9	12	14
St. Louis	34	5	12	17	6
Tampa Bay	20	3	12	15	10
Toronto	21	0	11	11	10
Vancouver	31	3	10	13	12
Vegas	9	0	0	0	4
Washington	21	1	7	8	6
Winnipeg	33	1	12	13	14
Totals:	798	76	299	375	270

33 ALEX GOLIGOSKI

Drafted: Pittsburgh's 3rd choice (2nd round, 61st overall) in the 2004 Entry Draft
 Acquired: From Dallas in exchange for a fifth round draft choice in the 2016 Entry Draft on June 16, 2016 and then signed to a five-year contract on June 22, 2016

@gollygoose33

2018-19 HIGHLIGHTS

Collected 3-24-27 in 76 games...His 24 assists were third-most on the team and second most by a defenseman...Finished second among team defensemen in points...Finished second on the team in TOI/G (20:49), third in TOI (1,582:05) and third among ARI defensemen in PP TOI/G (1:51)...Ranked second among Coyotes with 154 blocked shots...Registered 20+ assists for the tenth consecutive season...Totaled five multi-point games...Registered a five-game point streak (1-6-7), Oct. 25 - Nov. 2...Recorded three assists vs. CAR, Nov. 2...Posted 1-1-2 vs. DAL, Feb. 9.

2017-18 HIGHLIGHTS

Recorded 12-23-35 in 78 games...His 12 goals marked the second-highest single-season goal total of his career...Finished second among ARI defensemen in goals, assists, points, power-play points (11) and shots (119)...Led ARI with 154 blocked shots...Tied for the team lead with three GWGs...Ranked second on the team in TOI/G (23:17), TOI (1,815) and Shifts/G (28.5)...Totaled six multi-point games...Tallied three assists in season-opener at ANA, Oct. 5...Posted three-game point streak (1-3-4), Oct. 26-30...Had 1-1-2 at PHI, Oct. 30...Notched four-game point streak (1-3-4), Nov. 11-18...Recorded a four-game point streak (1-3-4), Dec. 27 - Jan. 4...Skated in his 700th career NHL game at SJS, Feb. 13...Registered five-game point streak (3-4-7), Feb. 6-13...Scored twice at CAR, Mar. 22.

2016-17 HIGHLIGHTS

Registered 6-30-36 and 28 PIM in 82 games with the Coyotes...Only ARI player to skate in all 82 games...Finished fourth on the team in scoring...Led ARI defensemen and was second on the team in assists...His 130 assists since 2013-14 were tied for 19th-most among League blueliners...Led the team in SH TOI/G (2:27) and SH TOI (202:02)...Ranked second among ARI defensemen in TOI/G (23:19), TOI (1,913) and Shifts/G (28.7)...First on the team with 143 blocked shots...Tallied an assist in team debut vs. PHI, Oct. 15...Notched two assists at OTT, Oct. 18...Posted 1-1-2 vs. NSH, Dec. 10...Skated in 600th NHL game at VAN, Jan. 4...Had a three-game point streak (1-3-4), Feb. 2-9...Earned two assists at LAK, Feb. 16...Recorded three-game assists streak (0-3-3), Feb. 23-26...Collected his 300th NHL point at CHI, Feb. 23...Scored in back-to-back games (2-0-2), Mar. 2-3...Scored and added an assist vs. DET, Mar. 16...Registered a four-game point streak (1-3-4), Mar. 27 - Apr. 2.

2015-16 HIGHLIGHTS

Skated in all 82 games with the Stars, recording 5-32-37...Finished second among team defensemen in points and assists...His plus-21 rating ranked second on DAL and tied for 17th in the NHL...Finished second on the team in TOI/G (23:50)...Played in his 500th NHL game at WSH, Nov. 19...Tallied his 200th career assist vs. MTL, Dec. 19...Had six multi-point games...Collected three assists at VAN, Dec. 3...Recorded a four-game assist streak (0-5-5) from Feb. 29 - Mar. 6...Had two assists and was plus-five vs. NSH, Mar. 29...**2016 Playoffs:** Skated in 13 Stanley Cup Playoff games with DAL, registering 4-3-7...Finished first among Stars defensemen and fourth on the team in postseason scoring...Earned a point in four straight games (3-1-4) from Apr. 22 - May 1.

2014-15 HIGHLIGHTS

Finished third among DAL defensemen with 36 points (4-32-36) in 81 games...Led Stars blueliners and ranked fourth on the team in assists...Became one of just four NHL defensemen to record at least 20 assists in each of their previous six seasons...He was also one of eight blueliners to register six consecutive 25-point seasons...Led the Stars with 157 blocked shots and ranked fourth with 100 hits...Led the team in TOI/G (23:48) for the fifth straight season...Tallied 11 multi-point games...Skated in his 400th career NHL game vs. CHI, Oct. 9...Had two assists at PIT, Oct. 16 and at NYI, Oct. 25...Posted

1-1-2 vs. TBL, Feb. 5...Notched two assists and was plus-three at CHI, Jan. 18.

2013-14 HIGHLIGHTS

Led DAL defensemen with 42 points (6-36-42) in 81 games...Finished tied for 21st among NHL defensemen in points...Also ranked third on the Stars in points and assists...Established a career high for assists in a season, which were tied for ninth in the NHL among defensemen...Led the Stars in TOI/G (24:18)...Ranked tied for third on the team and first among defensemen in power-play points (3-12-15)...His 22 home assists ranked third on DAL...Blocked a team-leading 154 shots...Finished first among Stars defensemen with 141 shots...Tallied three assists and was plus-four at CGY, Nov. 14...Registered two assists and a plus-four rating vs. PHI, Dec. 7...Skated in a season-high 31:58 and notched an assist at SJS, Dec. 21...Had two assists vs. NSH, Dec. 27...Posted two assists with a plus-three rating vs. TOR, Jan. 23...Recorded a four-game assist streak (0-7-7), Jan. 21-27...Had a five-game point streak (3-3-6), Mar. 3-11...Tied a career high with four points and set a new career high for assists in a game (0-4-4) and had a plus-five rating vs. NSH, Mar. 28...**2014 Playoffs:** Appeared in six games against ANA in the WCQF...Recorded 1-3-4 and a team-best plus-seven rating.

2012-13 HIGHLIGHTS

Led Stars defensemen in points (3-24-27 in 47 games) for the second consecutive season...Also led DAL blueliners in shots (80)...Led the team and ranked tied for fifth among NHL defensemen with 24 assists...Tied for the team lead with a plus-four rating...Averaged a team-leading 22:23 TOI/G...Notched five multi-point games...Earned his 100th NHL assist vs. STL, Jan. 26...Skated in his 300th NHL game at LAK, Mar. 21...Collected two assists and his 200th career point vs. LAK, Mar. 31...Scored a goal and added an assist at LAK, Apr. 21.

2011-12 HIGHLIGHTS

Appeared in 71 games in his first full season with the Stars...Recorded 9-21-30 and two PPGs...Led DAL defensemen in goals, assists (tied) and points...Led the team in TOI/G (22:46)...Ranked sixth on the team in shots (140) and fifth in blocked shots (93)...Notched five multi-point games...Scored a goal and added an assist vs. COL, Nov. 4...Posted 1-1-2 at LAK, Jan. 12...Skated in a season-high 30:09 vs. SJS, Mar. 8.

2010-11 HIGHLIGHTS

Totaled 14-32-46 in 83 games with PIT and DAL...Established career highs in games played, points, goals and PPGs (7)...Started the season with PIT, recording 9-22-31 and a plus-20 rating in 60 contests with the Penguins...Acquired by DAL from PIT in exchange for forward James Neal and defenseman Matt Niskanen on Feb. 21, 2011...Collected 5-10-15 in 23 games for the Stars...Scored a career-high four GWGs...Started the season with a seven-game point streak (3-4-7) from Oct. 7-18...Netted his first career GWG vs. NYI, Oct. 15...Recorded a season-best plus-four rating and the GWG vs. BUF, Dec. 11...Set a career high with four points (1-3-4) vs. TBL, Jan. 5...Scored twice and added an assist at MTL, Jan. 12...Made his Stars debut against NJD, Feb. 22...Tallied his first point with DAL (assist) at DET, Feb. 24...Scored a goal for his 100th career NHL point vs. ANA, Mar. 23...Skated in his 200th career NHL contest and had 1-1-2 at MIN, Apr. 10.

2009-10 HIGHLIGHTS

Registered 8-29-37 in 69 games in his first full season with PIT...Finished second among Penguins' defensemen in goals, assists, points and PPGs (2)...Ranked third among PIT blueliners in TOI/G (21:33) and shots (98)...Collected six multi-assist games...Recorded a career-long seven-game point streak (4-4-8), Oct. 14 - 30...Had a three-game goal streak (3-0-3), Oct. 24-30...Skated in a season-high 28:25 at BOS, Nov. 10...Scored a goal and played in his 100th career

NHL game at NYR, Mar. 4...**2010 Playoffs:** Totaled nine points (2-7-9) in 13 Stanley Cup Playoff games with PIT...Tied for first among team defensemen with a plus-four rating...Scored a goal in Game 1 of ECQF vs. OTT...Scored his first career playoff PPG and added an assist in Game 1 of ECSF vs. MTL.

2008-09 HIGHLIGHTS

Appeared in 45 games with PIT, recording 6-14-20...Posted a plus-five rating...Scored four PPGs and eight power-play points...Scored his first career goal/PPG vs. OTT, Oct. 5...Notched his first career multi-point game (1-1-2) vs. BUF, Nov. 15...Posted a four-game point streak (1-3-4) from Nov. 1-11...Registered the first multi-goal game of his career (2-1-3) at BUF, Dec. 22...Also appeared in 26 games with Wilkes-Barre/Scranton, recording 2-16-18...**2009 Playoffs:** Won the 2009 Stanley Cup with the Penguins...Appeared in two games and notched an assist...Made his Stanley Cup Playoffs debut in Game 5 of the ECSF at WSH, May 9...Registered his first career postseason point (assist) in Game 6 of ECSF vs. WSH, May 11...Also tallied a goal and five assists in nine Calder Cup Playoff contests with Wilkes-Barre/Scranton.

2007-08 HIGHLIGHTS

Skated in three games with PIT, recording two assists...Made his NHL debut vs. BOS, Feb. 13...Registered his first NHL point (assist) at OTT, Mar. 1...Totaled 10-28-38 in 70 games with Wilkes-Barre/Scranton...Tied for second on the team with a plus-15 rating...Also ranked tied for third in assists...Led team defensemen in points.

INTERNATIONAL

2012: Represented Team USA at the 2012 IIHF World Championship in Finland and Sweden...Posted 1-4-5 in eight games...**2005:** Skated in seven games with Team USA at the 2005 World Junior Championship in North Dakota and Minnesota, recording one point (0-1-1).

PERSONAL

Nickname is "Goose"... He and his wife, Amanda, have a son, Roman, and daughter, Mila...Favorite player growing up was Nick Lindstrom...Favorite artist is Chris Stapleton... "Shawshank Redemption" is his favorite movie...Enjoys golf and baseball...Skates in Da Beauty League with Derek Stepan during the summer.

PACK FACT


Recorded 24 assists in 2018-19 and is one of just four NHL defensemen to register 20-plus assists in 10 straight seasons (Duncan Keith, Keith Yandle and Ryan Suter).

CAREER HIGHS			
GAMES: 83 (10-11)	GOALS: 14 (10-11)	ASSISTS: 36 (13-14)	POINTS: 46 (10-11)
CAREER HIGHLIGHTS		FIRSTS	
MOST GOALS/GAME: 2 – 3 times (last: 3/22/18 at CAR)&	MOST PIM/GAME: 4 – 12 times (last 10/5/17 at ANA)&	LONGEST ASSIST STREAK: 4 games – 2 times (last: 2/29/16 – 3/6/16)#	FIRST COYOTES GAME: 10/15/16 vs. PHI
MOST ASSISTS/GAME: 4 – 3/28/14 vs. NSH#	MOST SHOTS/GAME: 9 – 3/29/11 at PHX#	LONGEST POINT STREAK: 8 games – 4/11/10 – 10/18/10*	FIRST COYOTES GOAL: 12/10/16 vs. NSH
MOST POINTS/GAME: 4 – 2 times (last: 3/28/14 vs. NSH)#	LONGEST GOAL STREAK: 3 games – 4 times (last 2/10/18 – 2/13/18)&	CAREER HAT TRICKS: None	FIRST COYOTES ASSIST: 10/15/16 vs. PHI
		MULTIPLE POINT GAMES: 65 – last 3/14/19 vs. ANA&	FIRST NHL GAME: 2/13/08 vs. BOS*
			FIRST NHL GOAL: 10/5/08 vs. OTT*
			FIRST NHL ASSIST: 3/1/08 at OTT*

*w/ PIT, #w/DAL, &w/ARI

CAREER STATISTICS

SEASON	TEAM	LEAGUE	GP	REGULAR SEASON								PLAYOFFS					
				G	A	PTS	PP	SH	GW	+/-	PIM	GP	G	A	PTS	PIM	
2003-04	Sioux Falls	USHL	10	0	2	2	-	-	-	-	-5	6	-	-	-	-	-
2004-05	Minnesota	NCAA	33	5	15	20	3	-	-	-	-	44	-	-	-	-	-
2005-06	Minnesota	NCAA	41	11	28	39	4	-	1	23	63	-	-	-	-	-	-
2006-07	Minnesota	NCAA	44	9	30	39	-	-	3	27	51	-	-	-	-	-	-
2007-08	Pittsburgh	NHL	3	0	2	2	0	0	0	2	2	-	-	-	-	-	-
	Wilkes-Barre	AHL	70	10	28	38	7	0	4	15	53	23	4	24	28	18	
2008-09	Pittsburgh	NHL	45	6	14	20	4	0	0	5	16	2	0	1	1	0	
	Wilkes-Barre	AHL	26	2	16	18	1	0	0	-1	16	9	1	5	6	10	
2009-10	Pittsburgh	NHL	69	8	29	37	2	0	0	7	22	13	2	7	9	2	
2010-11	Pittsburgh	NHL	60	9	22	31	4	0	4	20	28	-	-	-	-	-	
	Dallas	NHL	23	5	10	15	3	0	0	0	12	-	-	-	-	-	
2011-12	Dallas	NHL	71	9	21	30	2	0	1	0	16	-	-	-	-	-	
2012-13	Dallas	NHL	47	3	24	27	0	0	0	4	18	-	-	-	-	-	
2013-14	Dallas	NHL	81	6	36	42	3	0	0	9	28	6	1	3	4	8	
2014-15	Dallas	NHL	81	4	32	36	0	0	0	0	24	-	-	-	-	-	
2015-16	Dallas	NHL	82	5	32	37	1	0	1	21	34	13	4	3	7	6	
2016-17	Arizona	NHL	82	6	30	36	1	1	0	-9	28	-	-	-	-	-	
2017-18	Arizona	NHL	78	12	23	35	3	0	3	-31	26	-	-	-	-	-	
2018-19	Arizona	NHL	76	3	24	27	1	0	0	-7	16	-	-	-	-	-	
FRANCHISE TOTALS			236	21	77	98	5	1	3	-47	70	-	-	-	-	-	
NHL TOTALS			798	76	299	375	24	1	9	21	270	34	7	14	21	16	



Right Wing

6'1" | 188

Shoots: Left

Born: October 5, 1987

Villach, Austria

Age: 31

Career vs. NHL

TEAM	GP	G	A	PTS	PIM
Anaheim	18	7	3	10	2
Arizona	12	3	5	8	4
Boston	26	8	4	12	0
Buffalo	22	10	4	14	0
Calgary	13	4	3	7	2
Carolina	27	10	4	14	2
Chicago	16	2	1	3	2
Colorado	13	3	2	5	6
Columbus	18	9	5	14	4
Dallas	12	1	1	2	0
Detroit	17	3	2	5	2
Edmonton	13	5	4	9	8
Florida	24	6	3	9	0
Los Angeles	16	6	5	11	0
Minnesota	14	2	2	4	2
Montréal	22	4	2	6	6
Nashville	15	2	3	5	10
New Jersey	29	5	3	8	14
NY Islanders	12	2	1	3	2
NY Rangers	26	4	0	4	6
Ottawa	24	7	4	11	6
Philadelphia	33	11	8	19	6
Pittsburgh	37	12	6	18	2
San Jose	13	3	1	4	0
St. Louis	13	3	3	6	0
Tampa Bay	22	12	3	15	0
Toronto	22	9	5	14	6
Vancouver	11	1	2	3	2
Vegas	6	2	2	4	4
Washington	27	3	3	6	0
Winnipeg	21	8	4	12	6
Totals:	594	167	98	265	104

40 MICHAEL GRABNER

Drafted: Vancouver's 1st choice (1st round, 14th overall) in the 2006 Entry Draft

Acquired: Signed as a free agent on July 1, 2018

@grabs40

grabner40

2018-19 HIGHLIGHTS

Recorded 9-7-16 in 41 games in his first season with the Coyotes...Scored an NHL-leading six SHGs...His nine SHPs (shorthanded points) also led the League...Six SHGs are the most scored by a player in a season since 2015-16...He is now tied for second among all active players with 21 career SHGs... Scored the second-most SHGs in a season in franchise history (7 – Dave McLlwain)...Scored his first two goals as a Coyote vs. TBL, Oct. 27...Matched a career high with a six-game point streak (4-4-8), Oct. 25 – Nov. 8...Missed 41 games due to an upper-body injury...Scored twice vs. LAK, Mar. 9.

2017-18 HIGHLIGHTS

Totaled 27-9-36 and was +11 in 80 games with NYR and NJD... Scored 20+ goals for the fourth time in his career...Began the season with the Rangers...Collected 25-6-31 in 59 contests... Finished tied for second on NYR in goals...His 24 even-strength goals led the team...Scored twice vs. ARI, Oct. 26...Scored two goals vs. CBJ, Nov. 6...Recorded a four-game point streak (4-1-5), Nov. 4-11...Scored a hat trick (3-0-3) vs. CAR, Dec. 1...Skated in his 500th career NHL game at PIT, Dec. 5... Registered a four-game point streak (3-1-4), Dec. 13-19... Scored twice at OTT, Feb. 17...Traded to the Devils on Feb. 22...Posted 2-3-5 in 21 games with NJD...Scored his first goal and multi-point game (1-1-2) as a Devil at VGK, Mar. 14...**2018 Playoffs:** Skated in two games of the ECQF against TBL.

2016-17 HIGHLIGHTS

Registered 27-13-40 in 76 games in his first season with NYR... Established a career-high plus-minus rating (+22)...Matched his careers highs in even-strength goals (26) and GWGs (3)... Tied for ninth in the NHL in even-strength goals...Finished as one of three NHL players who scored 27 or more goals and had a +22 rating (Connor McDavid and T.J. Oshie)...Led NYR in even-strength goals and plus-minus...Ranked second on the team in goals...His 37 even-strength points ranked fourth among all Rangers...36 of his 40 points were either a goal or the primary assist on a goal...Led NYR forwards in SH TOI (128:24)...Totaled 11 multi-point games...Skated in his Rangers debut and scored his first goal with the team vs. NYI, Oct. 13...Skated in his 400th career NHL game vs. SJS, Oct. 17...Scored his third career hat trick (3-0-3) and was +4 vs. TBL, Oct. 30...Posted 1-1-2 and was +3 vs. EDM, Nov. 3... Had 1-1-2 and was +2 at BOS, Nov. 5...Scored twice at EDM, Nov. 13 to become just the second Ranger since 1990-91 to score 10 or more even-strength goals in the first 16 games of a season...Registered a +20 rating through the season's first 22 games, becoming the first NHL player to do so since 2006-07 (Nicklas Lidstrom)...Selected as the NHL's First Star of the Week for the week ending Jan. 8 after totaling 5-2-7, two GWGs and a +7 rating in three games that week...Collected 2-1-3 and was +4 at PHI, Jan. 4...Recorded his second hat trick of the season and tied single-game career highs with four points (3-1-4) and plus-minus (+4) and also tallied his 200th NHL point at CBJ, Jan. 7...Was the first NYR player to record a +4 rating in consecutive games since 1978 (Pat Hickey)...Scored twice including his 20th goal of the season in the 46th game of the season at TOR, Jan. 19...Registered a four-game point streak (4-2-6), Feb. 5-11...**2017 Playoffs:** Totaled 4-2-6 and was +4 in 12 Stanley Cup Playoff games...Set playoff career highs in games, goals, points, plus-minus and shots (26)...Tied for the NHL lead in SHGs (1)...Tied for the team lead in goals, SHGs and GWGs (1)...Tied for fourth in postseason points on the team...Scored a goal in each of the first two games of the ECQF vs. MTL...Tallied a playoff career-high four-game point streak (2-2-4) from Game 2 of ECSF at OTT, Apr. 29 to Game 5 at OTT, May 6...Scored his first career NHL playoff SHG in Game 2 at OTT, Apr. 29...Scored his first career Stanley Cup Playoff GWG in Game 3 vs. OTT, May 2.

2015-16 HIGHLIGHTS

Collected 9-9-18 in a career-high 80 games with TOR...Led Maple Leafs' forwards in games played...Finished second among League forwards and sixth in the NHL in SH TOI (248:29)...Was one of three TOR skaters who scored a SHG... Scored his first goal as a Maple Leaf at WPG, Dec. 2... Established a single-game career high with four points (2-2-4) and a +4 rating vs. LAK, Dec. 19...Recorded his 100th career NHL goal at NYI, Dec. 27...Became the second Austrian-born player in NHL history to score 100 career goals.

2014-15 HIGHLIGHTS

Skated in 34 games with NYI...Totaled 8-5-13 and a +4 rating... Skated in his 300th career NHL game at PHI, Feb. 5...**2015 Playoffs:** Skated in two Stanley Cup Playoff contests...Notched an assist in Game 1 of the ECQF at WSH, Apr. 15.

2013-14 HIGHLIGHTS

Collected 12-14-26 in 64 appearances with NYI...Tied for fifth in the NHL and first on the Islanders with three SHGs...Tied for second on the team in shorthanded points (three) and tied for fourth with two GWGs...Scored a team-high two OT goals... Totaled eight multi-point games...Recorded 2-1-3 in season opener at NJD, Oct. 4...Set a single-game career high with three assists vs. PHX, Oct. 8...Scored twice including a SHG at NYR, Dec. 20...Scored two SHGs vs. TOR, Feb. 27.

2012-13 HIGHLIGHTS

Posted 16-5-21 and was +4 in 45 games with NYI...Ranked second on the Islanders in goals...Matched his career high with three GWGs, which ranked second on the team...Tied for the team lead with one SHG...His 108 shots ranked third on NYI... Tallied a three-game point streak (3-2-5) to start the season, Jan. 19-24...Registered 2-1-3 including his 100th career NHL point and was +3 at TOR, Jan. 24...Recorded a three-game goal/point streak (3-0-3), Mar. 3-7...Skated in his 200th career NHL game at PIT, Mar. 10...Scored twice including the GWG vs. FLA, Apr. 16...**2013 Playoffs:** Skated in six Stanley Cup Playoff games, totaling 1-3-4 and a +2 rating...Tied for the team lead in playoff assists and plus-minus...Was fourth on the Islanders in postseason points...Notched his first career NHL playoff assist in Game 3 of ECQF vs. PIT, May 5...Recorded 1-1-2 and was +2 in Game 6 vs. PIT, May 11.

2011-12 HIGHLIGHTS

Registered 20-12-32 in 78 contests with the Islanders...Scored three GWGs, which tied his career high and ranked third on the team...Finished fourth on NYI in goals...Skated in his 100th career NHL game vs. NYR, Oct. 15...Posted 1-2-3 vs. PHI, Nov. 23.

2010-11 HIGHLIGHTS

Recorded 34-18-52 and a +13 rating in 76 games with NYI... Established career highs in goals, assists, points, SHGs (six), GWGs (three) and shots (228)...Selected as a finalist for the Calder Trophy as the NHL's Rookie of the Year...Named to the NHL's All-Rookie Team...Ranked second in the NHL in SHGs and tied for second in the League in shorthanded points...Tied for eighth in the NHL in goals and even-strength goals (26)... Led NHL rookies in goals, SHGs and shorthanded points... Finished second among League rookies in shots and third in points...Led the Islanders in goals and tied for the team lead in plus-minus...Finished fourth on the team in points...Collected 13 multi-point games...Registered a six-game point streak (5-2-7), Jan. 13-23...Posted a career-high six-game goal and point streak (10-3-13), Feb. 5-15...Scored a hat trick (3-0-3) at BUF, Feb. 13...Participated in the 2011 NHL SuperSkills competition during NHL's All-Star Weekend...Won the fastest skater competition (14.238 seconds)...Selected as the NHL's Rookie of the Month for February after he totaled 10-6-16 in 14 games...Posted a career-long three-game assist streak from Mar. 18-22

2009-10 HIGHLIGHTS

Skated in 20 games with the Canucks...Recorded 5-6-11 and was +2...Scored two PPGs and one GWG...Tallied his first NHL assist/point in his NHL debut at CGY, Oct. 16...Scored his first NHL goal at CHI, Oct. 21...Recorded his first NHL multi-point game (0-2-2) vs. TOR, Oct. 24...Scored his first NHL hat trick at ANA, Apr. 2...Notched a three-game point streak (3-2-5), Mar. 30 – Apr. 2...**2010 Playoffs:** Skated in nine Stanley Cup Playoff games...Made his NHL postseason debut in Game 2 of the WCQF vs. LAK, Apr. 17...Registered his first career NHL playoff goal/point in Game 1 of WCSF at CHI, May 1.

PERSONAL

Nickname is “Grabs”...Enjoys golf, football and traveling...Favorite TV show is Game of Thrones...Wayne Gretzky was his favorite NHL player growing up...FC Bayern Munich (soccer) is his favorite sports team...He and his wife, Heather, have two kids, Olivia and Adam.

INTERNATIONAL

2016: Scored one goal in three games during Olympic qualification for participation in the 2018 Winter Olympics...**2014:** Totaled 5-1-6 in four games while representing Austria at the Winter Olympics in Sochi, Russia...Tied for first among all skaters in goals...**2012:** Collected four assists in five games to help Austria win a silver medal at the IIHF World Championship Division 1...**2009:** Scored five goals in three games during Olympic qualification games...**2005:** Totaled 1-2-3 in four games to help Austria win bronze at the IIHF World Junior Championship Division 1...Recorded 4-1-5 in four games with Austria at the IIHF World U18 Championship Division 1...**2004:** Collected 3-1-4 and was +3 in five games with Austria at the IIHF World U18 Championship Division 1.

PACK FACT


He led the NHL with six SHGs last season in only 41 games played.

CAREER HIGHS							
GAMES: 80 (2x)		GOALS: 34 (10-11)		ASSISTS: 18 (10-11)		POINTS: 52 (10-11)	
CAREER HIGHLIGHTS				FIRSTS			
MOST GOALS/GAME: 3 – 5 times (last 12/11/17 vs. CAR)#	MOST SHOTS/GAME: 9 – 3/18/11 at CAR*	LONGEST POINT STREAK: 6 games – 3 times (last 10/25/18 – 11/8/18)!		FIRST COYOTES GAME: 10/4/18 at DAL	FIRST NHL GAME: 10/16/09 at CGY^		
MOST ASSISTS/GAME: 3 – 10/8/13 vs. PHX*	LONGEST GOAL STREAK: 6 games - 2/5/11 – 2/15/11*	CAREER HAT TRICKS: 5 (last 12/11/17 vs. CAR)#		FIRST COYOTES GOAL: 10/27/18 vs. TBL	FIRST NHL GOAL: 10/21/09 at CHI^		
MOST POINTS/GAME: 4 – 2 times (last 1/7/17 at CBJ)#	LONGEST ASSIST STREAK: 3 games – 3/18/11 – 3/22/11*	MULTIPLE POINT GAMES: 54 (last 3/9/19 vs. LAK)!		FIRST COYOTES ASSIST: 10/10/18 at ANA	FIRST NHL ASSIST: 10/16/09 at CGY^		
MOST PIM/GAME: 4 – 2 times (last 11/29/18 at NSH)!							

^w/VAN, *w/NYI, #w/NYR, &w/NJD, !w/ARI

CAREER STATISTICS

SEASON	TEAM	LEAGUE	GP	REGULAR SEASON								PLAYOFFS				
				G	A	PTS	PP	SH	GW	+/-	PIM	GP	G	A	PTS	PIM
2004-05	Spokane	WHL	58	13	11	24	0	1	1	-2	18	-	-	-	-	-
2005-06	Spokane	WHL	67	36	14	50	5	3	3	-2	28	-	-	-	-	-
2006-07	Spokane	WHL	55	39	16	55	12	4	4	3	34	6	0	1	1	2
	Manitoba	AHL	2	1	1	2	0	0	0	2	0	6	0	0	0	0
2007-08	Manitoba	AHL	74	22	22	44	5	0	5	5	8	6	3	0	3	2
2008-09	Manitoba	AHL	66	30	18	48	4	0	7	22	20	20	10	7	17	2
2009-10	Manitoba	AHL	38	15	11	26	3	0	4	-2	6	-	-	-	-	-
	Vancouver	NHL	20	5	6	11	2	0	1	2	8	9	1	0	1	0
2010-11	NY Islanders	NHL	76	34	18	52	2	6	3	13	10	-	-	-	-	-
2011-12	NY Islanders	NHL	78	20	12	32	1	1	3	-18	12	-	-	-	-	-
2012-13	NY Islanders	NHL	45	16	5	21	2	1	3	4	12	6	1	3	4	0
2013-14	NY Islanders	NHL	64	12	14	26	0	3	2	-10	12	-	-	-	-	-
2014-15	NY Islanders	NHL	34	8	5	13	0	0	0	4	4	2	0	1	1	2
2015-16	Toronto	NHL	80	9	9	18	0	1	2	-4	12	-	-	-	-	-
2016-17	NY Rangers	NHL	76	27	13	40	0	1	3	22	10	12	4	2	6	0
2017-18	NY Rangers	NHL	59	25	6	31	0	1	2	11	12	-	-	-	-	-
	NJ Devils	NHL	21	2	3	5	0	1	1	0	4	2	0	0	0	0
2018-19	Arizona	NHL	41	9	7	16	0	6	1	-2	8	-	-	-	-	-
Franchise Totals			41	9	7	16	0	6	1	-2	8	-	-	-	-	-
NHL Totals			594	167	98	265	7	21	21	22	104	31	6	6	12	2



Center

6'1" | 190

Shoots: Left

Born: June 9, 2000

Peterborough, Ontario

Age: 19

Career vs. NHL

TEAM	GP	G	A	PTS	PIM
Anaheim	0	0	0	0	0
Arizona	0	0	0	0	0
Boston	0	0	0	0	0
Buffalo	0	0	0	0	0
Calgary	0	0	0	0	0
Carolina	0	0	0	0	0
Chicago	0	0	0	0	0
Colorado	0	0	0	0	0
Columbus	0	0	0	0	0
Dallas	0	0	0	0	0
Detroit	0	0	0	0	0
Edmonton	0	0	0	0	0
Florida	0	0	0	0	0
Los Angeles	0	0	0	0	0
Minnesota	0	0	0	0	0
Montréal	0	0	0	0	0
Nashville	0	0	0	0	0
New Jersey	0	0	0	0	0
NY Islanders	0	0	0	0	0
NY Rangers	0	0	0	0	0
Ottawa	0	0	0	0	0
Philadelphia	0	0	0	0	0
Pittsburgh	0	0	0	0	0
San Jose	0	0	0	0	0
St. Louis	0	0	0	0	0
Tampa Bay	0	0	0	0	0
Toronto	0	0	0	0	0
Vancouver	0	0	0	0	0
Vegas	0	0	0	0	0
Washington	0	0	0	0	0
Winnipeg	0	0	0	0	0
Totals:	0	0	0	0	0

29 BARRETT HAYTON

Drafted: Arizona's 1st choice (1st round, 5th overall) in the 2018 Entry Draft

@BarrettHayton

barretthayton

2018-19 HIGHLIGHTS

Registered 26-40-66 in 39 games as captain of Sault Ste. Marie (OHL)...Set OHL career highs in goals, assists, points and SHGs...Third on the Greyhounds in assists and points...Scored eight PPGs, which matched his career high...His five SHGs led the team...Averaged a career-high 1.69 points/g, which ranked second-best on SSM and third in the OHL...Collected 22 multi-point games...Started the regular season with a six-game point streak (5-6-11), Oct. 10-20...Recorded a 16-game point streak (13-15-28), Oct. 26 – Jan. 12...Named OHL First Star on Nov. 18 after a career-high four points against WIN, matched a Greyhounds franchise record with two SHGs before tallying two assists...Finished the regular season on a seven-game point streak (7-10-17), Feb. 9 – Mar. 15...Recorded his first-career hat trick and totaled 3-1-4 vs. LDN, Mar. 15... Selected as OHL Third Star on Mar. 14 following an OT GWG and 1-1-2... Totaled 6-10-16 in 11 postseason contests...Named OHL First Star on Mar. 25 after he collected 1-3-4 in playoff win at OS, Mar. 27...Tallied four-game postseason point streak (4-6-10), Mar. 23-29.

2017-18 HIGHLIGHTS

Played in 63 games with Sault Ste. Marie, recording 21-39-60...Won the OHL Scholastic Player of the Year (Bobby Smith Trophy)...Scored eight PPGs and five GWGs...Tallied 16 multi-point games...Registered a season-high seven-game point streak (3-6-9), Oct. 11-28...Recorded three consecutive multi-point games (1-1-2 vs. FLNT, Dec. 29, 1-1-2 vs. GUE, Dec. 30 & 0-2-2 at MISS, Jan. 4)... Selected for 2018 Sherwin-Williams CHL/NHL Top Prospects Game (Jan. 25 @ GUE) ...Recorded a five-game point streak (1-5-6), Jan. 28 – Feb. 8...Recorded 8-13-21 with four PPGs in 24 playoff games...Scored twice vs. OS, Apr. 13.

2016-17 HIGHLIGHTS

Registered 9-18-27 and 36 PIM in 63 games with Sault Ste. Marie...Tallied four multi-point games...Recorded his first OHL assist/point vs. OSH, Sept. 24...Scored his first OHL goal (GWG) at WSR, Sept. 29...Scored twice vs. NB, Oct. 8 and at GUE, Mar. 3...Collected three assists vs. KIT, Mar. 10...Scored two goals in nine playoff appearances with the Greyhounds... Recipient of the Hounds Scholastic Player of the Year Award (2016-17).

INTERNATIONAL CAREER

2019: Played for Team Canada at the 2019 IIHF World Junior Championship...Registered three assists in five games...**2018:** Member of Canada White at the 2018 Sport Chek World Junior Showcase...**2017:** Member of gold-medal winning Team Canada at 2017 Ivan Hlinka Cup...Totaled 3-3-6 in five contests...**2016:** Played for Canada White and finished fourth at the 2016 World Under-17 Hockey Challenge in Sault Ste. Marie, Ont...Recorded 1-1-2 in seven games.

PERSONAL

Nickname is "Hayts"...Jonathan Toews was his favorite player growing up...Drake, Glack and Post Malone are his favorite music artists...Good Will Hunting is his favorite movie...Enjoys basketball and playing golf...Playing for Team Canada at the World Junior Championship is his favorite hockey moment.

PACK FACT

Recorded a career-high 26-40-66 in 39 games with Sault Ste. Marie (OHL) last season.

OHL CAREER HIGHS				
GAMES: 63 (2x)		GOALS: 26 (18-19)		POINTS: 66 (18-19)
CAREER HIGHLIGHTS			FIRSTS	
MOST GOALS/GAME: -	MOST SHOTS/GAME: -	LONGEST POINT STREAK: -		FIRST COYOTES GAME: -
MOST ASSISTS/GAME: -	LONGEST GOAL STREAK: -	CAREER HAT TRICKS: -		FIRST COYOTES GOAL: -
MOST POINTS/GAME: -	LONGEST ASSIST STREAK: -	MULTIPLE POINT GAMES: -		FIRST COYOTES ASSIST: -
MOST PIM/GAME: -				FIRST NHL ASSIST: -

CAREER STATISTICS

SEASON	TEAM	LEAGUE	GP	REGULAR SEASON								PLAYOFFS				
				G	A	PTS	PP	SH	GW	+/-	PIM	GP	G	A	PTS	PIM
2016-17	Sault Ste. Marie	OHL	63	9	18	27	0	0	1	2	36	9	2	0	2	4
2017-18	Sault Ste. Marie	OHL	63	21	39	60	8	0	5	24	32	24	8	13	21	16
2018-19	Sault Ste. Marie	OHL	39	26	40	66	8	5	2	20	42	11	6	10	16	16
FRANCHISE & NHL TOTALS			-	-	-	-	-	-	-	-	-	-	-	-	-	-



Right Wing

5'9" | 173

Shoots: Right

Born: April 3, 1994

Chicago, Illinois

Age: 25

Career vs. NHL

TEAM	GP	G	A	PTS	PIM
Anaheim	9	3	3	6	0
Arizona	3	0	0	0	0
Boston	3	0	2	2	0
Buffalo	5	0	0	0	2
Calgary	8	1	1	2	0
Carolina	4	1	1	2	0
Chicago	3	2	0	2	0
Colorado	8	2	2	4	4
Columbus	4	0	2	2	2
Dallas	6	1	2	3	0
Detroit	5	2	2	4	0
Edmonton	8	1	2	3	9
Florida	5	0	0	0	2
Los Angeles	7	1	1	2	0
Minnesota	10	1	2	3	2
Montréal	2	0	0	0	0
Nashville	8	2	2	4	2
New Jersey	3	0	0	0	2
NY Islanders	4	0	0	0	0
NY Rangers	5	1	0	1	4
Ottawa	5	2	4	6	0
Philadelphia	4	0	1	1	4
Pittsburgh	2	0	0	0	0
San Jose	8	1	2	3	0
St. Louis	9	2	2	4	2
Tampa Bay	5	1	1	2	0
Toronto	4	1	1	2	0
Vancouver	8	1	8	9	4
Vegas	5	1	4	5	0
Washington	5	1	2	3	2
Winnipeg	13	1	2	3	6
Totals:	178	29	49	78	47

13 VINNIE HINOSTROZA

Drafted: Chicago's 6th choice (6th round, 169th overall) in the 2012 Entry Draft
 Acquired: From Chicago with Jordan Oesterle, a 2019 third round draft choice and the contract of Marian Hossa in exchange for Marcus Kruger, Jordan Maletta, Andrew Campbell, MacKenzie Entwistle and a 2019 fifth round draft choice.

@Hinostroza12

vinnie_hinostroza

2018-19 HIGHLIGHTS

Registered 16-23-39 with 14 PIM in 72 games in his first season with the Coyotes...Finished with the second-most goals on the team...Tied for third on ARI with three GWGs... Scored three PPGs...Led the team with 10 road goals...Set career highs in games, goals, assists, points, PPGs, GWGs and shots (152)...Totaled nine multi-point games...Led the team in scoring with 12-13-25 over the final 34 games of the season and finished tied with Clayton Keller for the most road points (10-13-23)...Scored twice at CHI, Oct. 18...Posted 1-1-2 vs. TBL, Oct. 27...Recorded 2-1-3 at OTT, Jan. 22...Posted a three-game point streak (1-2-3), Feb. 19-24...Notched three assists vs. VAN, Feb. 28...Totaled 1-1-2 vs. DET, Mar. 2... Registered his first NHL hat trick (3-0-3), vs. ANA, Mar. 14... Posted a three-game point streak (1-3-4), Mar. 29 - Apr. 2... Skated in season-high 21:46 vs. LAK, Apr. 2.

2017-18 HIGHLIGHTS

Skated in 50 games with the Blackhawks...Registered then career highs in games, goals (7), assists (18), points (25), PPGs (1), power-play points (5) and shots (86)...Scored at WPG, Dec. 14...Registered career-high six-game point streak (2-6-8), Dec. 29 - Jan. 9...Collected 1-2-3 vs. VGK, Jan. 5...Had 1-1-2 at NSH, Jan. 30...Posted three-game point streak (2-2-4), Jan. 24-30...Tallied two assists vs. WSH, Feb. 17 and at ANA, Mar. 4...Skated in season-high 17:56 vs. VAN, Mar. 22...Appeared in 100th career NHL game vs. SJS, Mar. 26...Recorded 9-13-22 in 23 games with Rockford (AHL)...Was plus-seven...Scored one PPG and three GWGs...Totaled six multi-point games.

2016-17 HIGHLIGHTS

Registered 6-8-14 and 17 PIM in 49 games with CHI...Tied for second among Blackhawks' rookies in goals...Scored first career NHL goal, assist and multi-point game (1-2-3), at VAN, Nov. 19...Recorded three-game point streak (2-2-4), Dec. 17-20...Posted 1-1-2 vs. SJS, Dec. 18...Skated in season-high 17:31 at CAR, Dec. 30...Collected 3-4-7 with four PIM in 15 games with Rockford.

2015-16 HIGHLIGHTS

Appeared in seven games with the Blackhawks...Made NHL debut vs. CBJ, Oct. 17...Registered 18-33-51 and was plus-seven in 66 games with Rockford...Scored three PPGs, one SHG and three GWGs...Led the IceHogs in points...Ranked fourth on the team in goals and second in assists...Had 13 multi-point games...Recorded seven-game point streak (2-6-8), Mar. 30 - Apr. 10...Skated in three Calder Cup Playoff contests.

2014-15 HIGHLIGHTS

Appeared in five games with Rockford...Tallied two assists... Made AHL/professional debut vs. GR, Apr. 3...Recorded first AHL assist/point vs. RCH, Apr. 4...Skated in all 42 games as a sophomore at Notre Dame...Registered career highs in goals (11), assists (33) and points (44)...His 44 points and 33 assists led the team...Earned 30 points (6-24-30) in 22 Hockey East games to finish fourth in the league in scoring...His 24 assists ranked second in Hockey East...Totaled four PPGs and three GWGs...Finished the season with a team-high 48 PIM...Posted a plus-five rating...Recorded a career-long, eight-game point streak (Jan. 18 - Feb. 13) in which he scored four goals and added 12 assists for 16 points...Posted five three-point games, including a goal and two assists vs. Niagara (Oct. 25)...Skated in six playoff games, scoring three goals and adding three assists for six points...Named the team's Offensive Player of the Year...Signed a three-year entry-level contract with the Chicago Blackhawks following the season.

2013-14 HIGHLIGHTS

Played in 34 games as a freshman at Notre Dame...Totaled 8-24-32 to rank second on the Irish in assists and third in points...Scored two PPGs and two GWGs...Was plus-six... Totaled six multi-point games including three three-point contests...Selected as Hockey East Rookie of the Week three times (Oct. 21, Jan. 12 and March 3)...Named Hockey East Rookie of the Month in October and HCA National Rookie of the Month for October...Played for the 2014 U.S. Junior National Team...Tied for team lead in goals (3) and second in points (5)... Had 2-2-4 in 8-0 win over Germany...Played in six postseason games with 1-3-4...Honored as the team's Rookie of the Year.

INTERNATIONAL

2014: Selected to 2014 U.S. Junior National Team at the IIHF World Junior Championships in Malmo, Sweden...Ranked second on the team in goals (2) and third in points (5) in five games...**2012:** Played for the U.S. Junior Select Team that won World Junior A Challenge in Yarmouth, Nova Scotia...Scored a U.S. tournament record six goals and won MVP...**2011:** Played for Team USA in the 2011 Under-19 World Junior A Challenge... Ranked third on the team in scoring with 1-3-4...Helped team win bronze medal and was named U.S. player of the game three times... Played at the Under-18 USA Select Team that finished fifth at the 2011 Ivan Hlinka Tournament...Finished second in team scoring with 2-2-4 in four games.

PERSONAL

Nicknames are "Vinnie" and "Hino"...Mario Lemieux was his favorite hockey player growing up...Drake is his favorite artist...Enjoys football and is a fan of the Chicago Cubs... Earning a scholarship to Notre Dame is his most memorable hockey moment...Enjoys fishing and the outdoors...Took batting practice with the D-backs on Sept. 3, 2019.

PACK FACT


Led the team with 12-13-25 over the final 34 games of the season and his eight third period goals were tied for the team lead.

CAREER HIGHS									
GAMES: 72 (18-19)		GOALS: 16 (18-19)		ASSISTS: 23 (18-19)		POINTS: 39 (18-19)			
CAREER HIGHLIGHTS				FIRSTS					
MOST GOALS/GAME: 3 – 3/14/19 vs. ANA*		MOST SHOTS/GAME: 8 – 3/14/19 vs. ANA*		LONGEST POINT STREAK: 6 games – 12/29/17 – 1/9/18^		FIRST COYOTES GAME: 10/4/18 at DAL		FIRST NHL GAME: 10/17/15 vs. CBJ^	
MOST ASSISTS/GAME: 3 – 2/28/19 vs. VAN*		LONGEST GOAL STREAK: 2 games – 6 times (last 3/12/19 – 3/14/19)*		CAREER HAT TRICKS: 1 – 3/14/19 vs. ANA*		FIRST COYOTES GOAL: 10/18/18 at CHI		FIRST NHL GOAL: 11/19/16 at VAN^	
MOST POINTS/GAME: 3 – 5 times (last 3/14/19 vs. ANA)*		LONGEST ASSIST STREAK: 3 games – 1/5/18 – 1/9/18^		MULTIPLE POINT GAMES: 16 – (last 3/29/19 at COL)*		FIRST COYOTES ASSIST: 10/16/18 at MIN		FIRST NHL ASSIST: 11/19/16 at VAN^	
MOST PIM/GAME: 7 – 2/11/17 at EDM^									

^w/CHI, *w/ARI

CAREER STATISTICS

SEASON	TEAM	LEAGUE	GP	REGULAR SEASON								PLAYOFFS				
				G	A	PTS	PP	SH	GW	+/-	PIM	GP	G	A	PTS	PIM
2010-11	Waterloo	USHL	50	8	14	22	-	-	-	-1	36	-	-	-	-	-
2011-12	Waterloo	USHL	55	20	24	44	-	-	-	11	56	1	0	0	0	0
2012-13	Waterloo	USHL	46	25	35	60	-	-	-	22	14	5	4	3	7	8
2013-14	Notre Dame	NCAA	34	8	24	32	2	-	2	6	4	-	-	-	-	-
2014-15	Notre Dame	NCAA	42	11	33	44	4	-	3	5	48	-	-	-	-	-
2015-16	Rockford	AHL	5	0	2	2	0	0	0	-2	0	-	-	-	-	-
	Chicago	NHL	7	0	0	0	0	0	0	-1	6	-	-	-	-	-
2016-17	Rockford	AHL	66	18	33	51	3	1	3	7	24	3	0	0	0	2
	Chicago	NHL	49	6	8	14	0	0	2	-1	17	1	0	0	0	0
2017-18	Rockford	AHL	15	3	4	7	0	0	0	-8	4	-	-	-	-	-
	Chicago	NHL	50	7	18	25	1	0	1	5	10	-	-	-	-	-
2018-19	Rockford	AHL	23	9	13	22	1	1	3	7	8	-	-	-	-	-
	Arizona	NHL	72	16	23	39	3	0	3	-4	14	-	-	-	-	-
FRANCHISE TOTALS			72	16	23	39	3	0	3	-4	14	-	-	-	-	-
NHL TOTALS			178	29	49	78	4	0	6	-1	47	1	0	0	0	0



Defense

6'3" | 197

Shoots: Left

Born: June 6, 1987

Eksjo, Sweden

Age: 32

Career vs. NHL

TEAM	GP	G	A	PTS	PIM
Anaheim	32	1	4	5	10
Arizona	26	1	4	5	10
Boston	14	0	2	2	2
Buffalo	15	1	5	6	23
Calgary	32	2	8	10	14
Carolina	16	0	3	3	8
Chicago	5	0	0	0	2
Colorado	38	0	7	7	14
Columbus	36	0	5	5	16
Dallas	42	3	6	9	30
Detroit	34	1	4	5	14
Edmonton	37	2	8	10	4
Florida	16	0	2	2	8
Los Angeles	33	2	4	6	8
Minnesota	41	0	7	7	20
Montréal	15	0	4	4	6
Nashville	44	2	11	13	12
New Jersey	17	1	1	2	0
NY Islanders	16	1	5	6	4
NY Rangers	15	0	2	2	6
Ottawa	13	0	1	1	2
Philadelphia	15	0	4	4	8
Pittsburgh	12	1	2	3	0
San Jose	36	4	8	12	18
St. Louis	44	1	6	7	19
Tampa Bay	14	0	4	4	10
Toronto	13	0	3	3	2
Vancouver	36	0	8	8	18
Vegas	7	0	3	3	2
Washington	13	0	3	3	2
Winnipeg	26	1	4	5	8
Totals:	753	24	138	162	300

4 NIKLAS HJALMARSSON

Drafted: Chicago's 5th choice (4th round, 108th overall) in the 2005 Entry Draft
 Acquired: From Chicago in exchange for Connor Murphy and Laurent Dauphin on June 23, 2017

2018-19 HIGHLIGHTS

Recorded 10 assists and skated in all 82 games in his second season as an alternate captain with the Coyotes...Finished second on the team in plus-minus (+8)...Led the team and ranked second in the NHL with a career-high 187 blocked shots...Is one of five players to block 100 shots or more in every season since 2009-10...Led all Coyotes in SH TOI/G (3:10) and SH TOI (259:25)...Was a team-best +17 in 41 home games...Played in his 700th NHL game at BOS, Dec. 11...Skated in a season-high 25:06 vs. WPG, Feb. 24.

2017-18 HIGHLIGHTS

Skated in 48 games with ARI...Totaled 1-8-9 and 18 PIM...Missed 34 games due to injury...Led ARI in SH TOI/G (2:28)...Ranked second on the team with 118 blocked shots and in TOI/G (20:42)...Skated in 22:09 in ARI debut at ANA, Oct. 5...Tallied two assists at PHI, Oct. 30...Appeared in season-high 26:04 vs. CBJ, Jan. 25...Scored first goal with Coyotes at EDM, Mar. 5.

2016-17 HIGHLIGHTS

Registered 5-13-18 with 20 PIM in 73 games with CHI...Posted a plus-12 rating...Set a career high for goals in a season...Led the Blackhawks in blocked shots (181), SH TOI/G (2:48) and SH TOI (204:25)...His 181 blocked shots were a then career high...Finished third on the team in TOI/G (21:29)...Tallied 1-1-2 vs. NSH, Jan. 8...Skated in his 600th NHL game vs. WPG, Jan. 26...**2017 Playoffs:** Skated in all four Stanley Cup Playoff games vs. NSH...Holds the franchise record for most playoff appearances by a defenseman (128).

2015-16 HIGHLIGHTS

Skated in 81 games with the Blackhawks...Totaled 2-22-24 with 32 PIM...Was plus-13...Tied a career high for assists in a season...Led CHI in SH TOI (232:22), SH TOI/G (2:52), shifts/g (tied - 30.8)...Third on the team in TOI/G (22:22)...Ranked second on the team with 151 blocked shots...Tied for third on the team in plus-minus...Became the 13th defenseman in franchise history to reach the 500-game mark vs. VAN, Dec. 13...Posted 1-1-2 vs. BUF, Jan. 8...Skated in a season-high 27:21 at NSH, Jan. 19...Registered his 100th career assist vs. TOR, Feb. 15...**2016 Playoffs:** Tallied one assist in seven postseason games vs. STL.

2014-15 HIGHLIGHTS

Played in all 82 regular season games with CHI...Totaled 3-16-19 and 44 PIM...Ranked second on the team in plus-minus (+25) and blocked shots (127)...Led the team in SH TOI (198.34) and SH TOI/G (tied - 2:25)...Skated in his 400th NHL game at MTL, Nov. 4...Skated in a regular season career-high 28:03 vs. PIT, Jan. 21...Recorded his 100th career point vs. LAK, Mar. 30...**2015 Playoffs:** Helped the Blackhawks win the Stanley Cup for the third time since 2010...Totaled 1-5-6 with eight PIM and a plus-six rating in 23 postseason games...Skated in a career-high 47:35 of TOI in Game 2 of WCF at ANA, May 19...Led the NHL with 66 blocked shots during the postseason...Ranked third on CHI with a career-high 26:02 TOI/G...Skated in his 100th NHL playoff game vs. NSH, Apr. 25 in Game 6 of the WCQF.

2013-14 HIGHLIGHTS

Established career highs in goals (4), assists (22), points (26) and shots (98)...Was plus-11...Had a career-high 98 shots...Led the Blackhawks in blocked shots (157)...SH TOI/G (2:49), SH TOI (228:34) and was third in TOI/G (21:16)...Tied a career high with two assists vs. WSH, Oct. 1...Scored his first career SHG at DAL, Nov. 9...**2014 Playoffs:** Tallied four assists in 19 Stanley Cup Playoffs games...Ranked third on the team in TOI/G during the postseason (22:57)...Finished second in the League and first on CHI with 57 blocked shots during the playoffs

2012-13 HIGHLIGHTS

Totaled 2-8-10 with 22 PIM in 46 games with the Blackhawks...Posted a plus-15 rating...Ranked second on the team in blocked shots (94)...Led the team in SH TOI/G (2:42) and SH TOI (124:29)...Skated in a season-high 25:42 at CGY, Feb. 2...Scored a goal and added an assist for his 50th career point vs. SJS, Feb. 15...Appeared in his 300th NHL game vs. DET, Apr. 12...**2013 Playoffs:** Recorded five assists in 23 playoff contests to help Chicago win the Stanley Cup...Skated in a then postseason-high 39:38 in Game 1 of the Stanley Cup Final vs. BOS, June 12.

2011-12 HIGHLIGHTS

Notched 1-14-15, 14 PIM and was plus-nine in 69 games with CHI...Ranked second on the team with 142 blocked shots...Recorded five or more blocked shots in four games...Blocked seven shots at STL, Dec. 3...Tallied two assists at EDM, Feb. 2...Skated in a season-high 26:04 at NJD, Mar. 27...Missed 13 regular season games due to injury...**2012 Playoffs:** Posted one assist in six Stanley Cup Playoffs contests.

2010-11 HIGHLIGHTS

Skated in 80 games with CHI...Collected 3-7-10 with 39 PIM...Owned a plus-13 rating...Recorded a then career-high 155 blocked shots...Led the team in blocked shots and was 13th in the NHL...Blocked five shots at CBJ, Feb. 1...Registered 1-1-2 vs. NYI, Jan. 9...**2011 Playoffs:** Notched two assists in seven postseason appearances...Led CHI in SH TOI/G (2:06).

2009-10 HIGHLIGHTS

Registered 2-15-17 and 20 PIM in 77 games during his first full NHL season...Was plus-nine...Ranked third on the team with 137 blocked shots...Recorded his first career multi-point game (0-2-2) at MIN, Mar. 31...Netted his first NHL GWG vs. EDM, Mar. 3...**2010 Playoffs:** Won the Stanley Cup with the Blackhawks...Recorded a postseason career-best 1-7-8 in 22 games...Scored his first career postseason goal and tallied 1-1-2 vs. NSH, Apr. 24...Had two assists vs. PHI, May 29...Finished tied for first on the team with 54 blocked shots.

2008-09 HIGHLIGHTS

Played in 21 games with the Blackhawks...Totaled 1-2-3 and was plus-four...Registered his first point of the season (assist) and skated in a season-high 25:33 vs. SJS, Mar. 25...Scored his first NHL goal 16 seconds into the game at DET, Apr. 11...Appeared in 19 of CHI's final 20 regular season contests...**2009 Playoffs:** Skated in all 17 of the team's Stanley Cup Playoffs games...Notched one assist and six PIM...Made NHL postseason debut vs. CGY, Apr. 16...Earned first NHL playoff point (assist) vs. CGY, Apr. 25...Also registered 2-16-18, +12 and 53 PIM in 52 games with Rockford (AHL).

2007-08 HIGHLIGHTS

Skated in 13 contests with CHI in his first professional season...Made NHL debut with the Blackhawks at DAL, Feb. 28...Recorded his first NHL point (assist) vs. STL, Mar. 23...Skated in a season-high 17:57 at DET, Apr. 6...Appeared in 47 games with Rockford, totaling 4-9-13 and 31 PIM...Tallied four assists and eight PIM in 12 Calder Cup Playoffs games with Rockford.

PERSONAL

Nickname is "Hammer"...Nicklas Lidstrom was his favorite player growing up...Mumford and Sons is his favorite band...Enjoys soccer...Winning three Stanley Cups with the Chicago Blackhawks has been his most memorable hockey moment. Has two kids, Oliver and Theo.

INTERNATIONAL

2016: Skated in four games with Team Sweden at the 2016 World Cup of Hockey in Toronto...**2014:** Appeared in six games and won a silver medal with Sweden at the 2014 Winter Olympics in Sochi...**2012:** Played for Sweden at the IIHF World Championship, recording three assists in eight games...**2007:** Served as alternate captain for Sweden and posted 2-1-3 and four PIM in seven games at the World Junior Championship...**2005:** Recorded 1-4-5 and six PIM in seven games at the U18 World Junior Championship.

PACK FACT

Finished second in the NHL and set a new career-high with 187 blocked shots last season.

CAREER HIGHS

GAMES: 82 (2x)

GOALS: 5 (16-17)

ASSISTS: 22 (2x)

POINTS: 26 (13-14)

CAREER HIGHLIGHTS


FIRSTS

MOST GOALS/GAME: 1 – 24 times (last 3/5/18 at EDM)*	MOST SHOTS/GAME: 6 – 1/14/14 vs. COL^	LONGEST POINT STREAK: 2 games – 22 times (last 10/30/17 – 11/20/17)*	FIRST COYOTES GAME: 10/5/17 at ANA	FIRST NHL GAME: 2/28/08 at DAL^
MOST ASSISTS/GAME: 2 – 10 times (last 2/12/19 at VGK)*	LONGEST GOAL STREAK: None	CAREER HAT TRICKS: None	FIRST COYOTES GOAL: 3/5/18 at EDM	FIRST NHL GOAL: 4/11/09 at DET^
MOST POINTS/GAME: 2 – 14 times (last 2/12/19 at VGK)*	LONGEST ASSIST STREAK: 2 games – 17 times (last 10/30/17 – 11/20/17)*	MULTIPLE POINT GAMES: 14 – last 2/12/19 at VGK*	FIRST COYOTES ASSIST: 10/10/17 at VGK	FIRST NHL ASSIST: 3/23/08 vs. STL^
MOST PIM/GAME: 15 – 10/11/10 at BUF^				

^w/ CHI, *w/ARI

CAREER STATISTICS

SEASON	TEAM	LEAGUE	GP	REGULAR SEASON							PLAYOFFS					
				G	A	PTS	PP	SH	GW	+/-	PIM	GP	G	A	PTS	PIM
2003-04	HV 71 JR.	SWE-JR	15	1	3	4	-	-	-	-	14	2	0	0	0	8
2004-05	HV 71 U18	SWE U18	3	0	2	2	-	-	-	-	4	-	-	-	-	-
	HV 71 Jr.	SWE-JR	31	4	11	15	-	-	-	-	87	-	-	-	-	-
	HV 71	SWE	14	0	0	0	-	-	-	-2	0	-	-	-	-	-
2005-06	HV 71 Jr.	SWE-JR	7	3	2	5	-	-	-	-	12	-	-	-	-	-
	HV 71	SWE	4	1	2	3	-	-	-	3	0	12	0	1	1	4
2006-07	HV 71	SWE	37	2	0	2	-	-	-	-4	24	14	1	1	2	0
	HV 71 Jr.	SWE-JR	7	0	2	2	-	-	-	-	14	-	-	-	-	-
	IK Oskarshamn	SWE-2	8	1	2	3	-	-	-	-	6	-	-	-	-	-
2007-08	Rockford	AHL	47	4	9	13	2	0	0	-8	31	12	0	4	4	8
	Chicago	NHL	13	0	1	1	0	0	0	-2	13	-	-	-	-	-
2008-09	Rockford	AHL	52	2	16	18	2	0	1	12	53	-	-	-	-	-
	Chicago	NHL	21	1	2	3	0	0	0	4	0	17	0	1	1	6
2009-10	Chicago	NHL	77	2	15	17	0	0	1	9	20	22	1	7	8	6
2010-11	Chicago	NHL	80	3	7	10	0	0	0	13	39	7	0	2	2	2
2011-12	Chicago	NHL	69	1	14	15	0	0	0	9	14	6	0	1	1	4
2012-13	Chicago	NHL	46	2	8	10	0	0	0	15	22	23	0	5	5	4
2013-14	Chicago	NHL	81	4	22	26	0	1	1	11	34	19	0	4	4	14
2014-15	Chicago	NHL	82	3	16	19	0	0	1	25	44	23	1	5	6	8
2015-16	Chicago	NHL	81	2	22	24	0	0	0	13	32	7	0	1	1	0
2016-17	Chicago	NHL	73	5	13	18	0	0	0	12	20	4	0	0	0	2
2017-18	Arizona	NHL	48	1	8	9	0	0	0	-3	18	-	-	-	-	-
2018-19	Arizona	NHL	82	0	10	10	0	0	0	8	44	-	-	-	-	-
FRANCHISE TOTALS			130	1	18	19	0	0	0	5	62	-	-	-	-	-
NHL TOTALS			753	24	138	162	0	1	3	114	300	128	2	26	28	46



Right Wing

5'10" | 170

Shoots: Left

Born: July 29, 1998

Chesterfield, Missouri

Age: 21

Career vs. NHL

TEAM	GP	G	A	PTS	PIM
Anaheim	9	2	4	6	4
Arizona	0	0	0	0	0
Boston	4	0	1	1	4
Buffalo	4	0	2	2	0
Calgary	8	2	2	4	4
Carolina	4	2	2	4	2
Chicago	6	3	2	5	6
Colorado	6	0	3	3	2
Columbus	4	0	0	0	0
Dallas	7	2	5	7	4
Detroit	4	3	1	4	0
Edmonton	8	0	3	3	2
Florida	4	1	3	4	0
Los Angeles	8	1	3	4	0
Minnesota	6	2	1	3	0
Montréal	4	1	5	6	4
Nashville	6	1	1	2	0
New Jersey	4	1	1	2	0
NY Islanders	4	0	2	2	0
NY Rangers	4	2	2	4	0
Ottawa	4	0	2	2	0
Philadelphia	4	0	4	4	0
Pittsburgh	4	1	1	2	2
San Jose	8	0	5	5	0
St. Louis	8	1	6	7	2
Tampa Bay	4	4	1	5	2
Toronto	4	1	3	4	2
Vancouver	8	2	4	6	0
Vegas	9	0	6	6	4
Washington	4	2	2	4	2
Winnipeg	6	3	0	3	2
Totals:	167	37	77	114	48

9 CLAYTON KELLER

Drafted: Arizona's 1st choice (1st round, 7th overall) in the 2016 Entry Draft

@ClaytonKeller37

claytonkeller19

2018-19 HIGHLIGHTS

Led Arizona in scoring for the second consecutive season with 14-33-47...Played in all 82 games for the second straight year...Finished first among Coyotes in assists, GWGs (5), shots (200) and home scoring (8-16-24 in 41 contests)...Led ARI forwards in TOI (1,495:17) and PP TOI (288:55)...Represented the Coyotes at his first NHL All-Star Game in San Jose... Became the youngest player in Coyotes history to play in an All-Star Game...Collected eight multi-point games...Posted back-to-back multi-point games (3-1-4), Oct. 18-20...Scored twice at WPG, Oct. 20...Registered a six-game point streak (2-4-6), Oct. 25 – Nov. 8... Skated in his 100th NHL game at PIT, Nov. 10...Totaled 1-2-3 vs. STL, Dec. 1...Had two assists at NYR, Dec. 14 and at ANA, Dec. 29...Earned his 100th NHL point vs. PIT, Jan. 18...Became the quickest player in Coyotes history to reach his first career 100 points.

2017-18 HIGHLIGHTS

Registered 23-42-65 in 82 games with the Coyotes... Named a finalist for the Calder Memorial Trophy, which is awarded to the top rookie in the NHL...Led the team in scoring to become the first rookie in Arizona history to lead the team in scoring in a season...Became one of just 10 players and the first rookie in Coyotes history to reach 60 points in a season...Set the Coyotes' single-season rookie records for goals, assists, points, games played, multi-point games (14), longest point streak (10 games; Mar. 11-28, 5-9-14) and most points in a month (6-13-19 in 17 March games)...His 10-game point streak in March was also the longest point streak by an NHL rookie in 2017-18...Became the first player in Coyotes history to have three separate point streaks of seven games or more in a season... Became the first player in Coyotes history to win multiple Rookie of the Month awards in a single season...Earned the award in October and March and is one of only seven players to win the award in the history of the franchise...In October, he ranked sixth in the NHL and led all rookies in scoring with 9-6-15 in 13 games...He also set the Coyotes' rookie record for most points in a month...Registered 6-13-19 in 17 March games which set a new Arizona rookie record for points in a month and was the most points in a month by any NHL rookie in the season... Ranked in the top five among NHL rookies in shots (1st; 212), assists (2nd; 42), power-play assists (3rd; 14), power-play goals (t-4th; 6), power-play points (4th; 20) and goals (5th; 23)...Scored first NHL goal at ANA, Oct. 5...Scored twice vs. DET, Oct. 12...Posted 2-1-3 vs. DAL, Oct. 19...Recorded seven-game point streak (6-5-11), Oct. 19-31...Tallied eight-game point streak (3-6-9), Dec. 14-31...Registered 1-3-4 vs. MTL, Feb. 15...Totaled 14 multi-point games.

2016-17 HIGHLIGHTS

Skated in three games with the Coyotes...Made his NHL debut at STL, Mar. 27...Recorded his first NHL point (assist) vs. STL, Mar. 29...Notched an assist at DAL, Apr. 4...Registered 21-24-45 in 31 games as a freshman at Boston University...Led the team in goals, points and plus-minus (+15)...Tied for the team lead in assists...Named the ACHA National Rookie of the Year, Hockey East Rookie of the Year and the New England Rookie of the Year...Selected as a New England All-Star as well as a Hockey East Second Team All-Star and named to the Hockey East All-Rookie Team...Chosen as the Hockey East Rookie of the Month three times (December, January & February)... Selected to the NCAA West Regional All-Tournament team...Led Hockey East freshmen and was second among NCAA rookies in points...Scored four SHGs, which were the most by a BU player since 2010...Recorded a 15-game point streak (11-14-25), Nov. 5 – Feb. 10...Scored his first NCAA goal at Colgate, Oct. 8... Scored two goals at Northeastern, Nov. 5...Netted two goals vs. Harvard in Beanpot title game...Scored two goals against Notre Dame, Feb. 25...Earned at least one point in all but three games.

2015-16 HIGHLIGHTS

Established a new U.S. NTDP record for career points (71-118-189)...Registered 37-70-107 in 62 games with U.S. National U-18 Team...Led the team in points and assists while finishing second in goals...His 107 points were the second-most in a season in NTDP history...His 70 assists were the most in a season in NTDP history.

INTERNATIONAL CAREER

2019: Collected two goals and two assists in eight games with Team USA at the World Championship in Slovakia...**2017:** Won gold with Team USA at the World Junior Championship in Montreal & Toronto...Led the team in points and assists with 3-8-11 in seven games...Finished second in assists and third in points among all players...Named to the All-Tournament team...Totaled 5-2-7 in eight games at the Men's World Championship in Paris and Cologne...**2016:** Helped USA win bronze at the U-18 World Championship in Grand Forks, North Dakota...Totaled 4-10-14 in seven contests...Led the tournament in assists and was second in points...Chosen as tournament MVP...Selected to media All-Star team...**2015:** Won gold with USA at the U-18 World Championship...Collected 4-5-9 in seven games.

PERSONAL

Nickname is "Kells"...Patrick Kane was his favorite player growing up...Red Hot Chili Peppers is his favorite band... "Happy Gilmore" is his favorite movie...Enjoys golf...Winning gold at the 2017 World Junior Championship is his most memorable hockey moment...Signed an eight-year contract extension with ARI on September 4, 2019.

PACK FACT

Became the youngest player in Coyotes history to play in the NHL All-Star game.

CAREER HIGHS					
GAMES: 82 (2x)		GOALS: 23 (17-18)		ASSISTS: 42 (17-18)	POINTS: 65 (17-18)
CAREER HIGHLIGHTS			FIRSTS		
MOST GOALS/GAME: 2 – 3 times (last 10/20/18 at WPG)	MOST SHOTS/GAME: 9 – 3/26/18 at TBL	LONGEST POINT STREAK: 10 games (3/11/18 – 3/28/18)		FIRST COYOTES GAME: 3/27/17 at STL	FIRST NHL GAME: 3/27/17 at STL
MOST ASSISTS/GAME: 3 – 2/15/18 vs. MTL	LONGEST GOAL STREAK: 3 games (3/22/18 – 3/26/18)	CAREER HAT TRICKS: None		FIRST COYOTES GOAL: 10/5/17 at ANA	FIRST NHL GOAL: 10/5/17 at ANA
MOST POINTS/GAME: 4 – 2/15/18 vs. MTL	LONGEST ASSIST STREAK: 6 games – 2 times (last 3/19/18 – 3/28/18)	MULTIPLE POINT GAMES: 22 (last 3/9/19 vs. LAK)		FIRST COYOTES ASSIST: 3/29/17 vs. STL	FIRST NHL ASSIST: 3/29/17 vs. STL
MOST PIM/GAME: 4 – 12/11/18 at BOS					

CAREER STATISTICS

SEASON	TEAM	LEAGUE	GP	REGULAR SEASON								PLAYOFFS					
				G	A	PTS	PP	SH	GW	+/-	PIM	GP	G	A	PTS	PIM	
2014-15	U.S. National U-18 Team	NTDP	15	9	14	23	-	-	-	-	-	-	-	-	-	-	-
2015-16	U.S. National U-18 Team	NTDP	62	37	70	107	-	-	-	-	-	-	-	-	-	-	-
2016-17	Boston University	NCAA	31	21	24	45	4	4	2	15	26	-	-	-	-	-	-
	Arizona	NHL	3	0	2	2	0	0	0	-3	0	-	-	-	-	-	-
2017-18	Arizona	NHL	82	23	42	65	6	0	3	-7	24	-	-	-	-	-	-
2018-19	Arizona	NHL	82	14	33	47	1	0	5	-21	24	-	-	-	-	-	-
FRANCHISE & NHL TOTALS			167	37	77	114	7	0	8	-31	48	-	-	-	-	-	-



Right Wing

6'0" | 202

Shoots: Right

Born: October 2, 1987

Madison, Wisconsin

Age: 31

Career vs. NHL

TEAM	GP	G	A	PTS	PIM
Anaheim	16	9	12	21	2
Arizona	17	9	9	18	6
Boston	42	11	16	27	8
Buffalo	63	23	24	47	16
Calgary	20	6	8	14	12
Carolina	50	12	18	30	10
Chicago	18	7	4	11	10
Colorado	16	10	5	15	2
Columbus	27	13	14	27	7
Dallas	16	2	9	11	0
Detroit	27	16	16	32	10
Edmonton	20	11	13	24	2
Florida	46	14	16	30	14
Los Angeles	17	5	5	10	6
Minnesota	18	5	11	16	8
Montréal	61	21	35	56	14
Nashville	17	6	8	14	6
New Jersey	49	15	24	39	20
NY Islanders	48	22	27	49	16
NY Rangers	47	16	26	42	6
Ottawa	63	27	34	61	22
Philadelphia	47	9	22	31	18
Pittsburgh	32	11	13	24	10
San Jose	17	6	4	10	6
St. Louis	18	3	9	12	6
Tampa Bay	46	15	28	43	16
Toronto	30	9	5	14	2
Vancouver	18	8	11	19	15
Vegas	4	5	1	6	0
Washington	47	12	22	34	14
Winnipeg	39	19	17	36	14
Totals:	996	357	466	823	298

81 PHIL KESSEL

Drafted: Boston's 1st choice (1st round, 5th overall) in the 2006 NHL Entry Draft
 Acquired: From Pittsburgh with Dane Birks and a 2021 fourth round draft choice in exchange for Alex Galchenyuk and Pierre-Olivier Joseph on June 29, 2019.

@PKessel81

phil_kessel_81_

2018-19 HIGHLIGHTS

Registered 27-55-82 in 82 games with PIT...Finished third on the Penguins in goals, second in assists and points...Played in all 82 games for the ninth time in his career...Has now played in 774 consecutive games...Tied his career high with 12 PPGs...Tied for first on PIT in PPGs...Scored a career-high 10 GWGs, which led the team...Recorded 80+ points for the fourth time in his career...Third on the team with 215 shots...Led the Penguins with 36 power-play points and 24 power-play assists...Collected 23 multi-point games...Scored his sixth career hat trick (3-0-3) vs. VGK, Oct. 11...Registered 2-2-4 vs. NYI, Dec. 6...Tallied 2-1-3 vs. DET, Dec. 27...Collected three assists at STL, Dec. 29...Scored and had two assists at MIN, Dec. 31...Had 1-2-3 at ANA, Jan. 11...Recorded his 800th NHL point vs. CGY, Feb. 16...Posted 2-1-3 vs. DET, Apr. 4...**2019 Playoffs:** Played in all four games of Eastern Conference first round vs. NYI...Totaled 1-1-2.

2017-18 HIGHLIGHTS

Set a career high for assists and points in a season with 34-58-92 in 82 games with the Penguins...Finished second on PIT in goals, assists and points...Ranked tied for seventh in the NHL in points...Scored 12 PPGs, which ranked third on the team...Led the Penguins with 261 shots...Tied for second on the Penguins with six GWGs...Tied for the team lead with three OT goals...Totaled seven three-point games and one four-point contest (2-2-4 vs. TBL, Nov. 25)...Earned his 700th NHL point vs. NYR, Jan. 14...Played in his 900th NHL game and scored a goal at PHI, Mar. 7...**2018 Playoffs:** Recorded 1-8-9 with six power-play points in 12 postseason games.

2016-17 HIGHLIGHTS

Played in all 82 games with PIT...Registered 23-47-70...Led the team in assists...Finished third on the Penguins in points and tied for third in goals...Led the Penguins with 30 power-play points...Scored eight PPGs, which were fourth most on PIT...Second on the team with 229 shots...Totaled 17 multi-point games...**2017 Playoffs:** Totaled 8-15-23 and was +12 in 25 Stanley Cup Playoff games...Helped the Penguins win their second consecutive Stanley Cup...Tied for third on the team in postseason goals and was third in points...Led PIT in postseason plus-minus...Registered 1-2-3 in Game 5 of ECQF vs. CBJ, Apr. 20...Scored twice and had an assist (2-1-3) in Game 2 of ECSF at WSH, Apr. 29...Totaled 1-2-3 in Game 5 of Stanley Cup Final vs. NSH, June 8.

2015-16 HIGHLIGHTS

Collected 26-33-59 and was +9 in 82 games with PIT...Scored five GWGs...Finished third on the Penguins in goals, assists and points...Led PIT with 274 shots...Tied for the team lead with 12 road goals...Recorded a career-high five points (1-4-5) at DET, Mar. 26...**2016 Playoffs:** Skated in 24 Stanley Cup Playoff games, recording 10-12-22 and was +5...Helped PIT capture the Stanley Cup...Led the Penguins in postseason goals, points, PPGs (five) and shots (98)...Scored twice vs. NYR in Game 2 of Eastern Conference First Round, Apr. 16...Tallied 2-1-3 in Game 6 of series-clinching win vs. WSH, May 10...Registered a six-game postseason point streak (6-4-10), May 7-20.

2014-15 HIGHLIGHTS

Registered 25-36-61 with eight PPGs in 82 games with TOR...Led the Maple Leafs in assists, points, second on the team in goals...Tied for the team lead with four GWGs...Led TOR with 25 power-play points...First on the team in PP TOI/G (3:42)...Had 18 multi-point games.

2013-14 HIGHLIGHTS

Played in all 82 games for the Maple Leafs, collecting 37-43-80 with 27 PIM...Ranked third in the League in shots (305), tied for fifth in goals and tied for sixth in points...Led TOR in games, goals, assists, points, GWGs (6) and shots...Finished second on the team with eight PPGs...Tied his career high for goals in a season...Earned his 200th career assist vs. MIN, Oct. 15...Scored his fourth career hat trick vs. ANA, Oct. 22...Selected as the NHL's 2nd Star of the Week on Oct. 27 after posting 5-1-6 in three games...Totaled 2-2-4 and was +4 at EDM, Oct. 29...Scored two goals and tallied his 400th NHL point vs. NYI, Nov. 19...Scored his 200th NHL goal vs. SJS, Dec. 3...Recorded a season-long seven-game point streak (6-8-14), Jan. 10-21...Scored his fifth career hat trick (3-1-4) vs. OTT, Feb. 1...Named the NHL's Second Star of the Month for January after recording 7-13-20 in 15 games...Honored as the League's Second Star of the Week on Feb. 2 after posting 3-4-7 in three games...

2012-13 HIGHLIGHTS

Played in all 48 games with TOR, recording 20-32-52 and 18 PIM...Finished first on the Maple Leafs in goals, assists, points, PPGs (6), GWGs (4) and shots (161)...Tied for seventh in the League in points...Selected as the NHL's Second Star of the Week on Apr. 15 after totaling 5-2-7 in three games...Skated in his 500th NHL game and registered a season-high three assists vs. NYI, Apr. 18...**2013 Playoffs:** Played in seven playoff contests with the Maple Leafs...Collected 4-2-6 and was +3...Led the team in postseason goals...Scored GWG in Game 6 of first round vs. BOS, May 12.

2011-12 HIGHLIGHTS

Played in 82 games with the Maple Leafs...Registered 37-45-82 with 20 PIM...Set a career high for goals...Led TOR in goals, assists, points, PPGs (10), GWGs (6), shots (295) and power-play points (23)...Ranked tied for sixth in the NHL in goals and sixth in points...Represented TOR at the 2012 NHL All-Star Game...Was one of two Maple Leafs players to play in all 82 games...Scored his first Maple Leafs hat trick and had 3-1-4 vs. OTT, Oct. 8...Named the NHL's First Star of the Week on Oct. 17 after totaling 5-3-8 in three games...Selected as NHL's First Star of the Month for October...Collected 10-8-18 in 11 games...Became the first TOR player to be named NHL Player of the Month since 1993...Played in 400th career game at BOS, Dec. 3...Registered an eight-game point streak (5-4-9), Dec. 22 - Jan. 7...Scored his career-high tying 37th goal of the season vs. BUF, Mar. 31...Matched a TOR franchise record with three assists in a period at BUF, Apr. 3.

2010-11 HIGHLIGHTS

Recorded 32-32-64 with 24 PIM in 82 games with TOR...Selected as a 2011 NHL All-Star...Led the Maple Leafs in goals, points, shots (325), GWGs (6), PPGs (12) and PP points (23)...Tied for first on the team in OT goals (1) and SHGs (1)...Finished second in assists...Set career highs for SHGs and shots...His 325 shots ranked fourth in the NHL...Scored his 100th NHL goal in two-goal performance at NYR, Oct. 15...Skated in his 300th career game and scored a goal vs. FLA, Oct. 26...Scored his first career SHG at BUF, Nov. 26...Notched his 200th career point with 1-1-2 at EDM, Dec. 14...Earned his 100th career assist at CAR, Jan. 24...Matched a career high with 2-2-4 at MTL, Feb. 24...Honored as the NHL's First Star of the Week on Feb. 27 with 4-4-8 in four games...Concluded the season with a 10-game point streak (4-7-11), Mar. 19 - Apr. 9.

2009-10 HIGHLIGHTS

Collected 30-25-55 and 21 PIM in 70 games for the Maple Leafs...Led the team in goals, points, PPGs (8), GWGs (5) and shots (297)...Tied for second on TOR in assists... His 297 shots ranked sixth in the NHL...Missed 12 games (Oct. 1-31) due to a shoulder injury...Made his Maple Leafs debut vs. TBL, Nov. 3...Recorded his first assist/point with TOR at CAR, Nov. 6...Scored first goal as a Maple Leaf and added an assist vs. DET, Nov. 7...Recorded a seven-game point streak (1-7-8), Jan. 9-21.

2008-09 HIGHLIGHTS

Skated in 70 games with BOS, registering 36-24-60 and 16 PIM...Established a career-high in plus-minus (+23)...Collected 14 multi-point games...Recorded a career-high 18-game point streak (14-14-28), Nov. 13 – Dec. 21)...It was the longest point streak in the NHL in 2008-09, tied him with Ed Olczyk for the longest point streak by a U.S. born player in NHL history, the fifth longest in Bruins history and the longest by a Bruin since 1996-97...Registered a career-long six-game goal streak with seven goals, Nov. 26 – Dec. 8... Named NHL's First Star for the Week ending Dec.14 after collecting 3-5-8 in four games played...Notched his 100th NHL point vs. TOR, Dec. 18...Skated in his 200th career NHL game vs. PHI, Feb. 7...Scored second career hat trick and tied his career high with four points at NYI, Apr. 12...Named the NHL's Third Star of the Week on Apr. 12 after posting 5-1-6 in three games...**2009 Playoffs:** Played in 11 postseason games with the Bruins...Posted 6-5-11 and four PIM...was +7...Ranked third on BOS in playoff points.

2007-08 HIGHLIGHTS

Recorded 19-18-37 and 28 PIM in 81 games with BOS...Scored first NHL hat trick and tallied 3-1-4 at LAK, Oct. 12...Scored an NHL-leading five shootout deciding goals...**2008 Playoffs:** Skated in four playoff contests with the Bruins...Tallied 3-1-4 and two PIM...Registered his first NHL playoff assist/point in his NHL postseason debut in Game 1 of ECQF at MTL, Apr. 10...Scored first career playoff goal in Game 5 at MTL, Apr. 17...Scored two goals in Game 6 vs. MTL, Apr. 19.

2006-07 HIGHLIGHTS

Registered 11-18-29 with 12 PIM in 70 games as a rookie with the Bruins...Ranked first among League rookies and tied for second overall with four shootout deciding goals...Made his NHL debut at FLA, Oct. 6...Tallied first NHL assist/point at TBL, Oct. 7...Scored first NHL goal vs. BUF, Oct. 21...Missed 11 games from Dec. 11 – Jan. 4 following a testicular cancer diagnosis and surgery...Won the NHL's Bill Masterton Trophy for 'perseverance, sportsmanship and dedication to hockey'.

INTERNATIONAL CAREER

2014: Represented Team USA at the Winter Olympics...Totaled 5-3-8 with four PIM in six games...Ranked tied for first in Olympics and points...Named the top forward at the Olympics...**2010:** Won a silver medal with Team USA at the Olympics...Tallied 1-1-2 with a +2 rating in six games...**2008:** Played seven games for Team USA at the IIHF World Championship...Totaled 6-4-10 with six PIM...**2007:** Represented Team USA at the IIHF World Championship...Registered 2-5-7 with six PIM in seven contests...**2006:** Played in seven games with Team USA at the IIHF World Junior Championship... Collected 1-10-11 with two PIM...Ranked first in tournament scoring...Played for Team USA at the IIHF World Championship...Had 1-1-2 with two PIM in seven games...Was the only college player on the USA team...**2005:** Collected 4-2-6 with two PIM in seven games with Team USA at the IIHF World Junior Championship.

PERSONAL

Nickname is "Kess"...His sister, Amanda, played with the Metropolitan Riveters (NWHL) in 2018-19 as well as internationally with the United States with whom she won gold with during the 2018 Winter Olympics...His brother, Blake, a defenseman, was drafted by the NY Islanders in the sixth round of the 2007 NHL Entry Draft and played with the Maine Mariners (ECHL) in 2018-19...Kessel's father, Phil Kessel Sr., was a college quarterback at Northern Michigan University and was drafted by the Washington Redskins of the NFL...His cousin, David Moss, played three seasons with the Coyotes from 2012-2015...Is an avid poker player in his free time and has played in the World Series of Poker (WSOP) several times.

PACK FACT

Helped the Pittsburgh Penguins win the 2016 and 2017 Stanley Cup.

CAREER HIGHS

GAMES: 82 (9x)

GOALS: 37 (2x)

ASSISTS: 58 (17-18)

POINTS: 92 (17-18)

CAREER HIGHLIGHTS

MOST GOALS/GAME: 3 – 6 times (last 10/11/18 vs. VGK)#	MOST PIM/GAME: 10 – 10/5/17 at CHI#	LONGEST POINT STREAK: 18 games – 11/13/08 – 12/21/08*
MOST ASSISTS/GAME: 4 – 3/26/16 at DET#	MOST SHOTS/GAME: 12 – 11/23/09 vs. NYI&	CAREER HAT TRICKS: 6 – last 10/11/18 vs. VGK#
MOST POINTS/GAME: 5 – 3/26/16 at DET#	LONGEST GOAL STREAK: 6 games – 11/26/08 – 12/8/08*	MULTIPLE POINT GAMES: 144 – last 4/4/19 vs. DET#
	LONGEST ASSIST STREAK: 7 games – 12/8/08 – 12/21/08*	


FIRSTS

FIRST COYOTES GAME: -	FIRST NHL GAME: 10/6/06 at FLA*
FIRST COYOTES GOAL: -	FIRST NHL GOAL: 10/21/06 vs. BUF*
FIRST COYOTES ASSIST: -	FIRST NHL ASSIST: 10/7/06 at TBL*

*w/BOS, &w/TOR, #w/PIT

CAREER STATISTICS

SEASON	TEAM	LEAGUE	REGULAR SEASON									PLAYOFFS				
			GP	G	A	PTS	PP	SH	GW	+/-	PIM	GP	G	A	PTS	PIM
2003-14	USNTDP	U-17	32	31	18	49	-	-	-	-	8	-	-	-	-	-
	USNTDP	NAHL	30	21	12	33	-	-	-	-	18	-	-	-	-	-
2004-05	USNTDP	U-18	31	41	32	73	-	-	-	3	16	-	-	-	-	-
	USNTDP	NAHL	14	11	14	25	5	0	2	0	21	-	-	-	-	-
2005-06	Minnesota	NCAA	39	18	33	51	-	-	-	24	28	-	-	-	-	-
2006-07	Boston	NHL	70	11	18	29	1	0	0	-12	12	-	-	-	-	-
	Providence	AHL	2	1	0	1	0	0	0	0	2	-	-	-	-	-
2007-08	Boston	NHL	82	19	18	37	5	0	3	-6	28	4	3	1	4	2
2008-09	Boston	NHL	70	36	24	60	8	0	6	23	16	11	6	5	11	4
2009-10	Toronto	NHL	70	30	25	55	8	0	5	-8	21	-	-	-	-	-
2010-11	Toronto	NHL	82	32	32	64	12	1	6	-20	24	-	-	-	-	-
2011-12	Toronto	NHL	82	37	45	82	10	0	6	-10	20	-	-	-	-	-
2012-13	Toronto	NHL	48	20	32	52	6	0	4	-3	18	7	4	2	6	2
2013-14	Toronto	NHL	82	37	43	80	8	0	6	-5	27	-	-	-	-	-
2014-15	Toronto	NHL	82	25	36	61	8	0	4	-34	30	-	-	-	-	-
2015-16	Pittsburgh	NHL	82	26	33	59	4	0	5	9	18	24	10	12	22	4
2016-17	Pittsburgh	NHL	82	23	47	70	8	0	4	3	20	25	8	15	23	2
2017-18	Pittsburgh	NHL	82	34	58	92	12	0	6	-4	36	12	1	8	9	2
2018-19	Pittsburgh	NHL	82	27	55	82	12	0	10	-19	28	4	1	1	2	2
	NHL Totals		996	357	466	823	102	1	65	-86	298	87	33	44	77	18



Goalie

6'5" | 215

Catches: Left

Born: May 5, 1990

Saskatoon, Saskatchewan

Age: 29

Career vs. NHL

TEAM	GP	W-L-T-OT	SO	GA	GAA	SV%
ANA	6	2-4-0-0	0	16	2.81	.908
ARI	6	4-0-0-2	2	7	1.16	.955
BOS	4	0-4-0-0	0	12	3.05	.874
BUF	2	0-1-0-0	0	5	4.76	.857
CGY	5	3-1-0-1	1	9	1.96	.933
CAR	2	0-1-0-0	0	9	5.57	.824
CHI	6	2-2-0-1	1	12	2.38	.919
COL	7	3-1-0-2	2	13	2.09	.917
CBJ	4	1-2-0-1	0	8	1.98	.935
DAL	15	8-4-0-3	1	43	2.94	.913
DET	5	2-2-0-1	0	11	2.56	.904
EDM	11	7-1-0-3	1	23	2.06	.928
FLA	5	2-2-0-0	1	12	2.54	.918
LAK	11	4-4-0-2	1	24	2.38	.923
MIN	2	1-1-0-0	1	2	1.02	.970
MTL	5	2-2-0-0	0	11	2.49	.902
NSH	8	4-2-0-1	1	18	2.44	.920
NJD	5	0-3-0-2	0	11	2.30	.911
NYI	6	1-3-0-1	0	16	3.13	.897
NYR	4	3-1-0-0	1	10	2.51	.907
OTT	5	4-1-0-0	0	11	2.13	.933
PHI	4	1-2-0-1	0	15	3.78	.886
PIT	3	0-2-0-1	0	10	3.28	.886
SJS	11	4-3-0-3	1	29	2.77	.906
STL	6	2-2-0-0	0	12	2.51	.923
TBL	5	2-2-0-0	0	10	2.31	.915
TOR	5	3-1-0-0	1	6	1.69	.934
VAN	15	8-5-0-1	1	34	2.36	.919
VGK	5	2-1-0-1	0	11	2.27	.936
WSH	2	1-1-0-0	0	4	2.02	.939
WPG	6	4-0-0-0	0	15	3.44	.899
TOT	186	80-61-0-27	16	429	2.50	.916

35 DARCY KUEMPER

Drafted: Minnesota's 5th choice (6th round, 161st overall) in the 2009 Entry Draft
 Acquired: From Los Angeles in exchange for Tobias Rieder and Scott Wedgewood on February 21, 2018

@dkuemp35

kuemp35

2018-19 HIGHLIGHTS

Appeared in 55 games with the Coyotes...Finished the season with a 27-20-8 record, 2.33 GAA and a .925 SV%...Registered a career-high five shutouts...Finished tied for fifth in Vezina Trophy voting...Set career highs in games played/starts, wins, SV%, shots faced (1,677), saves (1,551) and MIN (3,251)... Finished seventh in the NHL in SV% and sixth in GAA...Stopped 45 of 46 shots in win vs. NSH, Nov. 15...Recorded 23 saves in his first shutout of the season vs. NYR, Jan. 6...Made 41 saves on 43 shots in win at VGK, Feb. 12...Registered 22 saves in shutout vs. TOR, Feb. 16...Won a career-high seven consecutive games (Feb. 16 - Mar. 2)...Collected 30 saves in shutout vs. CGY, Mar. 7...Stopped all 31 shots faced in shutout vs. CHI, Mar. 26...Made 39 saves in shutout vs. MIN, Mar. 31...Named the NHL's Third Star of the Week on Mar. 31...Posted a 2-0-1 record with a 0.65 GAA, a .979 SV% and a 2-0-1 record during the week...He went 227:15 without allowing an even-strength goal from Mar. 24 - Apr. 2...Won a career-best seven straight games (Feb. 16 - Mar. 2)...Started a career-high 22 consecutive games (Feb. 19 - Apr. 4)...Posted a 22-9-6 record with a .933 SV% and a 2.05 GAA since the start of 2019...His 22 wins were the third-most in the NHL while his 37 starts were the most among all goaltenders since the beginning of the new year.

2017-18 HIGHLIGHTS

Registered a 2.52 GAA and a .920 SV% with a 12-7-5 record in 29 games with the Kings and Coyotes...Totaled four shutouts... Began the season with LAK...Posted a 10-1-3 mark with a 2.10 GAA and a .932 SV% in 19 appearances...Made 23 saves in his first win as a King vs. NYI, Oct. 15...Stopped all 24 shots in a shutout win vs. FLA, Nov. 18...Stopped 39 of 40 shots in win at STL, Dec. 1...Registered shutouts in back-to-back appearances at DAL, Jan. 30 and vs. ARI, Feb. 3...Traded to ARI on Feb. 21...Had a 3.22 GAA and an .899 SV% in 10 games with the Coyotes...Made 16 saves to earn his first win with ARI at VAN, Mar. 7...Collected 27 saves in his fourth shutout of the season vs. VAN, Mar. 11...Recorded a career-high 43 saves on 46 shots at FLA, Mar. 24.

2016-17 HIGHLIGHTS

Appeared in 18 games, including 17 starts with MIN... Registered a 3.13 GAA, .902 SV% and an 8-5-3 record...Made 41 saves in win at EDM, Jan. 31.

2015-16 HIGHLIGHTS

Posted a 2.43 GAA and .915 SV% in 21 appearances with the Wild...Had two shutouts...Won three straight starts, Dec. 12-22...Stopped all 25 shots in shutout win at SJS, Dec. 12... Made 32 saves in shutout at LAK, Jan. 21.

2014-15 HIGHLIGHTS

Appeared in 31 games and made 28 starts with MIN... Registered a then career-best 14 wins (14-12-2)...Finished the season with a 2.60 GAA, .905 SV% and three shutouts... Recorded a shutout in three of his first four starts of the season...Stopped 16 shots in shutout vs. COL, Oct. 9...Made 30 saves in shutout at COL, Oct. 11...Tallied 26 saves in shutout vs. ARI, Oct. 23...Notched 41 saves in win at DAL, Nov. 28... Also appeared in five games with Iowa (AHL), posting a 3.22 GAA and an .891 SV%...**2015 Playoffs:** Stopped all nine shots faced in Game 4 of WCQF vs. STL, Apr. 22.

2013-14 HIGHLIGHTS

Posted a 12-8-4 record, 2.43 GAA, .915 SV% and two shutouts in 26 games with MIN...Tallied 23 saves in his first NHL shutout at NSH, Jan. 12...Won five straight starts from Feb. 4 - Mar. 3...Made 21 saves in shutout at EDM, Feb. 27... Also appeared in 17 games with Iowa, totaling a 2.47 GAA and .929 SV%...**2014 Playoffs:** Had a 3-1 record with a 2.03 GAA and .913 SV% in six Stanley Cup Playoff games...Earned his first career NHL postseason win and shutout with a 22-save performance in Game 3 of WCQF vs. COL, Apr. 21.

2012-13 HIGHLIGHTS

Appeared in six games with MIN...Registered a 2.08 GAA and .916 SV%...Made 28 saves in his NHL debut at VAN, Feb. 12... Earned his first NHL win by stopping 29 of 31 shots vs. DET, Feb. 17...Owned a 13-8-4 record with a 1.88 GAA and .934 SV% in 21 games with Houston (AHL)...**2013 Playoffs:** Made Stanley Cup Playoffs debut in Game 4 of WCQF vs. CHI, May 7, stopping 16 of 18 shots in relief...Made 13 saves in Game 5 at CHI, May 9.

INTERNATIONAL

2018: Represented Team Canada at the IIHF World Championship in Denmark...Had a 2.48 GAA and .867 SV% in seven games.

PERSONAL

Nickname is "Kemps"...Enjoys football and is a Dallas Cowboys fan...Eminem is his favorite music artist...Game of Thrones is his favorite TV show...Patrick Roy was his favorite player growing up.

PACK FACT

Became the first goalie in franchise history to start 22 consecutive games since Nikolai Khabibulin started 22 consecutive games from Jan. 16- Mar. 10, 1996.

CAREER HIGHS					
GAMES: 55 (18-19)		WINS: 27 (18-19)		SV%: .925 (18-19)	GAA: 2.08 (12-13)
CAREER HIGHLIGHTS			FIRSTS		
MOST CONSECUTIVE STARTS: 22 – 2/19/19 – 4/4/19#	MOST SAVES IN A SHUTOUT: 39 – 3/31/19 vs. MIN#	LONGEST WINNING STREAK: 7 games – 2/16/19 – 3/2/19#		FIRST COYOTES GAME: 2/25/18 vs. VAN#	FIRST NHL GAME: 2/12/13 at VAN^
MOST SHOTS FACED/GAME: 46 – 2 times (last 11/15/18 vs. NSH)#	CAREER SHUTOUTS: 16 – last 3/31/19 vs. MIN#	LONGEST SHUTOUT STREAK: 193:58 – 1/24/18 – 2/7/18*		FIRST COYOTES WIN: 3/7/18 at VAN#	FIRST NHL WIN: 2/17/13 vs. DET^
MOST SAVES/GAME: 45 – 11/15/18 vs. NSH#	PENALTY SHOTS: 1/2 (last 2/12/19 at VGK)		FIRST COYOTES SHUTOUT: 3/11/18 vs. VAN#	FIRST NHL SHUTOUT: 1/12/14 at NSH^	

^w/MIN, *w/LAK, #w/ARI

CAREER STATISTICS

SEASON	TEAM	LEAGUE	REGULAR SEASON							PLAYOFFS						
			GP	MIN	GA	SO	SV%	GAA	W-L-T-OT	GP	MIN	GA	SO	SV%	GAA	W-L
2008-09	Red Deer	WHL	55	3167	156	3	.898	2.96	21-25-8	-	-	-	-	-	-	-
2009-10	Red Deer	WHL	61	3236	147	3	.908	2.73	28-23-4	2	61	6	0	.806	5.86	0-2-0
	Houston	AHL	4	199	8	0	.886	2.41	2-1-0	-	-	-	-	-	-	-
2010-11	Red Deer	WHL	62	3685	114	13	.933	1.86	45-12-5	7	403	19	0	.896	2.83	4-3-0
2011-12	Houston	AHL	19	1070	42	1	.923	2.36	6-6-0	-	-	-	-	-	-	-
2012-13	Houston	AHL	21	1210	38	4	.934	1.88	13-8-0	2	119	3	1	.957	1.51	1-1-0
	Minnesota	NHL	6	288	10	0	.916	2.08	1-2-0	2	73	4	0	.879	3.27	0-0-0
2013-14	Iowa	AHL	17	997	41	1	.929	2.47	7-10-0	-	-	-	-	-	-	-
	Minnesota	NHL	26	1,480	60	2	.915	2.43	12-8-4	6	325	11	1	.913	2.03	3-1-0
2014-15	Iowa	AHL	5	279	15	1	.891	3.22	2-3-0	-	-	-	-	-	-	-
	Minnesota	NHL	31	1,569	68	3	.905	2.60	14-12-2	1	23	0	0	1.000	0.00	0-0-0
2015-16	Minnesota	NHL	21	1,063	43	2	.915	2.43	6-7-5	-	-	-	-	-	-	-
2016-17	Minnesota	NHL	18	1,053	55	0	.902	3.13	8-5-3	-	-	-	-	-	-	-
2017-18	Los Angeles	NHL	19	999	35	3	.932	2.10	10-1-3	-	-	-	-	-	-	-
	Arizona	NHL	10	597	32	1	.899	3.22	2-6-2	-	-	-	-	-	-	-
2018-19	Arizona	NHL	55	3,252	126	5	.925	2.33	27-20-8	-	-	-	-	-	-	-
FRANCHISE TOTALS			65	3,848	158	6	.921	2.46	29-26-10	-	-	-	-	-	-	-
NHL TOTALS			186	10,301	429	16	.916	2.50	80-61-27	9	422	15	1	.911	2.13	3-1-0



Defense

6'2" | 201

Shoots: Right

Born: April 6, 1994

Moscow, Russia

Age: 25

Career vs. NHL

TEAM	GP	G	A	PTS	PIM
Anaheim	4	0	1	1	0
Arizona	0	0	0	0	0
Boston	2	0	0	0	0
Buffalo	1	0	0	0	2
Calgary	3	0	0	0	0
Carolina	1	0	0	0	0
Chicago	0	0	0	0	0
Colorado	2	0	1	1	0
Columbus	0	0	0	0	0
Dallas	1	0	1	1	0
Detroit	0	0	0	0	0
Edmonton	2	0	0	0	0
Florida	1	0	0	0	0
Los Angeles	1	0	0	0	0
Minnesota	0	0	0	0	0
Montréal	2	0	0	0	0
Nashville	2	0	0	0	0
New Jersey	1	0	0	0	0
NY Islanders	2	0	0	0	0
NY Rangers	1	0	0	0	0
Ottawa	1	0	0	0	2
Philadelphia	0	0	0	0	0
Pittsburgh	2	0	0	0	0
San Jose	3	0	1	1	2
St. Louis	1	0	0	0	5
Tampa Bay	0	0	0	0	0
Toronto	2	0	0	0	0
Vancouver	2	0	0	0	2
Vegas	2	0	0	0	0
Washington	1	0	0	0	0
Winnipeg	1	0	0	0	0
Totals:	41	0	4	4	13

46 ILYA LYUBUSHKIN

Drafted: Not drafted

Acquired: Signed as a free agent, May 23, 2018

2018-19 HIGHLIGHTS

Registered 0-4-4 with 13 PIM in 41 games as a rookie with the Coyotes...Finished third among NHL rookies with 150 hits...Made his NHL debut vs. ANA, Oct. 6...Skated in a season-high 18:45 vs. BOS, Nov. 17...Earned his first NHL assist/point 12/22/18 vs. COL.

2017-18 HIGHLIGHTS

Skated in 50 games with Lokomotiv Yaroslavl (KHL)...Totaled 3-6-9 and was +14...Led the team with 73 PIM...Scored one PPG...Averaged 18:57 TOI/G...Had 104 hits and 76 blocked shots...Scored a goal and had four PIM in nine postseason contests...Has registered 12-24-36 and 258 PIM in 257 career regular season KHL games.

2016-17 HIGHLIGHTS

Appeared in 60 games with Lokomotiv Yaroslavl, collecting 3-4-7 and a +4 rating...Totaled 69 PIM...Tied his career high for games played...Scored one GWG...Posted 78 hits and 59 blocked shots...Had one assist and 26 PIM in 15 playoff games.

2015-16 HIGHLIGHTS

Registered 4-7-11 and a +15 rating in 55 contests with Lokomotiv Yaroslavl...Set KHL career highs in goals, assists, points and plus-minus...Tallied 68 PIM...Scored two GWGs...Blocked 61 shots and recorded 96 hits...Skated in five playoff games.

2014-15 HIGHLIGHTS

Skated in 60 games with Lokomotiv Yaroslavl...Posted 1-6-7 and a +4 rating...Collected a career-high 107 hits...Notched eight PIM in six postseason appearances.

2013-14 HIGHLIGHTS

Recorded 1-1-2 and 18 PIM in 32 regular season games with Lokomotiv Yaroslavl...Totaled 47 PIM in 18 playoff contests.

INTERNATIONAL

2014: Represented Russia at the U20 World Junior Championship...Tallied four assists and six PIM in seven games to help Russia win a bronze medal.

PERSONAL

Nicknames are "Lyubi" and "Bush"...The Scorpions are his favorite band...Enjoys soccer and fishing...His favorite sports team is Lokomotiv Moscow...He and his wife, Diana, have sons, Matvei and Miroslav.


PACK FACT

Recorded his first NHL point (assist) versus Colorado on December 22, 2018.

CAREER HIGHS							
GAMES: 41 (18-19)		GOALS: -		ASSISTS: 4 (18-19)		POINTS: 4 (18-19)	
CAREER HIGHLIGHTS				FIRSTS			
MOST GOALS/GAME: -	MOST SHOTS/GAME: 4 – 2 times (last 2/16/19 vs. TOR)	LONGEST POINT STREAK: -		FIRST COYOTES GAME: 10/6/18 vs. ANA	FIRST NHL GAME: 10/6/18 vs. ANA		
MOST ASSISTS/GAME: 1 – 4 times (last 2/4/19 at DAL)	LONGEST GOAL STREAK: -	CAREER HAT TRICKS: -		FIRST COYOTES GOAL: -	FIRST NHL GOAL: -		
MOST POINTS/GAME: 1 – 4 times (last 2/4/19 at DAL)	LONGEST ASSIST STREAK: -			FIRST COYOTES ASSIST: 12/22/18 vs. COL	FIRST NHL ASSIST: 12/22/18 vs. COL		
MOST PIM/GAME: 5 – 3/12/19 at STL							

CAREER STATISTICS

SEASON	TEAM	LEAGUE	GP	REGULAR SEASON								PLAYOFFS				
				G	A	PTS	PP	SH	GW	+/-	PIM	GP	G	A	PTS	PIM
2011-12	Kuznetskie Medvedi	MHL	26	0	1	1	-	-	-	-1	34	-	-	-	-	-
	Loko Yaroslavl	MHL	21	3	1	4	-	-	-	4	26	3	1	0	1	2
2012-13	Lokomotiv Yaroslavl-2	VHL	42	1	4	5	-	-	-	6	26	5	1	0	1	4
	Loko Yaroslavl	MHL	4	0	0	0	-	-	-	3	0	-	-	-	-	-
2013-14	Lokomotiv Yaroslavl	KHL	32	1	1	2	0	0	0	0	18	18	0	0	0	47
	Loko Yaroslavl	MHL	11	1	1	2	-	-	-	10	36	-	-	-	-	-
2014-15	Lokomotiv Yaroslavl	KHL	60	1	6	7	0	0	0	4	30	6	0	0	0	8
2015-16	Lokomotiv Yaroslavl	KHL	55	4	7	11	0	0	2	15	68	5	0	0	0	0
2016-17	Lokomotiv Yaroslavl	KHL	60	3	4	7	0	0	1	4	69	15	0	1	1	26
2017-18	Lokomotiv Yaroslavl	KHL	50	3	6	9	1	0	0	14	73	9	1	0	1	4
2018-19	Arizona	NHL	41	0	4	4	0	0	0	-9	13	-	-	-	-	-
FRANCHISE & NHL Totals			41	0	4	4	0	0	0	-9	13	-	-	-	-	-



Defense

6'0" | 182

Shoots: Left

Born: June 25, 1992

Dearborn Heights, Michigan

Age: 27

Career vs. NHL

TEAM	GP	G	A	PTS	PIM
Anaheim	6	0	0	0	2
Arizona	5	0	1	1	0
Boston	4	0	0	0	0
Buffalo	2	1	0	1	0
Calgary	7	2	2	4	2
Carolina	4	0	0	0	2
Chicago	5	0	1	1	0
Colorado	6	0	0	0	0
Columbus	3	1	2	3	0
Dallas	5	0	2	2	0
Detroit	5	0	0	0	0
Edmonton	7	3	1	4	0
Florida	3	0	0	0	0
Los Angeles	9	1	2	3	2
Minnesota	7	0	3	3	2
Montréal	3	0	0	0	0
Nashville	5	0	1	1	0
New Jersey	4	0	0	0	0
NY Islanders	4	0	2	2	0
NY Rangers	3	1	2	3	2
Ottawa	5	0	2	2	0
Philadelphia	2	0	0	0	2
Pittsburgh	2	0	0	0	2
San Jose	8	0	0	0	0
St. Louis	7	0	3	3	2
Tampa Bay	3	1	0	1	2
Toronto	3	0	3	3	0
Vancouver	10	0	1	1	0
Vegas	3	1	1	2	0
Washington	3	0	1	1	0
Winnipeg	8	0	0	0	0
Totals:	151	11	30	41	20

82 JORDAN OESTERLE

Drafted: Not Drafted

Acquired: From Chicago with Vinnie Hinostroza, Marian Hossa and Chicago's 2019 3rd round draft choice in exchange for Marcus Kruger, Jordan Maletta, Andrew Campbell, MacKenzie Entwistle and Arizona's 2019 5th round draft choice.

@joesty15

joest15

2018-19 HIGHLIGHTS

Played in 71 games in his first season with Arizona...Totaled 6-14-20 with 12 PIM...Scored three PPGs...Established career highs in games played, goals, assists, points, PIM and PPGs... Finished second among ARI defensemen in goals...Totaled seven power-play points (3-4-7)...Skated in his 100th NHL game at LAK, Dec. 4...Posted 1-1-2 at EDM, Jan. 12...Had two assists at TOR, Jan. 20...Skated in a season-high 25:15 at NSH, Feb. 5...Recorded a career-high five-game point streak (2-4-6) from Feb. 4-12...Totaled 1-1-2 vs. CBJ, Feb. 7.

2017-18 HIGHLIGHTS

Registered 5-10-15 with eight PIM in 55 games with CHI... Had a career-high 99 shots...Ranked second among CHI defensemen in TOI/G (20:31) and tied for third in goals...Led Blackhawks blueliners with four road goals...Skated in 15:01 in his CHI debut vs. EDM, Oct. 19...Scored his first NHL goal/PPG at EDM, Dec. 29...Posted 1-1-2 at CGY, Dec. 31...Recorded a career-long three-game point streak (2-2-4), Dec. 29 – Jan. 3...Tied his career high with two assists at OTT, Jan. 9...Skated in a season-high 26:06 vs. CGY, Feb. 6.

2016-17 HIGHLIGHTS

Skated in two games with the Oilers...Recorded AHL career highs in assists (25) and points (32) in 44 games with Bakersfield...Led Condors defensemen in scoring...Scored twice vs. STK, Dec. 10...Tallied a season-high 0-3-3 vs. SD, Mar. 25...Recorded a seven-game point streak from March 10-25.

2015-16 HIGHLIGHTS

Appeared in 17 games with EDM, totaling five assists...Posted his first career multi-point game (0-2-2) vs. STL, Mar. 16... Skated in a season-high 27:57 vs. VAN, Apr. 6...Recorded 4-21-25 in 44 games with Bakersfield.

2014-15 HIGHLIGHTS

Tallied one assist in six games with the Oilers...Skated in his NHL debut vs. ANA, Feb. 21...Registered his first NHL assist/point vs. LAK, Mar. 3...Skated in a season-high 17:12 vs. LAK, Mar. 3...Totaled 8-17-25 in 65 games with Oklahoma City (AHL)...Ranked second among team defensemen in scoring... Collected 1-3-4 in 10 Calder Cup Playoffs games.

2013-14 HIGHLIGHTS

Skated in four games with Oklahoma City...Made his AHL debut with the Barons against CHA, Apr. 5...Scored his first AHL goal vs. IA, Apr. 19...Played in one Calder Cup Playoff game...Registered 2-15-17 in 34 games with Western Michigan (NCAA)...Completed his collegiate career with 7-27-34 and a plus-11 rating in 113 games.

INTERNATIONAL CAREER

2018: Represented USA Hockey at the World Championships in Copenhagen & Herning, Denmark...Skated in four games, tallying one assist to help USA capture the bronze medal.

PERSONAL

Nickname is "Oz"...Nick Lidstrom was his favorite hockey player growing up...Drake is his favorite music artist...The Blacklist is his favorite TV show...Enjoys golf and traveling... Scoring his first NHL goal is his most memorable hockey moment.

PACK FACT

Set career highs in games (70), goals (6), assists (14) and points (20) in 2018-19.

CAREER HIGHS					
GAMES: 71 (18-19)		GOALS: 6 (18-19)		ASSISTS: 14 (18-19)	POINTS: 20 (18-19)
CAREER HIGHLIGHTS				FIRSTS	
MOST GOALS/GAME: 1 – 11 times (last 2/12/19 at VGK)#	MOST PIM/GAME: 2 – 10 times (last 3/14/19 vs. ANA)#	LONGEST ASSIST STREAK: 4 games – 2/4/19 – 2/9/19#		FIRST COYOTES GAME: 10/4/18 at DAL	FIRST NHL GAME: 2/21/15 vs. ANA^
MOST ASSISTS/GAME: 2 – 3 times (last 1/20/19 at TOR)#	MOST SHOTS/GAME: 6 – 2 times (last 1/20/18 vs. NYI)*	LONGEST POINT STREAK: 5 games – 2/4/19 – 2/12/19#		FIRST COYOTES GOAL: 10/27/18 vs. TBL	FIRST NHL GOAL: 12/29/17 at EDM*
MOST POINTS/GAME: 2 – 6 times (last 2/7/19 vs. CBJ)#	LONGEST GOAL STREAK: 2 games – 2 times (last 1/12/19 – 1/13/19)#	CAREER HAT TRICKS: -		FIRST COYOTES ASSIST: 10/16/18 at MIN	FIRST NHL ASSIST: 3/3/15 vs. LAK^
		MULTIPLE POINT GAMES: 6 (last 2/7/19 vs. CBJ)#			

^w/EDM, *w/CHI, #w/ARI

CAREER STATISTICS

SEASON	TEAM	LEAGUE	GP	REGULAR SEASON								PLAYOFFS				
				G	A	PTS	PP	SH	GW	+/-	PIM	GP	G	A	PTS	PIM
2010-11	Sioux Falls	USHL	54	2	13	15	-	-	-	8	16	10	2	3	5	0
2011-12	Western Michigan	NCAA	41	2	6	8	0	0	0	2	8	-	-	-	-	-
2012-13	Western Michigan	NCAA	38	3	6	9	0	0	1	7	14	-	-	-	-	-
2013-14	Western Michigan	NCAA	34	2	15	17	0	0	0	2	27	-	-	-	-	-
	Oklahoma City	AHL	4	1	0	1	1	0	0	-3	2	1	0	0	0	0
2014-15	Oklahoma City	AHL	65	8	17	25	1	1	3	-6	8	10	1	3	4	8
	Edmonton	NHL	6	0	1	1	0	0	0	-4	0	-	-	-	-	-
2015-16	Bakersfield	AHL	44	4	21	25	2	1	1	1	10	-	-	-	-	-
	Edmonton	NHL	17	0	5	5	0	0	0	1	0	-	-	-	-	-
2016-17	Bakersfield	AHL	44	7	25	32	1	0	0	3	10	-	-	-	-	-
	Edmonton	NHL	2	0	0	0	0	0	0	-1	0	-	-	-	-	-
2017-18	Chicago	NHL	55	5	10	15	1	0	0	-11	8	-	-	-	-	-
2018-19	Arizona	NHL	71	6	14	20	3	0	0	-3	12	-	-	-	-	-
FRANCHISE Totals			71	6	14	20	3	0	0	-3	12	-	-	-	-	-
NHL Totals			151	11	30	41	4	0	0	-18	20	-	-	-	-	-



Goalie

6'0" | 195

Catches: Left

Born: May 12, 1989

Rauma, FI

Age: 30

Career vs. NHL

TEAM	GP	W-L-T-OT	SO	GA	GAA	SV%
ANA	7	3-3-0-1	1	12	1.69	.930
ARI	5	4-0-0-1	0	9	1.77	.944
BOS	2	1-0-0-0	0	4	2.73	.925
BUF	5	2-3-0-0	0	12	2.62	.911
CGY	9	5-2-0-1	0	27	3.27	.897
CAR	3	2-1-0-0	0	8	2.59	.932
CHI	4	3-1-0-0	1	4	1.00	.968
COL	7	2-4-0-0	0	18	2.88	.891
CBJ	6	3-3-0-0	0	12	2.18	.924
DAL	3	1-1-0-0	0	5	2.38	.907
DET	3	2-0-0-0	0	3	1.29	.955
EDM	6	3-3-0-0	1	11	2.10	.926
FLA	3	1-1-0-1	0	8	2.84	.915
LAK	4	3-0-0-1	2	6	1.48	.946
MIN	9	4-3-0-0	0	21	2.82	.896
MTL	6	4-0-0-0	0	11	2.44	.927
NSH	6	2-2-0-1	0	14	2.71	.915
NJD	5	4-0-0-1	1	11	2.17	.912
NYI	4	1-2-0-0	0	10	3.02	.899
NYR	1	0-0-0-1	0	1	0.92	.960
OTT	6	4-2-0-0	0	14	2.35	.916
PHI	5	2-1-0-2	1	10	1.95	.943
PIT	6	1-3-0-0	0	17	3.58	.901
SJS	7	2-1-0-1	1	7	1.45	.942
STL	6	3-1-0-2	1	13	2.11	.934
TBL	6	4-2-0-0	1	10	1.66	.946
TOR	5	4-1-0-0	1	11	2.36	.925
VAN	2	0-0-0-1	0	4	2.03	.913
VGK	3	1-1-0-1	0	7	3.23	.908
WSH	3	1-1-0-0	0	6	2.59	.906
WPG	6	1-4-0-0	0	16	3.16	.863
TOT	153	73-46-0-15	11	322	2.34	.920

32 ANTTI RAANTA

Drafted: Not Drafted

Acquired: From N.Y. Rangers with Derek Stepan in exchange for Anthony DeAngelo and the 7th overall pick in the 2017 Entry Draft on June 23, 2017

@ARaanta31

2018-19 HIGHLIGHTS

Made 12 starts with the Coyotes...Recorded a .906 SV% and a 2.88 GAA with a 5-6-0 record...Missed 66 games due to injury...Registered 23 saves in win at ANA, Oct. 10...Stopped 33 of 34 shots in win at CHI, Oct. 18...Won three straight starts, Oct. 27 - Nov. 2...Recorded a career-high 48 saves in win vs. CAR, Nov. 2.

2017-18 HIGHLIGHTS

Appeared in 47 games with ARI including 46 starts...Registered a .930 SV% and 2.24 GAA with a 21-17-6 record...Set single-season career highs in games, starts, wins, shots faced (1,388) and MIN (2,599)...Ended the season with the second-highest SV% and tied for the second-lowest GAA in the NHL...Stopped 40 of 42 shots in Coyotes debut vs. VGK, Oct. 7...Notched first win with ARI in 36-save effort vs. CAR, Nov. 4... Played in his 100th career NHL game at PIT, Nov. 7...Earned the NHL's Second Star of the Week (Feb. 12-18)...Tallied 37 saves in win vs. CHI, Feb. 12...Stopped 40 shots in shutout win vs. EDM, Feb. 17...Registered 26 saves in shutout win vs. ANA, Feb. 24...Won six straight starts (Mar. 19 - Apr. 3)...Selected as the NHL's Second Star of the Week (Mar. 26 - Apr. 1) after posting a 3-0-0 record with a 1.00 GAA, .964 SV% and a shutout in three appearances... Had a 7-1-0 record and stopped 202 of 214 shots for a .944 SV% during March...Stopped 42 of 44 shots in win vs. CGY, Mar. 19...Made 34 saves in shutout win vs. STL, Mar. 31...Recorded 42 saves on 43 shots in win at CGY, Apr. 3...Posted the best GAA (1.84) and the best SV% (.942) in the NHL among all NHL goaltenders since Jan. 4... Finished the season with a 9-2-0 mark and a 1.30 GAA, a .959 SV% and two shutouts in his final 11 games.

2016-17 HIGHLIGHTS

Appeared in 30 games and made 26 starts with NYR...Posted a 16-8-2 record, 2.26 GAA and a .922 SV%...Recorded a career-high four shutouts...Also set then single-season career highs in games, starts and wins...Registered a 12-2-1 record with a 1.99 GAA and a .935 SV% in 17 road contests...Ranked ninth in the League in GAA...Won his first five starts of the season (Oct. 17 - Nov. 21)...Stopped 31 of 32 shots in win vs. TBL, Oct. 30...Made 35 saves in win at BOS, Nov. 5...Tallied 38 saves in win at EDM, Nov. 13...Stopped all 26 shots in first shutout of the season at CHI, Dec. 9...Made 19 saves in next start for second straight shutout vs. NJD, Dec. 11...Won three straight starts (Dec. 8-11)...Stopped 30 shots for the shutout in final start of the season at LAK, Mar. 25.

2015-16 HIGHLIGHTS

Registered a 11-6-2 record, 2.24 GAA and .919 SV% in 25 appearances with the Rangers...Ranked eighth in the NHL in GAA...Allowed two goals or less in 13 of his 18 starts...Made team debut with NYR vs. SJS, Oct. 19, stopping all 22 shots to record his first win and first shutout as a Ranger...Became the fourth netminder in team history to notch a shutout in his first start with the Rangers...Became the second Finnish-born goalie to play for NYR in franchise history...Was the first Ranger to post a shutout in his first start with the team at MSG since 2003...Registered 22 saves in win vs. CGY, Oct. 25...Stopped 39 of 40 shots in win at ARI, Nov. 7...Became the third goalie in team history to surrender a total of two goals in his first three

starts with NYR...Also was the first Rangers netminder to win his first three starts with the team since Dan Cloutier in 1998...Became the first NYR goalie to win each of his first four starts with the team and the second Rangers goalie to earn a win in each of his first four appearances with the team...Won seven of his final eight starts of the season, registering a 7-1-0 record, 2.13 GAA and a .931 SV%...Won three straight starts from Feb. 18 at TOR to Mar. 4 at WSH...Had a 1.67 GAA and a .949 SV% during that time...Stopped 26 of 27 shots in win vs. CBJ, Feb. 29...Collected 32 saves in win at WSH, Mar. 4...Posted a 1.75 GAA and a .941 SV% to win his final four starts of the season...Made 34 saves, including 19 in the third period to win at BUF, Mar. 8...Totalled 31 saves in win vs. DET, Apr. 9...**2016 Playoffs:** Played in three postseason contests...Made his Stanley Cup Playoffs debut in Game 1 of ECQF at PIT, Apr. 13.

2014-15 HIGHLIGHTS

Appeared in 14 games with CHI...Posted a 7-4-1 record, 1.89 GAA, .936 SV% and two shutouts...Set career highs in GAA and SV%...Allowed two or fewer goals in seven of his 12 starts...Registered a 7-0-1 record, 1.36 GAA and a .958 SV% in eight home starts...Posted a 5-0-0 record, 1.00 GAA and a .972 SV% in games when he made 30-plus saves...Recorded 32 saves for a shutout in season debut vs. PHI, Oct. 21...Won five straight games Dec. 3-21...Tallied a then career-high 40 saves in win vs. STL, Dec. 3...Made 31 shots in second shutout of the season vs. TOR, Dec. 21...Registered an 8-1-1 record, 2.39 GAA, .918 SV% and two shutouts in 11 games with Rockford (AHL).

2013-14 HIGHLIGHTS

Posted a 13-5-4 record, 2.71 GAA and a .897 SV% in 25 games as a rookie with the Blackhawks...Ranked third among NHL rookie goalies in wins and tied for fourth among League rookie netminders in appearances and starts (22)...Owned a 7-0-2 record, 1.68 GAA and a .928 SV% in nine home appearances...Made his NHL debut at COL, Nov. 19...Earned at least one point and had a 12-1-3 record in 15 of his first 16 NHL decisions (Nov. 27 - Jan. 12)...Went 5-0-1 in his first six NHL decisions (Nov. 27 - Dec. 11)...Surrendered two or fewer goals in each of his first seven NHL games...Made 20 saves in his first NHL win in first NHL start at CGY, Nov. 27...Won three straight games Dec. 8-11...Stopped 26 shots in first NHL shutout vs. LAK, Dec. 30...Appeared in 14 games with Rockford...Notched a 7-5-0 record, 2.83 GAA and .914 SV% with the IceHogs.

INTERNATIONAL

2013: Represented Finland at the IIHF World Championship...Registered a 4-3-0 record, 2.09 GAA, .928 SV% and one shutout in seven appearances...Selected as one of the top three players on Finland during the tournament.

PERSONAL

Nickname is "Rants"...Served in the Finnish Army for six months after he turned 18 years old...He and his wife, Anna, have a daughter, Evelyn...Marty Brodeur and Teemu Selanne were his favorite players growing up... "Transformers" is his favorite movie...Enjoys golf...Winning the Finnish League Championship has been his most memorable hockey moment.

PACK FACT

Became the first goaltender in franchise history to go 16 straight games allowing only three goals or less from Feb. 24 – Oct. 18, 2018.

CAREER HIGHS					
GAMES: 47 (18-19)		WINS: 21 (17-16)		SV%: .936 (14-15)	GAA: 1.89 (14-15)
CAREER HIGHLIGHTS			FIRSTS		
MOST CONSECUTIVE STARTS: 10 games (12/10/13 – 12/30/13)*	MOST SAVES IN A SHUTOUT: 40 (2/17/18 vs. EDM)#	LONGEST WINNING STREAK: 6 games (3/19/18 – 4/3/18)#		FIRST COYOTES GAME: 10/7/17 vs. VGK	FIRST NHL GAME: 11/19/13 at COL*
MOST SHOTS FACED/GAME: 51 (11/2/18 vs. CAR)#	CAREER SHUTOUTS: 11 (last 3/31/18 vs. STL)#	LONGEST SHUTOUT STREAK: 176:22 (12/8/16 – 12/13/16)^		FIRST COYOTES WIN: 11/4/17 vs. CAR	FIRST NHL WIN: 11/27/13 at CGY*
MOST SAVES/GAME: 48 *(11/2/18 vs. CAR)#	PENALTY SHOTS: 2 – 1 save/1 goal (last 12/16/14)*		FIRST COYOTES SHUTOUT: 2/17/18 vs. EDM	FIRST NHL SHUTOUT: 12/30/13 vs. LAK*	

^w/NYR, *w/CHI, #w/ARI

CAREER STATISTICS

SEASON	TEAM	LEAGUE	REGULAR SEASON							PLAYOFFS						
			GP	MIN	GA	SO	SV%	GAA	W-L-T-OT	GP	MIN	GA	SO	SV%	GAA	W-L
2009-10	Lukko R.	Liiga	15	836	37	2	.918	2.66	6-7-1	-	-	-	-	-	-	-
2010-11	Lukko R.	Liiga	20	1,064	42	1	.911	2.37	6-6-0	2	84	6	0	.818	4.28	0-1-0
2011-12	Assat Pori	Liiga	38	2,149	80	2	.933	2.23	21-10-4	3	176	9	0	.917	3.07	0-3-0
2012-13	Assat Pori	Liiga	45	2,595	80	5	.943	1.85	21-10-11	16	1,039	23	4	.955	1.33	12-4-0
2013-14	Chicago	NHL	25	1,397	63	1	.897	2.71	13-5-4	-	-	-	-	-	-	-
	Rockford	AHL	14	677	32	0	.914	2.83	7-5-0	-	-	-	-	-	-	-
2014-15	Chicago	NHL	14	792	25	2	.936	1.89	7-4-1	-	-	-	-	-	-	-
	Rockford	AHL	11	603	24	2	.918	2.39	8-1-1	-	-	-	-	-	-	-
2015-16	NY Rangers	NHL	25	1,150	43	1	.919	2.24	11-6-2	3	94	4	0	.895	2.56	0-1-0
2016-17	NY Rangers	NHL	30	1,617	61	4	.922	2.26	16-8-2	-	-	-	-	-	-	-
2017-18	Arizona	NHL	47	2,600	97	3	.930	2.24	21-17-6	-	-	-	-	-	-	-
2018-19	Arizona	NHL	12	688	33	0	.906	2.88	5-6-0	-	-	-	-	-	-	-
FRANCHISE TOTALS			59	3286	130	3	.925	2.37	26-23-6	-	-	-	-	-	-	-
NHL TOTALS			153	8,243	322	11	.920	2.34	73-46-15	3	94	4	0	.895	2.56	0-1-0



Center

6'0" | 189

Shoots: Left

Born: February 4, 1985

Belleville, Ontario

Age: 34

Career vs. NHL

TEAM	GP	G	A	PTS	PIM
Anaheim	45	4	6	10	52
Arizona	36	5	6	11	16
Boston	14	2	4	6	9
Buffalo	13	3	2	5	4
Calgary	45	4	8	12	32
Carolina	14	3	3	6	13
Chicago	32	3	4	7	14
Colorado	29	7	5	12	12
Columbus	25	4	4	8	8
Dallas	35	3	5	8	31
Detroit	30	3	4	7	10
Edmonton	52	7	12	19	4
Florida	12	1	2	3	8
Los Angeles	24	3	1	4	14
Minnesota	38	7	10	17	10
Montréal	16	3	2	5	13
Nashville	28	2	2	4	12
New Jersey	15	0	1	1	9
NY Islanders	15	3	2	5	6
NY Rangers	14	0	2	2	10
Ottawa	15	5	4	9	6
Philadelphia	18	4	3	7	6
Pittsburgh	10	3	2	5	4
San Jose	45	5	11	16	36
St. Louis	33	1	8	9	9
Tampa Bay	11	1	2	3	5
Toronto	13	0	8	8	2
Vancouver	36	9	6	15	14
Vegas	7	0	0	0	4
Washington	13	1	1	2	0
Winnipeg	16	4	1	5	11
Totals:	749	100	131	231	384

15

BRAD RICHARDSON

Drafted: Colorado's 4th choice (5th round, 163rd overall) in the 2003 Entry Draft

Acquired: Signed as a free agent July 1, 2015

brichrdson15

2018-19 HIGHLIGHTS

Recorded 19-8-27 with 22 PIM and a plus-6 rating in 66 games...Led the Coyotes and set a career high in goals...His 15 even-strength goals led the team...Scored three SHGs, which tied his career high...Tallied three GWGs...Led ARI with 15 goals at home...First among team forwards in plus-minus (+6)...Ranked third on the team and first among ARI forwards in SH TOI/G (2.33)...Finished second on the team and led forwards in SH TOI (168:02)...Collected the second-most SHPs (6) on the team...Led the Coyotes with a 54.9 FO%...Scored a career-best four goals vs. VAN, Feb. 28...Became the first Coyotes player since Keith Tkachuk in 1997 to score four goals in a game...Also became the eighth player aged 34 or older to score four goals in a game since 1998-99...Scored his 100th NHL goal in season finale vs. WPG, Apr. 6.

2017-18 HIGHLIGHTS

Skated in 76 games with the Coyotes as an assistant captain, recording 3-12-15 and 45 PIM...Led the team with a 52.1 FO% and a 51.1 Road FO%...Ranked first among ARI forwards and second on the team in SH TOI/G (2:05)...First on the team in SH TOI (158:00)...Posted 1-1-2 vs. SJS, Jan. 16...Earned his 200th career NHL point at SJS, Feb. 13.

2016-17 HIGHLIGHTS

Appeared in 16 games with Arizona...Recorded 5-4-9 and 15 PIM...Led the team with two SHGs...Tied for the team lead in SHPs (three)...Owned a 52.6 FO%...Posted a team-best 55.8 Road FO%...Scored a goal in the season opener vs. PHI, Oct. 15...Registered a four-game point streak (2-2-4) to start the season, Oct. 15-21...Had a goal and an assist at PHI, Oct. 27...Posted a three-game point streak (2-2-4), Oct. 27 - Nov. 1...Skated in his 600th career NHL game and scored a goal vs. SJS, Nov. 1...Suffered a season-ending injury at VAN, Nov. 17...Missed 66 games due to injury.

2015-16 HIGHLIGHTS

Registered 11-20-31 in his first season with ARI...1 of 2 Coyotes to play in all 82 games...Ranked second on the team in plus-minus (+8)...Won 54.4% of his face-offs...Owned a 55.5 Road FO%...Scored three GWGs and had four multi-point games...Tied for first on ARI in road plus-minus (+2)...Scored first goal with ARI at OTT, Oct. 24...Tallied two assists vs. EDM, Nov. 12...Won 67% (6/9) of his face-offs at WPG, Nov. 21...Earned an assist in back-to-back games vs. ANA, Nov. 25 and vs. CGY, Nov. 27...Collected two assists and won 79% (15/19) of his face-offs vs. TOR, Dec. 22...Registered 1-1-2 at EDM, Jan. 2...Recorded a three-game point streak (1-3-4) from Dec. 31 - Jan. 4...Skated in a season-high 20:27 at EDM, Jan. 2...Tallied his 100th career NHL assist at VAN, Jan. 4...Won 80% (8/10) of his face-offs vs. BUF, Jan. 18...Had a two-game point streak (1-1-2), Jan. 21-23...Won 82% (9/11) of his face-offs at WPG, Jan. 26...Won 80% (8/10) of his face-offs at VAN, Mar. 9...Scored two goals at CGY, Mar. 11...Earned a point in two straight games (1-1-2), Apr. 5-7...Won 93% (13/14) of his face-offs at SJS, Apr. 9.

2014-15 HIGHLIGHTS

Skated in 45 games and posted 8-13-21 and 34 PIM with VAN...Ranked second among Canucks forwards in SH TOI/G (1:57)...Recorded five multi-point games...Scored a goal and had an assist vs. ARI, Dec. 22...Scored twice and had an assist at PIT, Dec. 4...Had a goal and an assist at CBJ, Nov. 28...Notched two goals vs. CAR, Oct. 28...Dished out two assists at CGY, Oct. 8.

2013-14 HIGHLIGHTS

Appeared in 73 games in his first season with VAN, collecting 11-12-23 and 63 hits...Ranked third among Canucks with 533 face-off wins...Scored his second GWG of the season and had a season high six shots, Apr. 5 vs. LAK...Notched one goal, recorded two hits and won 10 face-offs vs. ANA, Mar. 29...Finished plus-4 with two points (1-1-2) vs. BUF, Mar. 23...Recorded his first PPG as a Canuck and second of his career, vs. WPG, Dec. 22...Collected two points (0-2-2), winning 13 face-offs, vs. BOS, Dec. 14...Posted his first multi-point game of the season, recording two assists, vs. TOR, Nov. 2...Scored the GWG in overtime at NYI, Oct. 22...Appeared in his 400th career game, recording a goal and finishing plus-2, at PIT, Oct. 19...Recorded his second SHG of the season at BUF, Oct. 17...Scored his first goal as a Canuck (SHG) vs. EDM, Oct. 5.

2012-13 HIGHLIGHTS

Appeared in 16 games with LAK, registering six points (1-5-6) and 10 PIM...Recorded two assists and was plus-2 vs. SJS, Apr. 27...Collected an assist and added three hits vs. CBJ, Apr. 18...Recorded his 100th career point at DAL, Mar. 31...**2013 Playoffs:** Skated in 11 playoff games with the Kings, collecting an assist.

2011-12 HIGHLIGHTS

Averaged 12:01 TOI and recorded eight points (5-3-8) in 59 regular season games with the Kings...Recorded two goals at MIN, Mar. 31...Registered his sixth career SHG in his 200th NHL game with LAK vs. DAL, Dec. 10...**2012 Playoffs:** Dressed in 13 playoff games, helping the Kings to their first Stanley Cup Championship.

2010-11 HIGHLIGHTS

Recorded 7-12-19 in 68 regular season games...Collected 1-1-2 vs. DET, Feb. 28...Played in 300th NHL game vs. COL, Feb. 26...Recorded first career hat trick, including a SHG and the GWG at COL, Oct. 23...**2011 Playoffs:** Tied for the club lead in points with five (2-3-5) and led the Kings in shots (17) during the postseason.

2009-10 HIGHLIGHTS

Posted a career high in points (27), assists (16) and games played in a season (81)...Was the Kings' nominee for the 2009-10 Bill Masterton Memorial Trophy...Helped the Kings to a 10-0-1 record when he scored...Finished third on the Kings in GWGs (4)...Recorded two assists at MIN, Mar. 29...Collected 13 points (4-9-13) and was plus-10 in a 16-game span from Dec. 15 - Jan. 23...Recorded 1-1-2 at DET, Jan. 23...Tallied two assists vs. BOS, Jan. 16...Recorded a point-per-game (2-6-8 in eight games) from Dec. 15 - Jan. 4...Led the Kings with 11 points in the month of December (5-6-11)...Registered two assists vs. MIN, Dec. 28...Recorded 1-1-2 at EDM, Dec. 15...Played in 200th NHL game vs. DAL, Dec. 12...Posted a three-game scoring streak (3-1-4) from Dec. 1-5...Scored a SHG vs. STL, Dec. 5...Collected first goal of the season and added an assist at ANA, Dec. 1...**2010 Playoffs:** Skated in six games and posted 1-1-2...Scored the GWG vs. VAN, Apr. 19 in the WCQF.

2008-09 HIGHLIGHTS

Appeared in 31 games and had five assists...Recorded first point with LAK at NSH, Oct. 25...Missed 22 games due to injury.

2007-08 HIGHLIGHTS

Split the season with Colorado (NHL) and Lake Erie (AHL)...Played in 22 games with the Avalanche and posted 2-3-5...Ranked fourth on Lake Erie in points, tied for third on the club in assists and tied for second in power-play points (20)...Led Lake Erie in points per game (1.05)...Had five three-point games, one four-point game and one five-point game with Lake Erie...Was recalled from the AHL three times during the season.

2006-07 HIGHLIGHTS

Scored a then career-high 14 goals and totaled 22 points in his second season with COL...Collected 19 of his 22 points on the road...Led the Avalanche in SHGs (3)... Became the first Avalanche player to score three SHGs in a single season since Joe Sakic tallied three in 2000-01...Recorded first career OT goal at DET, Mar. 4...Collected a career best three-assists at EDM, Dec. 19...Posted first career multi-point game at MIN, Oct. 5.

2005-06 HIGHLIGHTS

Posted 13 points (3-10-13) and 12 PIM in his first NHL season with COL... Collected first career NHL goal and first career multi-point game (1-1-2) vs. VAN, Jan. 28...Recorded first NHL assist vs. STL, Jan. 9...Made NHL debut vs. VAN, Nov. 27... **2006 Playoffs:** Collected first playoff goal vs. DAL, Apr. 28.

2004-05 HIGHLIGHTS

Collected 97 points (41-56-97) and 60 PIM in final year with Owen Sound (OHL)... Ranked third in the OHL in points, tied for third in goals, sixth in assists and second in GWGs (nine)...Was runner-up for OHL's Most Outstanding Player Award...Won Jerry Reid Memorial Award as Owen Sound's Team MVP...Selected as an OHL Third Team All-Star.

PERSONAL

Nickname is "Richie"...Has a daughter named Lexi...Favorite movie is Dumb & Dumber...Favorite sport other than hockey is golf...Favorite pro athlete is Tiger Woods... Favorite hockey player growing up was Wayne Gretzky...Favorite food is sushi...Enjoys listening to George Strait...Favorite vacation spot is the Bahamas...If not a hockey player he would be a golfer...Loves water sports...Is a regular guest on 'The Bachelor Report' hosted by Paul Bissonnette.

PACK FACT


Became the second player in Coyotes history to score four goals in a game versus Vancouver on February 28, 2019.

CAREER HIGHS				
GAMES: 82 (15-16)		GOALS: 19 (18-19)		ASSISTS: 20 (15-16)
				POINTS: 31 (15-16)
CAREER HIGHLIGHTS			FIRSTS	
MOST GOALS/GAME: 4 – 2/28/19 vs. VAN%	MOST SHOTS/GAME: 7 – 3 times (last 12/22/18 vs. COL)%	LONGEST POINT STREAK: 4 games – 2 times (last 10/25/18 – 11/2/18)%		FIRST COYOTES GAME: 10/9/15 at LAK
MOST ASSISTS/GAME: 3 – 12/19/06 at EDM*	LONGEST GOAL STREAK: 3 games – 12/1/09-12/5/09^	CAREER HAT TRICKS: 2 – last 2/28/19 vs. VAN%		FIRST NHL GAME: 11/27/05 vs. VAN*
MOST POINTS/GAME: 4 – 2/28/19 vs. VAN%	LONGEST ASSIST STREAK: 3 games – 12/31/15-1/4/16%	MULTIPLE POINT GAMES: 35 – last 3/21/19 at FLA%		FIRST COYOTES GOAL: 10/24/15 at OTT
MOST PIM/GAME: 10 – 12/30/09 at CGY^				FIRST NHL GOAL: 1/28/06 vs. VAN*
				FIRST COYOTES ASSIST: 10/15/15 vs. MIN
				FIRST NHL ASSIST: 1/9/06 vs. STL*

*w/COL, ^w/LAK, #w/VAN,%w/ARI

CAREER STATISTICS

SEASON	TEAM	LEAGUE	GP	REGULAR SEASON								PLAYOFFS				
				G	A	PTS	PP	SH	GW	+/-	PIM	GP	G	A	PTS	PIM
2001-02	Owen Sound	OHL	58	12	21	33	3	0	0	-16	20	-	-	-	-	-
2002-03	Owen Sound	OHL	67	27	40	67	6	2	5	-10	54	4	1	1	2	0
2003-04	Owen Sound	OHL	15	7	9	16	5	0	0	2	4	-	-	-	-	-
2004-05	Owen Sound	OHL	68	41	56	97	14	2	9	26	60	8	6	4	10	8
2005-06	Colorado	NHL	41	3	10	13	1	0	0	0	12	9	1	0	1	6
	Lowell	AHL	29	4	13	17	2	0	0	-3	20	-	-	-	-	-
2006-07	Colorado	NHL	73	14	8	22	0	3	3	4	28	-	-	-	-	-
	Albany	AHL	3	0	1	1	0	0	0	-4	2	-	-	-	-	-
2007-08	Colorado	NHL	22	2	3	5	0	0	0	-3	8	-	-	-	-	-
	Lake Erie	AHL	38	14	26	40	7	2	0	-8	18	-	-	-	-	-
2008-09	Manchester	AHL	3	1	2	3	0	0	0	-3	0	-	-	-	-	-
	Los Angeles	NHL	31	0	5	5	0	0	0	-6	11	-	-	-	-	-
2009-10	Los Angeles	NHL	81	11	16	27	0	1	4	1	37	6	1	1	2	2
2010-11	Los Angeles	NHL	68	7	12	19	0	1	1	-13	47	6	2	3	5	2
2011-12	Los Angeles	NHL	59	5	3	8	0	1	0	-6	30	13	1	0	1	4
2012-13	Los Angeles	NHL	16	1	5	6	0	0	0	2	10	11	0	1	1	0
2013-14	Vancouver	NHL	73	11	12	23	1	2	2	1	39	-	-	-	-	-
2014-15	Vancouver	NHL	45	8	13	21	0	1	1	0	34	5	0	0	0	15
2015-16	Arizona	NHL	82	11	20	31	0	0	3	8	46	-	-	-	-	-
2016-17	Arizona	NHL	16	5	4	9	0	2	0	-1	15	-	-	-	-	-
2017-18	Arizona	NHL	76	3	12	15	0	0	0	-24	45	-	-	-	-	-
2018-19	Arizona	NHL	66	19	8	27	0	3	3	6	22	-	-	-	-	-
FRANCHISE TOTALS			240	38	44	82	0	5	6	-11	128	-	-	-	-	-
NHL TOTALS			749	100	131	231	2	14	17	-31	384	50	5	5	10	29



Defense

6'0" | 191

Shoots: Right

Born: February 15, 1993

Westmont, Illinois

Age: 26

Career vs. NHL

TEAM	GP	G	A	PTS	PIM
Anaheim	0	0	0	0	0
Arizona	1	0	0	0	0
Boston	1	0	0	0	0
Buffalo	1	0	0	0	0
Calgary	0	0	0	0	0
Carolina	2	0	0	0	2
Chicago	1	0	0	0	0
Colorado	2	0	0	0	0
Columbus	0	0	0	0	0
Dallas	0	0	0	0	0
Detroit	0	0	0	0	0
Edmonton	0	0	0	0	0
Florida	0	0	0	0	0
Los Angeles	0	0	0	0	0
Minnesota	1	0	0	0	0
Montréal	2	0	0	0	0
Nashville	0	0	0	0	0
New Jersey	1	0	0	0	0
NY Islanders	0	0	0	0	0
NY Rangers	1	0	0	0	0
Ottawa	2	0	0	0	0
Philadelphia	0	0	0	0	0
Pittsburgh	0	0	0	0	0
San Jose	0	0	0	0	0
St. Louis	0	0	0	0	0
Tampa Bay	2	0	0	0	0
Toronto	2	0	0	0	0
Vancouver	0	0	0	0	0
Vegas	0	0	0	0	0
Washington	0	0	0	0	0
Winnipeg	0	0	0	0	0
Totals:	19	0	0	0	2

5

ROBBIE RUSSO

Drafted: New York Islanders' 5th choice (4th round, 95th overall) in the 2011 Entry Draft
 Acquired: From Detroit in exchange for a 2019 conditional 7th round draft choice on June 24, 2018

robbierusso5

2018-19 HIGHLIGHTS

Registered 6-33-39 in 67 games with Tucson (AHL)...Led the team in assists and shots...His 165 shots where his most in an AHL season...Finished first among Roadrunners defensemen and third on the team in points...Ranked second among all Roadrunners in plus/minus (+12)...Scored five PPGs, which were an AHL career high and tied for third most on Tucson...Finished tied with the fourth most PPGs by an AHL defenseman...Matched his AHL career high for points in a season...Tallied 11 multi-point games...Registered a four-game assist streak (0-5-5), Nov. 7-20.

2017-18 HIGHLIGHTS

Appeared in a career-high 75 games with Grand Rapids (AHL)... Totaled 9-23-32 and 81 PIM...Set AHL career highs in goals and PIM...Finished second among Griffins defensemen in goals, assists and points...Had seven-multi-point games...Tallied one assist in five Calder Cup Playoffs games.

2016-17 HIGHLIGHTS

Skated in 19 games with the Red Wings...Was +2 with two PIM...Made his NHL debut at TOR, Mar. 7...Skated in a season-high 18:51 at CAR, Mar. 27...Registered 7-25-32 in 58 games with Grand Rapids...Scored three PPGs and two GWGs...Tied for first among Griffins defensemen in goals and was second in assists and points...Led team blueliners with 119 shots...Recorded a five-game assist/point streak (0-6-6), Nov. 16-26...Totaled seven assists in 19 Calder Cup Playoffs games...His seven assists were tied for most by a Griffins' blueliner during the playoffs...Helped the Grand Rapids capture the 2017 Calder Cup Championship.

2015-16 HIGHLIGHTS

Totaled 5-34-39 in 71 contests with Grand Rapids...Led the AHL in plus-minus (+40)...Established career highs in assists, points and plus-minus...First among team defensemen in assists and points...Tallied a seven-game point streak (1-8-9), Dec. 5-19...Skated in nine Calder Cup Playoffs games, totaling 1-4-5.

2014-15 HIGHLIGHTS

Registered 15-26-41 in 40 games as a senior and team captain at Notre Dame (NCAA)...Was a team-leading +13...Scored five PPGs and two GWGs...Completed his collegiate career with 28-66-94 in 142 career games...Ranked second on the team in goals, assists and points...His 15 goals tied for the national lead among defensemen while his 41 points ranked second nationally among blueliners...Named an AHCA Second Team All-American (East)... Became Notre Dame's fifth All-American defenseman, joining Ian Cole (2009), Benoit Cotnoir (1999), Bill Nyrop (1973) and Jack Brownschidle (1976 and 1977)... Chosen as a First Team All-Hockey East selection...Totaled 13 multi-point games...Scored the only hat trick by a defenseman in the nation in 6-1 win at UConn, Jan. 18...Named the NCAA's First Star of the Week and the Hockey East Player of the Week after his five-point weekend against UConn...Totaled 3-8-11 to lead the team in postseason scoring...Recorded a career-high 2-2-4 in his final game with the Irish in Game 3 of the Hockey East Quarterfinals...Earned the team's Nyrop Defensive Player of the Year and Monogram Club MVP awards.

INTERNATIONAL CAREER

2010-11: Served as team captain for USA Hockey's Under-18 team...Posted 4-26-30...Helped the national program to gold medals at the Four Nations, the Five Nations and the 2011 IIHF World Under-18 Championships...2009-10: Played with the USA Under-17 team...Totaled 7-24-31 with 58 PIM in 52 games... Helped the U.S. to a first-place finish at the World Under-17 Hockey Challenge in Timmins, Ontario.

PERSONAL

Nickname is "Roos"...Nick Lidstrom was his favorite hockey player growing up...Game of Thrones is his favorite TV show... Enjoys baseball and is a fan of the Chicago Cubs...Winning the Calder Cup with Grand Rapids is his most memorable hockey moment...Enjoys golf...Took batting practice with the D-backs on Sept. 3, 2019.

PACK FACT

Led Tucson defensemen in scoring with 6-33-39 in 2018-19.

CAREER HIGHS					
GAMES: 19 (16-17)		GOALS: -		ASSISTS: -	POINTS: -
CAREER HIGHLIGHTS				FIRSTS	
MOST GOALS/GAME: -	MOST SHOTS/GAME: 3 - 3/30/17 at TBL*	LONGEST POINT STREAK: -		FIRST COYOTES GAME: -	FIRST NHL GAME: 3/7/17 at TOR*
MOST ASSISTS/GAME: -	LONGEST GOAL STREAK: -	CAREER HAT TRICKS: -		FIRST COYOTES GOAL: -	FIRST NHL GOAL: -
MOST POINTS/GAME: -	LONGEST ASSIST STREAK: -	MULTIPLE POINT GAMES: -		FIRST COYOTES ASSIST: -	FIRST NHL ASSIST: -
MOST PIM/GAME: 2 - 3/28/17 at CAR*					

*w/DET

CAREER STATISTICS

SEASON	TEAM	LEAGUE	GP	REGULAR SEASON								PLAYOFFS				
				G	A	PTS	PP	SH	GW	+/-	PIM	GP	G	A	PTS	PIM
2011-12	Notre Dame	NCAA	40	4	11	15	4	0	1	-6	14	-	-	-	-	-
2012-13	Notre Dame	NCAA	41	5	18	23	4	0	2	6	40	-	-	-	-	-
2013-14	Notre Dame	NCAA	21	4	11	15	1	2	0	9	8	-	-	-	-	-
2014-15	Notre Dame	NCAA	40	15	26	41	5	1	2	13	20	-	-	-	-	-
2015-16	Grand Rapids	AHL	71	5	34	39	1	0	2	40	42	9	1	4	5	9
2016-17	Grand Rapids	AHL	58	7	25	32	3	0	2	15	37	19	0	7	7	22
	Detroit	NHL	19	0	0	0	0	0	0	2	2	-	-	-	-	-
2017-18	Grand Rapids	AHL	75	9	23	32	2	0	1	6	81	5	0	1	1	0
2018-19	Tucson	AHL	67	6	33	39	5	0	1	12	32	-	-	-	-	-
NHL Totals			19	0	0	0	0	0	0	2	2	-	-	-	-	-



Center

6'0" | 177

Shoots: Right

Born: February 23, 1996

Madison, Wisconsin

Age: 23

Career vs. NHL

TEAM	GP	G	A	PTS	PIM
Anaheim	8	4	3	7	4
Arizona	6	2	1	3	0
Boston	5	1	1	2	0
Buffalo	4	0	1	1	0
Calgary	7	1	2	3	0
Carolina	5	1	0	1	0
Chicago	0	0	0	0	0
Colorado	9	2	4	6	2
Columbus	5	0	1	1	0
Dallas	8	0	3	3	0
Detroit	3	0	0	0	2
Edmonton	7	1	4	5	0
Florida	5	0	1	1	2
Los Angeles	9	1	2	3	0
Minnesota	11	2	4	6	4
Montréal	4	0	3	3	0
Nashville	6	2	3	5	2
New Jersey	4	0	2	2	0
NY Islanders	3	0	1	1	0
NY Rangers	4	1	7	8	2
Ottawa	4	2	1	3	0
Philadelphia	5	0	0	0	0
Pittsburgh	4	2	5	7	0
San Jose	7	3	2	5	0
St. Louis	12	0	8	8	4
Tampa Bay	6	1	3	4	2
Toronto	4	1	3	4	2
Vancouver	7	3	1	4	0
Vegas	4	1	0	1	2
Washington	5	1	1	2	0
Winnipeg	8	2	4	6	4
Totals:	179	34	71	105	32

8 NICK SCHMALTZ

Drafted: Chicago's 1st choice (1st round, 20th overall) in the 2014 Entry Draft
 Acquired: From Chicago in exchange for Brendan Perlini and Dylan Strome on November 25, 2018

@thisisnick_09

Nick_schmaltz

2018-19 HIGHLIGHTS

Totaled 7-18-25 with a career-high five PPGs and two GWGs in 40 games with ARI and CHI...Registered 5-9-14 in 17 games with the Coyotes...Scored four PPGs and had seven PPPs with ARI...Made his Coyotes debut at MIN, Nov. 27...Collected 1-1-2 at NSH, Nov. 29...Recorded a three-game point streak (2-3-5), Nov. 29 – Dec. 4...Scored in back-to-back games (2-0-2) vs. SJS, Dec. 8 and at BOS, Dec. 11...Posted a three-game assist streak (0-3-3), Dec. 20-23...Scored 1-1-2 including the GWG at ANA, Dec. 29...Missed the final 43 games of the season due to a lower body injury.

2017-18 HIGHLIGHTS

Played in a career-high 78 games with Chicago...Recorded career highs in all offensive categories including goals (21), assists (31), points (52), PPPs (13) and shots (118)...Finished tied for second among Blackhawks' players in points...Ranked third on the team in assists and goals...His 13 PPPs were second-most among CHI players...Led the Blackhawks and finished third in the NHL with 86 takeaways...Totaled five three-point games and 12 multi-point contests...Recorded his first two-goal game (2-1-3) vs. PIT, Oct. 5...Posted his first three-assist game vs. NYR, Oct. 15...Registered a five-game point streak (5-3-8), Jan. 3-10...Skated in his 100th NHL game vs. MIN, Jan. 10...Collected 6-6-12 in 12 games during January.

2016-17 HIGHLIGHTS

Totaled 6-22-28 with a plus-10 rating in 61 games with the Blackhawks...Also recorded 6-3-9 in 12 contests with Rockford (AHL) during his first professional season...Led CHI rookies in assists and was second in points...Made his NHL debut vs. STL, Oct. 12...Scored his first NHL goal vs. NSH, Oct. 15...Tallied his first NHL assist vs. LAK, Oct. 30...Had 1-1-2 in his first career multi-point game at COL, Jan. 17...Registered a five-game point streak (2-7-9), Feb. 19 – Mar. 1...**2017 Playoffs:** Played in four games of WCQF vs. NSH...Skated in 10:44 during Stanley Cup Playoffs debut vs. NSH, Apr. 13.

2015-16 HIGHLIGHTS

Set collegiate career highs in goals (11), assists (35), points (46) and plus-minus (+44) in 37 games as a sophomore to help North Dakota win the NCAA championship...Named All-NCHC honorable mention...Scored the GWG in Frozen Four semifinal win vs. Denver...Recorded an assist in the national title game vs. Quinnipiac...Finished the season tied for seventh in the NCHC scoring race and fifth in points/game (1.24)...His 35 assists ranked fifth in the nation and second in the NCHC...Led the nation with 28 even-strength assists...Signed an entry-level contract with the Chicago Blackhawks following the season.

2014-15 HIGHLIGHTS

Collected 5-21-26 in 38 games as a freshman at North Dakota...Named to the NCHC All-Rookie Team...Finished second among conference freshmen in points/game (0.68), tied for second in assists and tied for third in points.

INTERNATIONAL CAREER

2017: Played for Team USA at the IIHF World Championship in Cologne, Germany, and Paris, France...Tallied three assists in seven games...**2016:** Won a bronze medal with Team USA at the IIHF World Junior Championship in Helsinki, Finland...Totaled 2-6-8 in seven games...Named USA's Player of the Game following the team's quarterfinal win vs. Czech Republic...**2015:** Played for the USA Junior Team at the IIHF World Junior Championship in Montreal, Quebec and Toronto, Ontario...Had one assist in five contests.

PERSONAL

Nickname is "Schmaltzy"...His brother, Jordan, is a player in the Toronto Maple Leafs organization...Father (1988-90), Mike, as well as uncles Marc Schmaltz (1988-91) and Monte Schmaltz (1992-93), all lettered in football at UND...Enjoys golf...Tiger Woods is his favorite athlete...Breaking Bad is his favorite TV show of all time... Signed a seven-year contract extension through the 2025-26 season with the Coyotes on March 30, 2019.

PACK FACT

Became the tenth player from the 2014 draft class to reach the 100-point milestone on December 13, 2018.

CAREER HIGHS

GAMES: 78 (17-18)

GOALS: 21 (17-18)

ASSISTS: 31 (17-18)

POINTS: 52 (17-18)

CAREER HIGHLIGHTS

FIRSTS

MOST GOALS/GAME:
2 – 3 times (last 3/4/18 at ANA)*

MOST PIM/GAME:
2 – 16 times (last 12/1/18 vs. STL)#

LONGEST ASSIST STREAK:
5 games – 2/19/17 – 3/1/17*

FIRST COYOTES GAME:
11/27/18 at MIN

FIRST NHL GAME:
10/12/16 vs. STL*

MOST ASSISTS/GAME:
3 – 2 times (last 12/29/17 at EDM)*

MOST SHOTS/GAME:
5 – 3 times (last 12/1/18 vs. STL)#

LONGEST POINT STREAK:
5 games – 2 times (last 1/3/18 – 1/10/18)*

FIRST COYOTES GOAL:
11/29/18 at NSH

FIRST NHL GOAL:
10/15/16 vs. NSH*

MOST POINTS/GAME:
3 – 6 times (last 1/9/18 at OTT)*

LONGEST GOAL STREAK:
4 games – 1/3/18 – 1/9/18*

CAREER HAT TRICKS:
-

FIRST COYOTES ASSIST:
11/29/18 at NSH


FIRST NHL ASSIST:
10/30/16 vs. LAK*

MULTIPLE POINT GAMES:
24 (last 12/29/18 at ANA)#

*w/CHI, #w/ARI

CAREER STATISTICS

SEASON	TEAM	LEAGUE	GP	REGULAR SEASON								PLAYOFFS					
				G	A	PTS	PP	SH	GW	+/-	PIM	GP	G	A	PTS	PIM	
2011-12	Green Bay	USHL	11	1	3	4	-	-	-	7	2	-	-	-	-	-	-
2012-13	Green Bay	USHL	64	18	34	52	-	-	-	2	15	4	1	1	2	0	0
2013-14	Green Bay	USHL	55	18	45	63	-	-	-	-3	16	4	1	2	3	17	
2014-15	North Dakota	NCAA	38	5	21	26	1	0	2	3	12	-	-	-	-	-	-
2015-16	North Dakota	NCAA	37	11	35	46	2	0	3	44	6	-	-	-	-	-	-
2016-17	Rockford	AHL	12	6	3	9	1	1	1	-4	2	-	-	-	-	-	-
	Chicago	NHL	61	6	22	28	0	0	0	10	6	4	0	0	0	0	2
2017-18	Chicago	NHL	78	21	31	52	4	0	2	1	18	-	-	-	-	-	-
2018-19	Chicago	NHL	23	2	9	11	1	0	0	-4	6	-	-	-	-	-	-
	Arizona	NHL	17	5	9	14	4	0	2	-8	2	-	-	-	-	-	-
FRANCHISE Totals			17	5	9	14	4	0	2	-8	2	-	-	-	-	-	-
NHL Totals			179	34	71	105	9	0	4	-1	32	4	0	0	0	0	2



Center

6'3" | 210

Shoots: Left

Born: October 12, 1985

Malmo, Sweden

Age: 33

Career vs. NHL

TEAM	GP	G	A	PTS	PIM
Anaheim	16	1	6	7	4
Arizona	16	3	3	6	8
Boston	8	2	2	4	8
Buffalo	16	2	8	10	8
Calgary	16	2	5	7	6
Carolina	14	3	5	8	8
Chicago	21	4	1	5	4
Colorado	3	1	1	2	0
Columbus	13	4	2	6	0
Dallas	22	4	7	11	10
Detroit	15	5	6	11	8
Edmonton	16	3	6	9	0
Florida	17	2	7	9	4
Los Angeles	15	2	9	11	6
Minnesota	22	7	7	14	2
Montréal	16	3	1	4	6
Nashville	22	1	11	12	16
New Jersey	14	4	3	7	2
NY Islanders	13	3	8	11	12
NY Rangers	13	2	2	4	4
Ottawa	15	3	8	11	4
Philadelphia	14	0	8	8	4
Pittsburgh	15	2	4	6	6
San Jose	16	3	5	8	8
St. Louis	23	2	6	8	6
Tampa Bay	16	2	3	5	8
Toronto	15	6	4	10	6
Vancouver	16	0	2	2	4
Vegas	6	1	1	2	0
Washington	15	2	8	10	6
Winnipeg	23	7	10	17	6
Totals:	482	86	159	245	174

34 CARL SODERBERG

Drafted: St. Louis's 2nd choice (2nd round, 49th overall) in the 2004 Entry Draft
 Acquired: From Colorado in exchange for Kevin Connauton and a 2020 3rd round draft choice on June 25, 2019

2018-19 HIGHLIGHTS

Played in all 82 regular season games for the third time in his NHL career...Registered 23-26-49 and 26 PIM...Set a career high for goals in a season...Recorded a career-best 188 shots...Scored two PPGs and two GWGs...Finished fourth on the Avalanche in goals and fifth in points...His three SHGs were a career high and tied for the team lead...First on COL with 49 takeaways...Led Avalanche forwards in SH TOI (203:35) and was third in SH TOI/G (2:29)...Owned a 49.4 FO% with a team-leading 528 FOW...Totaled 11 multi-point games...Recorded a four-game point streak (3-2-5), Oct. 4-11 to start the season...Posted a four-game point streak (2-3-5), Nov. 9-16...Scored his first NHL hat trick (3-0-3) at TOR, Jan. 14...Matched his career high with 1-2-3 at NYI, Feb. 9...Had 1-2-3 vs. WPG, Feb. 20...Scored twice at CHI, Feb. 22...**2019 Playoffs:** Played in 12 Stanley Cup Playoff games with COL...Tallied two assists and eight PIM...Was +4.

2017-18 HIGHLIGHTS

Recorded 16-21-37 with 26 PIM in 77 games with COL...Tied a career high with three GWGs...Finished fifth on the Avalanche in goals and sixth in points...Ranked second among COL forwards in SH TOI/G (2:25) and SH TOI (186:16)...Helped COL post the fourth-best PK% in the NHL...Collected 10 multi-point games...Missed both games of the NHL Global Series in Sweden in November due to the birth of his son...Scored twice at ARI, Dec. 23 in his first career multi-goal game...Netted two goals vs. MIN, Jan. 6...Skated in his 400th NHL game and tallied two assists in playoff-clinching win vs. STL, Apr. 7...**2018 Playoffs:** Played in all six playoff contests with the Avs, collecting two assists.

2016-17 HIGHLIGHTS

Totaled 6-8-14 in 80 games with the Avalanche...Skated in his 300th NHL game vs. TBL, Feb. 19...Saw his career-long consecutive games streak of 228 snapped on Feb. 25 (Apr. 5, 2014 – Feb. 23, 2017).

2015-16 HIGHLIGHTS

Played in all 82 games in his first season with COL...Totaled 12-39-51 and 32 PIM...Set career highs in assists and points...Led the Avalanche in assists while finishing fourth on the team in points...Second on the team in road points (29)...Led COL forwards in SH TOI (163:00)...Notched his 100th NHL point (assist) vs. SJS, Nov. 1...Registered a four-game point streak, which tied his career high (1-3-4), Dec. 7-13...Led the Avs in scoring during December with 3-8-11...Posted 1-2-3 at SJS, Dec. 28...Skated in his 200th NHL game vs. CGY, Jan. 2...Scored his first career SHG at DAL, Jan. 23...Earned his 100th NHL assist at EDM, Mar. 20.

2014-15 HIGHLIGHTS

Skated in all 82 games for the first time in his career with BOS...Was one of just two Bruins to play in every game...Collected 13-31-44 and 26 PIM...Owned a career-best +10 plus-minus rating...Finished tied for third on the Bruins in points and had the second-most assists...His five PPGs ranked second on the team...Scored three GWGs...Skated in his 100th NHL game at CBJ, Nov. 21...Tied his career high with 1-2-3 and was +3 vs. DET, Dec. 29...Recorded a four-game point streak (2-4-6), Mar. 28 – Apr. 2.

2013-14 HIGHLIGHTS

Totaled 16-32-48 with 36 PIM and a +4 plus-minus rating in 73 games with the Bruins...Finished tied for third on the team in assists and seventh in points...His 11 power-play assists ranked third on BOS...Scored five PPGs, which ranked fifth on the team...Also scored three GWGs...Tallied his first NHL multi-point game (0-2-2) at BUF, Oct. 23...Scored his first NHL goal vs. ANA, Oct. 31...**2014 Playoffs:** Played in all 12 playoff contests with BOS...Collected 1-5-6 and was +4...Recorded his first career playoff point (assist) in Game 4 of first round series at DET, Apr. 4...Scored his first NHL postseason goal and had 1-2-3 in Game 5 of second round series vs. MTL, May 10.

2012-13 HIGHLIGHTS

Played in six regular season games with the Bruins...Had two assists and six PIM...Made his NHL debut vs. PIT, Apr. 20...Registered his first NHL assist/point vs. FLA, Apr. 21...Before signing with BOS, recorded 31-29-60 in 54 games with Linköping (Sweden)...Led the Swedish Elite League in goals and was second in points...**2013 Playoffs:** Skated in two postseason games with BOS...Made his Stanley Cup Playoffs debut in Game 5 of the Stanley Cup Final at CHI, June 22...Became just the second Bruin in team history to play his first career playoff game in a Stanley Cup Final (Richie Leduc, 1974 vs. Philadelphia).

INTERNATIONAL CAREER

2017: Played with Sweden at the IIHF World Championship in Cologne and Paris...Collected one assist in 10 games...**2016:** Represented Sweden at the 2016 World Cup of Hockey in Toronto...Recorded one assist in four games...**2005:** Played with Sweden at the IIHF World Junior Championship in North Dakota and Minnesota...Collected 4-2-6 in six games.

PERSONAL

Carl and his wife, Caroline, have three kids: Sophia, Lovisa and Carl-Fredrik...Peter Forsberg was his favorite player growing up...Elvis is his favorite music artist...Gladiator is his favorite movie...Enjoys football...Is a fan of the New England Patriots and Malmo FF...Playing in the Stanley Cup Final with the Bruins is his favorite hockey memory.

PACK FACT

Set career-highs last season in goals (23), shots (188) and SHGs (3)...Also played 82 games for the third time in his career with Colorado.

CAREER HIGHS			
GAMES: 82 (3x)	GOALS: 23 (18-19)	ASSISTS: 39 (15-16)	POINTS: 51 (15-16)
CAREER HIGHLIGHTS		FIRSTS	
MOST GOALS/GAME: 3 – 1/14/19 at TOR#	MOST PIM/GAME: 4 – 5 times (last 1/8/19 at WPG)#	LONGEST ASSIST STREAK: 4 games – 3/28/15 – 4/2/15*	FIRST COYOTES GAME: -
MOST ASSISTS/GAME: 2 – 23 times (last 2/23/19 at NSH)#	MOST SHOTS/GAME: 7 – 3 times (last 2/12/19 vs. TOR)#	LONGEST POINT STREAK: 4 games – 8 times (last 10/4/18 – 10/11/18)#	FIRST COYOTES GOAL: -
MOST POINTS/GAME: 3 – 7 times (last 2/20/19 vs. WPG)#	LONGEST GOAL STREAK: 2 games – 9 times (last 2/20/19 – 2/22/19)#	CAREER HAT TRICKS: 1 - 1/14/19 at TOR#	FIRST NHL GAME: 4/20/13 vs. PIT*
		MULTIPLE POINT GAMES: 50 (last 2/23/19 at NSH#)	FIRST NHL GOAL: 10/31/13 vs. ANA*
			FIRST NHL ASSIST: 4/21/13 vs. FLA*

*w/BOS, #w/COL

CAREER STATISTICS

SEASON	TEAM	LEAGUE	GP	REGULAR SEASON								PLAYOFFS					
				G	A	PTS	PP	SH	GW	+/-	PIM	GP	G	A	PTS	PIM	
2005-06	Malmö	Sweden-2	39	15	24	39	-	-	-	-	-	45	-	-	-	-	-
2006-07	Malmö	Sweden	31	12	18	30	-	-	-	-	-	14	-	-	-	-	-
2007-08	Malmö	Sweden-2	32	15	29	44	-	-	-	-	-	16	-	-	-	-	-
2008-09	Malmö	Sweden-2	45	18	41	59	-	-	-	-	-	26	-	-	-	-	-
2009-10	Malmö	Sweden-2	51	20	31	51	-	-	-	-	-	53	-	-	-	-	-
2010-11	Malmö	Sweden-2	52	12	34	46	-	-	-	-	-	18	-	-	-	-	-
2011-12	Linköping	Sweden	42	14	21	35	-	-	-	-	-	20	-	-	-	-	-
2012-13	Linköping	Sweden	54	31	29	60	-	-	-	-	-	48	6	1	1	2	27
	Boston	NHL	6	0	2	2	0	0	0	-2	-	6	2	0	0	0	0
2013-14	Boston	NHL	73	16	32	48	5	0	3	4	-	36	12	1	5	6	2
2014-15	Boston	NHL	82	13	31	44	5	0	3	10	-	26	-	-	-	-	-
2015-16	Colorado	NHL	82	12	39	51	3	1	0	-7	-	32	-	-	-	-	-
2016-17	Colorado	NHL	80	6	8	14	1	0	0	-26	-	22	-	-	-	-	-
2017-18	Colorado	NHL	77	16	21	37	3	0	3	0	-	26	6	0	2	2	2
2018-19	Colorado	NHL	82	23	26	49	2	3	2	-5	-	26	12	0	2	2	8
	NHL Totals		482	86	159	245	19	4	11	-26		174	32	1	9	10	12



Center

6'0" | 196

Shoots: Right

Born: June 18, 1990

Hastings, Minnesota

Age: 29

Career vs. NHL

TEAM	GP	G	A	PTS	PIM
Anaheim	18	3	3	6	8
Arizona	11	1	6	7	0
Boston	26	7	13	20	2
Buffalo	27	7	8	15	8
Calgary	16	4	8	12	6
Carolina	30	9	18	27	2
Chicago	16	1	3	4	0
Colorado	16	7	5	12	2
Columbus	22	7	15	22	4
Dallas	16	6	5	11	4
Detroit	16	3	3	6	8
Edmonton	15	0	8	8	2
Florida	26	8	16	24	6
Los Angeles	17	2	6	8	0
Minnesota	15	2	7	9	4
Montréal	26	4	12	16	6
Nashville	15	3	4	7	8
New Jersey	36	13	14	27	10
NY Islanders	36	4	15	19	16
NY Rangers	4	1	3	4	0
Ottawa	25	9	12	21	10
Philadelphia	37	10	23	33	16
Pittsburgh	38	8	11	19	10
San Jose	17	3	7	10	6
St. Louis	14	1	10	11	2
Tampa Bay	26	9	11	20	4
Toronto	26	4	16	20	8
Vancouver	17	4	8	12	6
Vegas	9	5	5	10	0
Washington	32	7	8	15	2
Winnipeg	24	5	11	16	10
Totals:	669	157	294	451	170

21 DEREK STEPAN

Drafted: N.Y. Rangers' 2nd choice (2nd round, 51st overall) in the 2008 Entry Draft
 Acquired: From the N.Y. Rangers with Antti Raanta in exchange for Tony DeAngelo and the 7th overall choice in the 2017 Entry Draft on June 23, 2017

@DerekStepan21

2018-19 HIGHLIGHTS

Registered 15-20-35 in 72 games as an alternate captain... Scored three SHGs, which tied his career high... Scored three GWGs... Totaled nine multi-point games... Led Coyotes' forwards in TOI/G (19:13) and Shifts/G (25.6)... First on the team in faceoffs (1376) and faceoff wins (651)... Finished fifth on ARI in points, third in goals, second in shots (195) and third (tied) in GWGs... Played in his 600th career NHL game at ANA, Oct. 10... Tallied three assists at CBJ, Oct. 23... Scored twice vs. VGK, Nov. 21... Recorded his 100th career multi-point game vs. STL, Dec. 1... Posted 1-1-2 including the OT GWG at NYR, Dec. 14... Had 1-1-2 vs. COL, Dec. 22... Recorded four-game point streak (2-3-5), Feb. 19-26... Scored two goals vs. FLA, Feb. 26... Scored twice at VGK, Apr. 4... Missed 10 games due to a lower body injury.

2017-18 HIGHLIGHTS

Collected 14-42-56 in 82 games with ARI as an alternate captain... Scored three PPGs, two SHGs and two GWGs... Finished second on the team in points, shots (209) and points/game (0.68)... Led the Coyotes in home points with 7-26-33... Ranked first among team forwards in TOI/G (19:16), TOI (1,579) and Shifts/G (25.9)... His 42 assists were a new single-season career high... Was one of five active US-born players to have posted five consecutive 50-point seasons... Became the fifth member of the 2008 draft class to reach 400 career NHL points with an assist vs. OTT, Mar. 3... Posted 2-1-3 vs. DAL, Oct. 19... Registered six-game point streak (1-6-7), Nov. 16-25... Became just the third player in franchise history to score 2 SHGs in one game vs. COL, Dec. 23... Had four-game assist/point streak (0-4-4), Dec. 28 - Jan. 6... Recorded four-game point streak (1-5-6), Feb. 6-12... Earned 400th career NHL point vs. OTT, Mar. 3... Collected four consecutive multi-point games (1-7-8), Mar. 19-24... Finished with 12 multi-point games.

2016-17 HIGHLIGHTS

Registered 17-38-55 in 81 games with NYR... Ranked third on the Rangers in points, second in assists, tied for fifth in goals, third in plus-minus (plus-19)... Led the team in shots (209) and home assists (24)... Recorded a team-leading 18 power-play points and tied for the team lead in power-play assists (14)... Ranked second among NYR forwards in TOI/G (18:36)... Collected 11 multi-point games including four three-point performances... Tallied his 200th NHL assist vs. STL, Nov. 1... Had a three-game point streak (1-4-5), Nov. 1-5... Scored and added two assists vs. MIN, Dec. 23... Scored twice vs. OTT, Dec. 27... Notched 2-1-3 vs. DAL, Jan. 17... Skated in his 500th career NHL game at TBL, Mar. 6... Totaled a career-high 10 shots at CAR, Mar. 9... Posted a four-game point streak (3-1-4), Mar. 22-28... **2017 Playoffs:** Appeared in 12 Stanley Cup Playoffs games with NYR... Recorded 2-4-6... Had a four-game point streak (1-3-4) in the ECSF vs. OTT, Apr. 29 - May 6.

2015-16 HIGHLIGHTS

Registered 22-31-53 in 72 games with NYR... Established career highs in goals and SHGs (three)... Finished tied for sixth in the NHL in SHGs and was the only Ranger to score a SHG... Led the Rangers in shots (192), takeaways (62) and shorthanded points (three)... Tied for the team lead with five GWGs... Ranked third on the team in points (53), tied for second in even-strength assists (22), tied for third in goals, assists (31), PPGs (five) and even-strength points (36)... Recorded fourth on NYR in power-play assists (nine) and power-play points (14)... NYR owned a 28-7-3 record in games he notched a point and a 15-1-3 mark in games which he scored a goal... Collected 13 multi-point games... Began the season with a three-game point streak (2-3-1), Oct. 7-10... Scored the GWG in the season opener at CHI, Oct. 7... Collected 3-4-7 and was plus-five in nine games from Nov. 6-23... Tallied two assists vs. STL, Nov. 12... Led the Rangers in points (16-25-41) from returning to the lineup on Dec. 18 to the end of the regular season... Scored two goals including a SHG and was plus-two vs. DAL, Jan. 5... Totaled 14-24-38 in the final 39 games of the season... Recorded a four-game assist/point streak (1-4-5), Jan. 16-22... Scored a goal and had an assist vs. VAN, Jan. 19... Skated in his 400th NHL game at OTT, Jan. 24... Posted a three-game point streak (3-2-5), Feb. 10-14... Had 1-1-2 vs. LAK, Feb. 12... Scored twice and tallied his 100th NHL goal vs. PHI, Feb. 14... Notched 1-1-2 including the GWG at TOR, Feb. 18... Registered a five-game point streak (2-5-7), Mar. 4-13... Collected 1-1-2 including the GWG at WSH, Mar. 4... Recorded a point in eight of the final 10 games of the season (6-9-15)... Totaled 1-2-3 including his 40th point of the season vs. BOS, Mar. 23... Became the second player in Rangers history to record 40+ points in each of his first six NHL seasons... Tallied 1-1-2 at MTL, Mar. 26... Posted a five-game point streak (4-5-9), Mar. 31 - Apr. 7...

Tallied 1-1-2 including his 300th NHL point and his 20th goal of the season at CBJ, Apr. 4... Scored 20 goals in a season for the second time in his career... Became the first player to record all of his first 300 NHL points with the Rangers since Brian Leetch... Scored twice and added an assist vs. TBL, Apr. 5... Reached the 50-point mark for the third consecutive season and became the first NYR center to record 50+ points in three straight seasons since Wayne Gretzky (1996-97 - 1998-99)... **2016 Playoffs:** Scored two goals in five Stanley Cup Playoff games... Led NYR in shots (20) and tied for the team lead in playoff goals (two)... Tied a playoff career high with two goals and seven shots in Game 1 of the ECQF at PIT, Apr. 13.

2014-15 HIGHLIGHTS

Skated in 68 games with NYR, totaling 16-39-55 and 22 PIM... Selected as an alternate captain... Ranked third on the team in points, second in assists and plus-minus (+26)... His plus-26 was a career high... Totaled a career-best five shorthanded points and tied a career high in shorthanded assists (three)... Finished as one of two NHL players who ranked tied for fifth or higher on his team in all of these categories: assists, points, GWGs, plus-minus, shots, PPGs, PAs, PPPs, SHGs, SHAs and SHPs... Tied for the NHL lead in SHAs (shorthanded assists)... Tied for second in shorthanded points and tied for ninth in plus-minus... Ranked 11th in the League in assists (39) from his season debut (Nov. 8) until the end of the season... Registered 50+ points for the second consecutive season... Tied for the team lead in SHAs and SHPs... Recorded 11-32-43 in his first 44 games of the season... Tallied two assists including his 200th NHL point vs. PIT, Nov. 11... Registered a career-long seven-game point streak (1-8-9), Nov. 17 - Dec. 1... Skated in his 300th NHL game and had an assist vs. TBL, Nov. 17... Matched his career high with three assists at PHI, Nov. 28... Earned a point in five straight games (4-4-8), Dec. 16-27... Scored his third career NHL hat trick vs. NJD, Dec. 27... Became the first Ranger to score an ESG, a PPG and a SHG in the same game since Brendan Shanahan vs. NYI, Dec. 3, 2006... Was the first NYR player to score a PPG and a SHG in the same game since 2009 as well as the first Ranger to score all three of his team's goals in a game since 2010... Tied a career high with three assists at FLA, Dec. 31... Recorded three consecutive multi-point games: 0-2-2 at ARI, Feb. 14, 1-2-3 at NYI, Feb. 16 and 1-1-2 vs. VAN, Feb. 19... Tallied 2-1-3 vs. ANA, Mar. 22... Scored the game-tying goal with 27.5 seconds remaining in regulation and scored the GWG in OT vs. CBJ, Apr. 6... Became the first Ranger to score a goal in the final minute of the third period and also recorded the GWG in OT since the NHL adopted the OT format in 1983-84... Totaled 16 multi-point games including six three-point contests... Received the John Halligan Good Guy Award for cooperation with the media... **2015 Playoffs:** Collected 5-7-12 in 19 postseason games... Tied a career high with five playoff goals... Ranked third on NYR in points and shots (48)... Tied for third on the team in goals, assists and GWGs (one)... Tallied 1-1-2 vs. PIT in Game 2 of the ECQF, Apr. 18... Notched a playoff career high six-game point streak (3-5-8), May 8-20... Scored the OT GWG in Game 7 vs. WSH, May 13... Skated in his 80th career NHL playoff game in Game 7 vs. TBL, May 29.

2013-14 HIGHLIGHTS

Totaled 17-40-57 in 82 games with the Rangers... Posted a plus-12 rating... Established career highs in assists, points, shots (199), PPGs (five), PAs (13) and PPPs (18)... Matched his career high for games played and shorthanded assists (three)... one of three Rangers to play in all 82 games... Tied for the team lead in assists... Ranked second on NYR in points and plus-minus... Led the team in shorthanded assists... Finished tied for second on the team in PAs and PPPs... Tied for third in shorthanded points (three) and tied for fifth in goals... Skated in every regular season game for the fourth consecutive season... Became the first Ranger to skate in every game of each of his first four NHL seasons since Andy Hebenton (1955-56 - 1958-59)... Also became the third Ranger to play in all of his team's games in the first four seasons of his career, beginning with the season he made his NHL debut... Was the first NYR player to have played in every game in four straight seasons since Brian Leetch (1993-94 - 1996-97)... NYR owned a 12-2-1 record in games he scored a goal and a 30-9-2 mark in games he tallied a point... Scored his second career hat trick vs. CAR, Nov. 2... Had a three-game point streak (1-2-3), Nov. 6-10... Registered a five-game point streak (3-5-8), Jan. 18-26... Scored a penalty shot goal and added an assist at NJD, Jan. 26... Became the first NHL player to score on a penalty shot in an outdoor game in NHL history... Totaled 7-15-22 in 23 games following the Olympic break... Recorded a career-long six-game assist streak (1-8-9), Feb. 27 - Mar. 9... Scored a goal in three consecutive games (3-1-

4), Mar. 18-22...Matched a career high with three assists at EDM, Mar. 30...Tallied his 40th assist of the season vs. BUF, Apr. 10...Reached the 40-assist mark for the first time in his NHL career...**2014 Playoffs:** Totaled 5-10-15 in 24 Stanley Cup Playoffs games...Helped NYR reach the Stanley Cup Final vs. LAK...Set playoff career highs in games, goals, assists, points, PPGs (two), PPAs (four), PPPs (six) and shots (50)...Ranked eighth in the NHL in PPPs...Ranked second on NYR in playoff assists, tied for second in points, PPGs, PPAs and PPPs...Posted 2-2-4 in seven games vs. PHI in the opening round...Registered back-to-back multi-point games in the ECF at MTL, 1-1-2 on May 17 and 0-2-2 on May 19...Scored two goals at MTL, May 27.

2012-13 HIGHLIGHTS

Registered 18-26-44 in 48 games with NYR...Led the Rangers in points, assists, plus-minus (+25), GWGs (six) and PPPs (10)...Ranked second on the team in goals and PPGs (four)...Was second among NYR forwards in TOI/G (20:55)...Established career highs in GWGs and SHAs (three)...Tied for first in the League in shorthanded points (four)...Tied for second in the NHL in GWGs and SHAs...Ranked fifth in the League in plus-minus...Was one of four Rangers to skate in all 48 games...Surpassed 40 points for the third straight season...Recognized as the NHL's Third Star of the Month for April after posting 8-11-19 and a plus-14 rating in 14 contests...Collected 15-20-35 over the final 30 games of the season...NYR had a 13-3-1 record in games when he scored a goal and were 22-6-3 when he notched a point...Recorded his 100th NHL point (assist) vs. TOR, Jan. 26...Scored his first career NHL SHG at BUF, Mar. 12...Registered a career-high 1-3-4 at PHI, Mar. 26...Scored twice and was a career-best plus-four vs. WPG, Apr. 1...Skated in his 200th NHL game and earned an assist vs. PIT, Apr. 3...**2013 Playoffs:** Collected 4-1-5 in 12 postseason games...Was a playoff career-best plus-four...Scored two GWGs in the playoffs...Led the team in goals and GWGs...Scored the GWG in Game 3 of the ECQF vs. WSH, May 6 and Game 4 vs. WSH, May 8.

2011-12 HIGHLIGHTS

Collected 17-34-51 in 82 games as a Ranger...Ranked third on NYR in assists and PPAs (12), fourth in points, goals and PPPs (16) and also tied for fourth on the team in PPGs (four)...Tallied 13 multi-point games...Skated in his 100th NHL game and scored a goal at FLA, Nov. 23...Posted three straight multi-point games, Nov. 5-9 (0-2-2 vs. MTL, 1-1-2 vs. WPG & 1-2-3 at OTT)...Registered a four-game point streak (1-4-5), Dec. 1-8...Scored twice and added an assist vs. FLA, Dec. 11...Tallied three assists at NJD, Dec. 20...**2012 Playoffs:** Recorded 1-8-9 in 20 postseason games...Tied for third on the team in playoff assists...Notched a four-game assist/point streak (1-5-6) from Game 6 at OTT, Apr. 23 to Game 2 of the ECFS vs. WSH, Apr. 30.

2010-11 HIGHLIGHTS

Skated in all 82 games as a rookie with NYR...Totaled 21-24-45...Ranked fifth among NHL rookies in points, tied for fifth in goals, fourth in road points (25), tied for fourth in road goals (14) and tied for seventh in assists...Finished fourth on the Rangers in points, tied for fourth in goals and PPAs (seven), tied for fifth in PPPs (10) and plus-minus (+8)...Was one of four Rangers to skate in all 82 games...Awarded the Lars-Erik Sjöberg Award as the top rookie in Rangers training camp...Scored his first NHL hat trick in his NHL debut at BUF, Oct. 9...Tied the franchise record for goals in a season opener and became the fourth player in NHL history and the first Ranger to record a hat trick in his NHL debut...Recorded a six-game point streak (3-4-7), Nov. 17-26...Collected a five-game point streak (4-2-6), Dec. 16-29...Scored his 20th goal of the season at BOS, Mar. 26...He became the first NYR rookie to score 20 goals since 2005-06 (Petr Prucha)...**2011 Playoffs:** Skated in five Stanley Cup Playoffs contests...Made his NHL postseason debut in Game 1 of the ECQF at WSH, Apr. 13.

INTERNATIONAL

2014: Played for Team USA at the 2014 Winter Olympics in Sochi, Russia...**2011:** Registered 2-5-7 in seven games at the World Championship in Slovakia...Led Team USA in scoring and tied for 13th among tournament players...Named by the tournament's coaches as Team USA's best player...**2010:** Served as captain for the gold medal-winning USA team at the 2010 World Junior Championship...Led the tournament in assists (10) and points (14) in seven games...Selected to the tournament All-Star team.

PERSONAL

Nickname is 'Step'...He and his wife, Stephanie, have a son, Max, and daughter, Weslie...His father, Brad Stepan, was drafted by the Rangers in the fifth round of the 1985 NHL Entry Draft...Derek and Brad were the first father-son duo to both be drafted by NYR...Attended Shattuck-St. Mary's Prep School...His first job was working at his father's sporting goods store...Threw out the ceremonial first pitch prior to the D-backs game on Sept. 9, 2017...Hosts the video series 'Stepan Behind the Mic' on the Coyotes' website and social media platforms.

PACK FACT

Led the Coyotes with 651 face-off wins in 2018-19.

CAREER HIGHS

GAMES: 82 (4x)

GOALS: 22 (15-16)

ASSISTS: 42 (17-18)

POINTS: 57 (13-14)

CAREER HIGHLIGHTS

MOST GOALS/GAME: 3 – 3 times (last 12/27/14 vs. NJD)^	MOST PIM/GAME: 4 – 4 times (last 1/16//16 at PHI)^	LONGEST POINT STREAK: 7 games (11/17/14 – 12/1/14)^
MOST ASSISTS/GAME: 3 – 6 times (last 10/23/18 at CBJ)*	MOST SHOTS/GAME: 10 – 3/9/17 at CAR^	CAREER HAT TRICKS: 3 – last 12/27/14 vs. NJD^
MOST POINTS/GAME: 4 (3/26/13 at PHI)^	LONGEST GOAL STREAK: 4 games (12/16/10 – 12/27/10)^	MULTIPLE POINT GAMES: 106 – last 4/4/19 at VGK*
	LONGEST ASSIST STREAK: 6 games (2/27/14 – 3/9/14)^	


FIRSTS

FIRST COYOTES GAME: 10/5/17 at ANA	FIRST NHL GAME: 10/9/10 at BUF
FIRST COYOTES GOAL: 10/19/17 vs. DAL	FIRST NHL GOAL: 10/9/10 at BUF
FIRST COYOTES ASSIST: 10/10/17 at VGK	FIRST NHL ASSIST: 10/18/10 vs. COL

^w/NYR, *w/ARI

CAREER STATISTICS

SEASON	TEAM	LEAGUE	GP	REGULAR SEASON							PLAYOFFS					
				G	A	PTS	PP	SH	GW	+/-	PIM	GP	G	A	PTS	PIM
2008-09	Wisconsin	NCAA	40	9	24	33	3	3	-	3	6	-	-	-	-	-
2009-10	Wisconsin	NCAA	41	12	42	54	-	-	3	7	8	-	-	-	-	-
2010-11	NY Rangers	NHL	82	21	24	45	3	0	3	8	20	5	0	0	0	2
2011-12	NY Rangers	NHL	82	17	34	51	4	0	4	14	22	20	1	8	9	4
2012-13	NY Rangers	NHL	48	18	26	44	4	1	6	25	12	12	4	1	5	2
2013-14	NY Rangers	NHL	82	17	40	57	5	0	2	12	18	24	5	10	15	2
2014-15	NY Rangers	NHL	68	16	39	55	3	2	3	26	22	19	5	7	12	10
2015-16	NY Rangers	NHL	72	22	31	53	5	3	5	5	20	5	2	0	2	0
2016-17	NY Rangers	NHL	81	17	38	55	4	1	2	19	16	12	2	4	6	4
2017-18	Arizona	NHL	82	14	42	56	3	2	2	-7	26	-	-	-	-	-
2018-19	Arizona	NHL	72	15	20	35	1	3	3	-2	14	-	-	-	-	-
FRANCHISE TOTALS	NHL		154	29	62	91	4	5	5	-9	40	-	-	-	-	-
NHL TOTALS			669	157	294	451	32	12	30	100	170	97	19	30	49	24



KEVIN BAHL

D

Height: 6'6" Weight: 216 Shoots: Left
 Born: June 27, 2000, New Westminster, BC
 Drafted Arizona's 2nd choice (2nd round, 55th overall) in the 2018 Entry Draft

SEASON	TEAM	LEAGUE	REGULAR SEASON					PLAYOFFS				
			GP	G	A	PTS	PIM	GP	G	A	PTS	PIM
2016-17	Ottawa	OHL	57	1	3	4	53	6	0	0	0	0
2017-18	Ottawa	OHL	58	1	17	18	76	5	0	0	0	4
2018-19	Ottawa	OHL	68	6	28	34	87	15	1	10	11	8

CAREER NOTES: 2018-19: Recorded 6-28-34 and 87 PIM in 68 games with Ottawa (OHL)...Finished second among team defensemen in points...Tallied five multi-point games...Collected 1-10-11 in 15 playoff games...**2017-18:** Registered 1-17-18 and 76 PIM in 58 games with Ottawa...Dished out two assists vs. Peterborough on Oct. 6... Played in five playoff games...**2016-17:** Collected 1-3-4 and 53 PIM in 57 games with Ottawa...Scored his first OHL goal at Kingston on Nov. 30...Played in six playoff games.




BEAU BENNETT

RW

Height: 6'2" Weight: 194 lbs. Shoots: Right
 Born: November 27, 1991, Gardena, California
 Acquired: Signed as a free agent on July 1, 2019
 Drafted: Pittsburgh's 1st choice (1st round, 20th overall) in the 2010 Entry Draft

SEASON	TEAM	LEAGUE	REGULAR SEASON					PLAYOFFS				
			GP	G	A	PTS	PIM	GP	G	A	PTS	PIM
2010-11	Univ. of Denver	NCAA	37	9	16	25	18	-	-	-	-	-
2011-12	Univ. of Denver	NCAA	10	4	9	13	25	-	-	-	-	-
2012-13	Pittsburgh	NHL	26	3	11	14	6	6	1	0	1	0
	Wilkes-Barre/Scranton	AHL	39	7	12	28	18	-	-	-	-	-
2013-14	Pittsburgh	NHL	21	3	4	7	0	12	1	4	5	8
	Wilkes-Barre/Scranton	AHL	3	0	1	1	0	-	-	-	-	-
2014-15	Pittsburgh	NHL	49	4	8	12	16	2	0	0	0	0
	Wilkes-Barre/Scranton	AHL	2	0	5	5	0	-	-	-	-	-
2015-16	Pittsburgh	NHL	33	6	6	12	10	1	0	0	0	0
2016-17	New Jersey	NHL	65	8	11	19	20	-	-	-	-	-
2017-18	St. Louis	NHL	6	0	0	0	0	-	-	-	-	-
	Chicago	AHL	60	12	45	57	30	1	0	0	0	2
2018-19	Dinamo Minsk	KHL	5	0	1	1	2	-	-	-	-	-

CAREER NOTES: 2018-19: Notched an assist in five games with Dinamo Minsk (KHL)...**2017-18:** Played in six games with St. Louis (NHL)...Registered 12-45-57 and 30 PIM in 60 games with Chicago (AHL)...Tied for the team lead in assists...Finished third on Chicago in points...Scored five PPGs...Had 16 multi-point games...Had a career-best 2-2-4 at San Antonio on Mar. 6...Played in one playoff game...**2016-17:** Collected 8-11-19 and 20 PIM in 65 games with New Jersey (NHL)...Tallied a GWG and PPG...Scored a season-best two goals vs. New York Islanders on Apr. 8...**2015-16:** Registered 6-6-12 and 10 PIM in 3 games with Pittsburgh (NHL)...Played in one playoff game...Won the Stanley Cup...Scored two goals at Colorado on Dec. 9...**2014-15:** Recorded 4-8-12 and 16 PIM in 49 games with Pittsburgh...Collected 1-2-3 at Montreal on Nov. 18...Played in two playoff games...Dished out five assists in two games with Wilkes-Barre/Scranton...Had four assists vs. Syracuse on Nov. 9...**2013-14:** Registered 3-4-7 in 21 games with Pittsburgh...Tallied 1-4-5 and 8 PIM in 12 playoff games...Had two multi-point games in the playoffs...Played in three games and recorded an assists with Wilkes-Barre/Scranton...**2012-13:** Registered 3-11-14 and six PIM in 26 games with Pittsburgh...Made his NHL debut at Winnipeg on Feb. 15...Scored his first career NHL goal vs. Tampa Bay on Feb. 24...Scored a goal in six playoff games...Recorded 7-21-38 and 18 PIM in 39 games with Wilkes-Barre/Scranton...**2011-12:** Recorded 4-9-13 and 25 PIM in 10 games with University of Denver (NCAA)...Named to the NCAA All-Academic Team...**2010-11:** Registered 9-16-25 and 18 PIM in 37 games with the University of Denver.



DANE BIRKS

D

Height: 6'2" Weight: 201 Shoots: Right
 Born: August 29, 1995, Merritt, BC
 Drafted: Pittsburgh's 6th choice (6th round, 164th overall) in the 2013 Entry Draft
 Acquired: From Pittsburgh with Phil Kessel and a 2021 fourth round draft choice in exchange for Alex Galchenyuk and Pierre-Olivier Joseph on June 29, 2019.

SEASON	TEAM	LEAGUE	REGULAR SEASON					PLAYOFFS				
			GP	G	A	PTS	PIM	GP	G	A	PTS	PIM
2014-15	Michigan Tech	NCAA	0	0	0	0	0	-	-	-	-	-
2015-16	Michigan Tech	NCAA	31	0	3	3	16	-	-	-	-	-
2016-17	Michigan Tech	NCAA	42	2	7	9	26	-	-	-	-	-
2017-18	Michigan Tech	NCAA	44	5	13	18	26	-	-	-	-	-
	Wilkes Barre/Scranton	AHL	1	0	0	0	0	-	-	-	-	-
2018-19	Wilkes/Barre/Scranton	AHL	1	0	0	0	0	-	-	-	-	-
	Wheeling	ECHL	65	1	13	14	64	-	-	-	-	-

CAREER NOTES: 2018-19: Played in one game with Wilkes/Barre Scranton (AHL)...Registered 1-13-14 and 64 PIM in 65 games with Wheeling (ECHL)...Played in the third-most games...Finished fourth among team blueliners in scoring...**2017-18:** Made his AHL debut at Hershey on Apr. 15...Recorded 5-13-18 and 26 PIM in 44 games with Michigan Tech (NCAA)...Won the NCAA (WCHA) Championship...**2016-17:** Registered 2-7-9 and 26 PIM in 42 games with Michigan Tech...Won the NCAA (WCHA) Championship...Tallied three multi-point games...Was second among team defensemen with a plus 12 rating...Blocked 43 shots...**2015-16:** Tallied three assists in 31 games with Michigan Tech...Blocked 29 shots.



BRAYDEN BURKE

LW

Height: 5'10" Weight: 165 Shoots: Left
 Born: January 1, 1997
 Drafted: Not drafted
 Acquired: Signed as a free agent on March 1, 2018

SEASON	TEAM	LEAGUE	REGULAR SEASON					PLAYOFFS				
			GP	G	A	PTS	PIM	GP	G	A	PTS	PIM
2013-14	Red Deer	WHL	2	0	0	0	2	-	-	-	-	-
2014-15	Red Deer	WHL	1	0	0	0	0	-	-	-	-	-
	Lethbridge	WHL	41	8	26	34	14	-	-	-	-	-
2015-16	Lethbridge	WHL	72	27	82	109	44	5	2	2	4	0
2016-17	Lethbridge	WHL	15	4	19	23	10	-	-	-	-	-
	Moose Jaw	WHL	46	14	44	59	26	7	2	3	5	6
2017-18	Moose Jaw	WHL	61	31	82	113	45	14	9	12	21	16
	Tucson	AHL	-	-	-	-	-	2	0	0	0	0
2018-19	Tucson	AHL	67	13	20	33	24	-	-	-	-	-

CAREER NOTES: 2018-19: Registered 13-20-33 and 24 PIM in 67 games with Tucson (AHL)...Scored his first AHL goal at Colorado on November 3...Finished tied for fifth on the team in scoring... Tallied six multi-point games...**2017-18:** Skated in two playoff games with Tucson...Registered 31-82-113 and 45 PIM in 61 games with Moose Jaw (WHL)...Named to the WHL East Second All-Star Team...Finished fourth in the League in points...Was second on Moose Jaw in scoring...Led the team in assists...Recorded 14-14-28 on the power-play...Scored 10 GWG's...Tallied 35 multi-point games...Had a nine-game point streak (8-19-27) from Dec. 10-Jan. 3...Produced another nine-game point streak (3-14-17) from Jan. 6-27...Registered 9-12-21 and 16 PIM in 14 playoff games...Had three multi-goal playoff games...Tallied six multi-point games...**2016-17:** Skated in 15 games with Lethbridge (WHL), collecting 4-19-23 and 10 PIM...Tallied a point in 14 of 15 games with the team...Recorded 14-44-59 and 26 PIM in 46 games with Moose Jaw...Had a career-best 12 game point streak (2-17-19) from Nov. 18-Dec. 17...Had a hat trick at Prince Albert (3-1-4) on Jan. 3...Collected 2-3-5 and six PIM in seven playoff games...**2015-16:** Registered 27-82-109 and 44 PIM in 72 games with Lethbridge...Led the WHL with 82 assists...Finished third in the League in points...Tallied 3-37-40 on the power-play...Collected 36 multi-point games...Began the season on an eight-game point streak (3-15-18)...Picked up a season-high 1-4-5 vs. Regina on Feb. 24...Tallied 2-2-4 in five playoff games...**2014-15:** Skated in one game with Red Deer (WHL)...Registered 8-26-34 and 14 PIM in 41 games with Lethbridge...Tallied seven multi-point games...Scored his first WHL goal and had 2-1-3 vs. Calgary on Jan. 10...**2013-14:** Played in two games with Red Deer.




MICHAEL CHAPUT

C

Height: 6'2" Weight: 199 lbs. Shoots: Left
 Born: April 9, 1992, Ile Bizard, QC
 Acquired: From Montreal in exchange for forward Jordan Weal on February 25, 2019
 Drafted: Philadelphia's 3rd choice (3rd round, 89th overall) in the 2010 Entry Draft

SEASON	TEAM	LEAGUE	REGULAR SEASON					PLAYOFFS				
			GP	G	A	PTS	PIM	GP	G	A	PTS	PIM
2008-09	Lewiston	QMJHL	29	3	7	10	34	-	-	-	-	-
2009-10	Lewiston	QMJHL	68	28	27	55	60	4	0	1	1	2
2010-11	Lewiston	QMJHL	62	25	34	59	97	13	7	13	20	11
2011-12	Shawinigan	QMJHL	57	21	42	63	47	11	4	8	12	2
2012-13	Springfield	AHL	73	13	19	32	57	8	1	1	2	4
2013-14	Columbus	NHL	17	0	1	1	2	-	-	-	-	-
	Springfield	AHL	55	19	26	45	51	5	2	1	3	6
2014-15	Columbus	NHL	33	1	4	5	21	-	-	-	-	-
	Springfield	AHL	45	10	11	21	22	-	-	-	-	-
2015-16	Columbus	NHL	8	1	1	2	5	-	-	-	-	-
	Lake Erie	AHL	63	16	29	45	31	17	2	6	8	13
2016-17	Vancouver	NHL	68	4	5	9	29	-	-	-	-	-
	Utica	AHL	10	2	11	13	10	-	-	-	-	-
2017-18	Vancouver	NHL	9	0	0	0	5	-	-	-	-	-
	Utica	AHL	55	17	25	42	59	5	2	1	3	4
2018-19	Montreal	NHL	32	0	5	5	14	-	-	-	-	-
	Laval	AHL	24	10	6	16	18	-	-	-	-	-
	Tucson	AHL	16	6	10	16	16	-	-	-	-	-

CAREER NOTES: 2018-19: Played in 32 games with Montreal (NHL), collecting five assists...Registered 16-16-32 and 34 PIM in 40 games with Tucson and Laval (AHL)... Scored four PPGs, three SHGs and four GWGs...Made Tucson debut vs. Ontario on Mar. 8...Scored first goal with Tucson at Stockton on Mar. 16...Had six multi-point nights in 16 games with the Roadrunners...**2017-18:** Played in nine games with Vancouver (NHL)...Recorded 17-25-42 and 59 PIM in 55 games with Utica (AHL)...Scored nine PPGs and four GWGs...Had eight multi-point games...Tallied 2-1-3 and four PIM in five playoff games...**2016-17:** Played in 68 games with Vancouver, tallying 4-5-9 and 29 PIM...Scored two goals at Buffalo on Feb. 12...Collected 2-11-13 and 10 PIM in 10 games with Utica...Recorded at least one point in nine of his 10 games...**2015-16:** Tallied 1-1-2 and five PIM in eight games with Columbus (NHL)...Registered 16-29-45 and 31 PIM in 63 games with Lake Erie (AHL)...Won the AHL Calder Cup championship...Had two PPGs and seven GWGs...Tallied 10 multi-point games...Recorded 1-3-4 at Milwaukee on Jan. 5...Recorded 2-6-8 and 13 PIM in 17 playoff games...**2014-15:** Registered 1-4-5 and 21 PIM in 33 games with Columbus...Scored his first NHL goal vs. Washington on Dec. 18...Recorded 10-11-21 and 22 PIM in 45 games with Springfield (AHL)...Scored four PPGs and one GWG...Had two multi-point games...**2013-14:** Notched an assist in 17 games with Columbus...Made NHL debut vs. Anaheim on Oct. 27...Recorded first NHL point (assist) at Vancouver on Nov. 22...Collected 19-26-45 and 51 PIM in 55 games with Springfield...Scored eight PPGs, one SHG and two GWGs...Had 12 multi-point games... Scored a hat trick vs. Worcester on Feb. 16...Tallied 2-1-3 and six PIM in five playoff games...**2012-13:** Registered 13-19-32 and 57 PIM in 73 games with Springfield...Scored three PPGs and 1 GWG...Made AHL debut on Oct. 13 vs. St. John's and collected an assist...Scored first AHL goal vs. Hershey on Nov. 2...**2011-12:** Recorded 21-42-63 and 47 PIM in 57 games with Shawinigan (QMJHL)...Registered 4-8-12 and two PIM in 11 playoff games...Won the CHL Memorial Cup championship...Named to the CHL Memorial Cup All-Star Team...Earned the most CHL Memorial Cup Points, winning the Ed Chynoweth Award...Won the CHL Memorial Cup MVP...**2008-11:** Registered 56-68-124 and 191 in 159 games with Lewiston (QMJHL).



CAM DINEEN

D

Height: 5'11" Weight: 187 Shoots: Left
 Born: June 19, 1998, Toms River, New Jersey
 Drafted: Arizona's 3rd choice (3rd round, 68th overall) in the 2016 Entry Draft

SEASON	TEAM	LEAGUE	REGULAR SEASON					PLAYOFFS				
			GP	G	A	PTS	PIM	GP	G	A	PTS	PIM
2014-15	New Jersey	EHL	39	11	30	41	8	2	0	0	0	0
	Tri-City	USHL	3	0	0	0	0	-	-	-	-	-
2015-16	North Bay	OHL	68	13	46	59	18	11	0	8	8	0
2016-17	North Bay	OHL	29	6	8	14	8	-	-	-	-	-
2017-18	North Bay	OHL	39	11	25	36	10	-	-	-	-	-
	Sarnia	OHL	26	9	19	28	0	12	1	3	4	0
2018-19	Tucson	AHL	57	3	9	12	6	-	-	-	-	-

CAREER NOTES: 2018-19: Registered 3-9-12 and six PIM in 57 games with Tucson (AHL)...Recorded an assist in his AHL debut at San Diego on Oct. 12...Scored his first AHL goal at San Diego on Dec. 5...Tallied his lone multi-point game (1-1-2) at Stockton on Jan. 4...**2017-18:** Recorded 11-15-26 and 10 PIM in 39 games with North Bay (OHL)...Had a season-high 2-2-4 vs. Sudbury on September 24...Recorded a point in 26 of 39 games with North Bay... Collected 9-19-28 in 26 games with Sarnia (OHL)... Added a goal and three assists in 12 playoffs games with Sarnia...Finished fourth in the OHL in points among defensemen...Set career-highs in goals, assists and points in a season...**2016-17:** Registered 6-8-14 and 8 PIM in 29 games North Bay...Scored two goals vs. Hamilton on Oct. 13...Recorded a season-high four-game point streak from Oct. 20-27 (2-3-5)...Collected three multi-point games...Signed a three-year entry-level contract with Arizona on May 1...**2015-16:** Finished third on the team and second among all OHL defensemen with 13-46-59 in 68 games...Named to the OHL First All-Rookie Team...Finished second in OHL rookie of the year voting...Had a season-high seven-game point streak from Dec. 5-19 (1-9-10)...Had a career-high four point night vs. Mississauga on Dec. 31...Collected 13 multi-point games...Tallied eight assists in 11 playoff games...**2014-15:** Recorded 11-30-41 in 39 games for New Jersey (EHL)...Led EHL blueliners in points...Named to the First Team All-Star...Won the EHL Rookie of the Year...Skated in three games with Tri City (USHL).




GIOVANNI FIORE

RW

Height: 6'1" Weight: 187 Shoots: Left
 Born: August 13, 1996, Laval, QC
 Drafted: Not drafted
 Acquired: From Anaheim in exchange for defenseman Trevor Murphy on December 28, 2018

SEASON	TEAM	LEAGUE	REGULAR SEASON					PLAYOFFS				
			GP	G	A	PTS	PIM	GP	G	A	PTS	PIM
2012-13	Acadie-Bathurst	QMJHL	3	0	1	1	0	-	-	-	-	-
	Drummondville	QMJHL	26	1	1	2	6	3	0	0	0	0
2013-14	Drummondville	QMJHL	34	4	8	12	19	-	-	-	-	-
	Shawinigan	QMJHL	27	6	7	13	4	4	0	0	0	2
2014-15	Shawinigan	QMJHL	65	23	21	44	46	7	2	3	5	4
2015-16	Shawinigan	QMJHL	39	13	17	30	28	-	-	-	-	-
	Cape Breton	QMJHL	26	15	17	32	8	13	8	7	15	8
2016-17	Cape Breton	QMJHL	61	52	38	90	42	11	8	4	12	10
2017-18	San Diego	AHL	65	18	12	30	21	-	-	-	-	-
	Anaheim	NHL	1	0	0	0	0	-	-	-	-	-
2018-19	San Diego	AHL	23	6	5	11	8	-	-	-	-	-
	Tucson	AHL	30	4	3	7	6	-	-	-	-	-

CAREER NOTES: 2018-19: Registered 10-8-18 and 14 PIM in 53 games with San Diego and Tucson (AHL)...Scored two PPGs...Tallied three multi-point games...**2017-18:** Made his NHL debut with Anaheim vs. Philadelphia on Oct. 7...Recorded 18-12-30 and 21 PIM in 65 games with San Diego...Scored seven PPGs and added three GWGs...Had five multi-point games...Scored a hat trick at Tucson on Jan. 17...**2016-17:** Registered 52-38-90 and 42 PIM in 61 games with Cape Breton (QMJHL)...Led the League in goals...Named to the QMJHL First All-Star Team...Finished tied for fifth in the League in points...Led the League with 17 PPGs...Scored seven GWGs...In 11 playoff games, tallied 8-4-12 and 10 PIM...**2015-16:** Collected 28-34-62 and 36 PIM in 65 games with Cape Breton and Shawinigan (QMJHL)...Scored two PPGs and two GWGs...Had 8-7-15 and eight PIM in 13 playoff games with Cape Breton...**2014-15:** Recorded 23-21-44 and 46 PIM in 65 games with Shawinigan...Finished sixth on the team in goals...Scored five PPGs...Registered 2-3-5 and four PIM in seven playoff games...**2013-14:** Skated in 61 games with Shawinigan and Drummondville, collecting 10-15-25 and 23 PIM...Scored two PPGs...Played in four playoff games...**2012-13:** Recorded 1-2-3 and six PIM in 29 games with Acadie-Bathurst and Drummondville.



JORDAN GROSS

D

Height: 5'10" Weight: 190 Shoots: Right
 Born: May 9, 1995, Maple Grove, MN
 Drafted: Not drafted
 Acquired: Signed as a free agent on April 12, 2018

SEASON	TEAM	LEAGUE	REGULAR SEASON					PLAYOFFS				
			GP	G	A	PTS	PIM	GP	G	A	PTS	PIM
2014-15	Notre Dame	NCAA	42	7	21	28	14	-	-	-	-	-
2015-16	Notre Dame	NCAA	37	9	22	31	30	-	-	-	-	-
2016-17	Notre Dame	NCAA	40	10	22	32	12	-	-	-	-	-
2017-18	Notre Dame	NCAA	40	10	20	30	26	-	-	-	-	-
	Tucson	AHL	1	0	2	2	0	-	-	-	-	-
2018-19	Tucson	AHL	61	5	20	25	28	-	-	-	-	-

CAREER NOTES: 2018-19: Registered 5-20-25 and 28 PIM in 61 games with Tucson (AHL)...Finished third among Roadrunner defensemen in scoring...Scored his first AHL goal on Oct. 27 at San Diego...Scored two goals at San Jose on Dec. 22...Tallied five multi-point games...**2017-18:** Tallied two assists in his AHL debut vs. San Diego on Apr. 14...Registered 10-20-30 and 26 PIM in 40 games with Notre Dame (NCAA)...Led all team defensemen in points...Named to the NCAA All-Tournament Team for helping Notre Dame to the Frozen Four championship game...Named to the NCAA (B1G) First All-Star Team...Won the William Donald Nyrop Defensive Player of the Year award...Scored two goals including the OT GWG over Michigan Tech in the NCAA first round on Mar. 23...**2016-17:** Recorded 10-22-32 and 12 PIM in 40 games with Notre Dame...Named a Hockey East Honorable Mention All-Star...Named to the 2017 NCAA Northeast Regional All-Tournament Team...Tallied 3 GWG's...**2015-16:** Registered 9-22-31 and 30 PIM in 37 games with Notre Dame...Named to the Second Team Hockey East All-Star Team...Ranked fourth on the team in scoring...Finished fourth nationally in scoring among blueliners...Had 10 multi-point games...**2014-15:** Collected 7-21-28 and 14 PIM in 42 games with Notre Dame...Finished fifth on the team in scoring...Had a nine-game point streak (3-8-11) from Dec. 5-Jan. 23...Scored a goal and tallied three assists in four playoff games.



ADIN HILL

G

Height: 6'6" Weight: 202 Catches: Left
 Born: May 11, 1996, Comox, British Columbia
 Drafted: Arizona's 5th choice (3rd round, 76th overall) in the 2015 Entry Draft

SEASON	TEAM	LEAGUE	REGULAR SEASON							PLAYOFFS						
			GP	MIN	GA	SO	SV%	GAA	W-L-OTL	GP	MIN	GA	SO	SV%	GAA	W-L-OTL
2013-14	Portland	WHL	4	218	6	0	.934	1.65	4-0-0	-	-	-	-	-	-	-
2014-15	Portland	WHL	46	2604	122	2	.921	2.81	31-11-1	17	1074	53	1	.911	2.96	10-6-1
2015-16	Portland	WHL	65	3897	192	3	.917	2.96	32-27-6	4	234	14	0	.904	3.58	0-4-0
	Springfield	AHL	4	236	12	0	.905	3.05	1-3-0	-	-	-	-	-	-	-
2016-17	Tucson	AHL	40	2243	118	1	.906	3.16	16-14-6	-	-	-	-	-	-	-
2017-18	Tucson	AHL	36	1950	74	5	.914	2.28	19-11-4	9	566	20	2	.922	2.12	4-5-0
	Arizona	NHL	4	241	14	0	.891	3.49	1-3-0	-	-	-	-	-	-	-
2018-19	Tucson	AHL	36	2043	89	2	.906	2.61	16-15-4	-	-	-	-	-	-	-
	Arizona	NHL	13	696	32	1	.901	2.76	7-5-0	-	-	-	-	-	-	-

CAREER NOTES: 2018-19: Played in 36 games with Tucson (AHL), finishing with a 16-15-4 record with two shutouts and a 2.61 GAA...Won the first three games of the season...Posted consecutive shutouts at Colorado and vs. Texas on Jan. 19 and 23...Went 7-5-0 in 13 games with Arizona...Played in the second-most games by an Arizona goaltender...Won the NHL's Second Star of the Week (Nov. 26-Dec. 2)...Won first four games he played in with the Coyotes, allowing just two goals...Made a season-high 37 saves in a win at Anaheim on Dec. 29...**2017-18:** Appeared in 36 games with Tucson and posted a 19-11-4 record with five shutouts...Registered a 2.28 GAA which ranked fifth among all qualified AHL goaltenders...Won four straight games from Feb. 5-23...Earned a point in 10 consecutive starts (7-0-3) from Feb. 5-Mar. 21...Started all nine playoff games for Tucons...Went 4-5 with a 2.12 GAA and a .922 SV%...Played in four games with Arizona (NHL) and went 1-3-0 with a .891 SV% and 3.49 GAA...Stopped 31 shots at Dallas on Oct. 17 in his NHL debut...Made 34 saves and earned his first NHL win vs. Los Angeles on Mar. 13...**2016-17:** Posted a 16-14-6 record with a .906 SV% and 3.16 GAA in 40 games with Tucson (AHL)...Won six of his first seven starts to the season...Tucson earned a point in Hill's first nine starts (7-0-2)...Stopped a season-high 44 shots vs. Ontario on Nov. 5...Shutout Bakersfield on 17 shots on Nov. 11...Gave up one goal in consecutive games on Mar. 3-4...Won his final two starts of the season...**2015-16:** Registered a 32-27-6 record with a .917 SV% and 2.96 GAA in 65 games with Portland (WHL)...Set career-highs in wins (32) and shutouts (3)...Won consecutive Vaughn CHL Goaltender of the Week awards (Oct. 19-25, Oct. 16-Nov. 1)...Finished fourth in the WHL in wins, seventh in SV% and led the League with 2,115 saves...Gave up 2 goals or less in six consecutive starts (Jan. 13- 23)...Posted a 1-3-0 record with a .905 SV% and a 3.05 GAA in four games with Springfield (AHL)...Earned his first win with Springfield on Apr. 16 vs. Portland with 29 saves...**2014-15:** Recorded a 31-11-1 mark with a 2.81 GAA and a .921 SV% in 46 games with Portland (AHL)...Led the WHL in SV%...Posted first career shutout on Jan. 3 vs. Tri-City...Gave up two goals or less in eight of nine games and won nine straight contests from Feb. 13- Mar. 11...Won eight consecutive games from Jan. 16- 31...**2013-14:** Made four appearances and won all four games while only giving up six goals for Portland (WHL)...Gave up only two goals in his first three games.



JAN JENIK

LW

Height: 6'1" Weight: 171 Shoots: Left
 Born: September 15, 2000, Nymburk, CZ
 Drafted: Arizona's 3rd choice (3rd round, 65th overall) in the 2018 Entry Draft

SEASON	TEAM	LEAGUE	REGULAR SEASON					PLAYOFFS				
			GP	G	A	PTS	PIM	GP	G	A	PTS	PIM
2015-16	Bili Tygri Liberec U18	Czech 18	42	16	31	47	26	6	5	6	11	2
2016-17	Bili Tygri Liberec U18	Czech 18	17	14	18	32	73	4	1	5	6	10
	Bili Tygri Liberec U20	Czech 20	28	6	17	23	22	-	-	-	-	-
2017-18	Bili Tygri Liberec U20	Czech 20	7	3	4	7	29	3	2	3	5	2
	Bili Tygri Liberec	Czech	6	0	0	0	4	-	-	-	-	-
2018-19	Bili Tygri Liberec	Czech	10	0	2	2	16	-	-	-	-	-
	HC Benatky nad Jizerou	Czech2	13	1	5	6	12	-	-	-	-	-
	Hamilton	OHL	27	13	17	30	49	2	0	1	1	4

CAREER NOTES: 2018-19: Played 13 games with HC Benatky nad Jizerou (Czech 2), collecting 1-5-6 and 12 PIM...Dished out two assists in 10 games with Bili Tygri Liberec (Czech)...Registered 13-17-30 and 49 PIM in 27 games with Hamilton (OHL)...Scored a PPG and GWG...Tallied 11 multi-point games...Had a season-high four points (2-2-4) vs. Peterborough on Feb. 16...Tallied an assist in two playoff games...**2017-18:** Recorded 3-4-7 and 29 PIM in seven games with Bili Tygri Liberec (Czech 20)...Played in six games with Bili Tygri Liberec (Czech)...**2016-17:** Registered 14-18-32 and 73 PIM in 17 games with Bili Tygri Liberec (Czech U18)...Collected 6-17-23 and 22 PIM in 28 games with Bili Tygri Liberec U20 (Czech U20)...**2015-16:** Registered 16-31-47 and 26 PIM in 42 games with Bili Tygri Liberec U18 (Czech U18).




ERIK KALLGREN

G

Height: 6'2" Weight: 187 Catches: Left
 Born: October 14, 1996, Stockholm, Sweden
 Drafted: Arizona's 9th choice (7th round, 183rd overall) in the 2015 Entry Draft

SEASON	TEAM	LEAGUE	GP	REGULAR SEASON						PLAYOFFS						
				MIN	GA	SO	SV%	GAA	W-L-OTL	GP	MIN	GA	SO	SV%	GAA	W-L-OTL
2012-13	Linköping U18	Swe-U18	17	994	35	4	-	2.11	13-3-0	-	-	-	-	-	-	-
	Linköping Jr.	Swe. Jr.	2	97	4	0	-	2.46	0-2-0	-	-	-	-	-	-	-
2013-14	Linköping U18	Swe-U18	25	1507	55	4	-	2.19	19-6-0	5	330	11	0	-	2.00	3-2-0
	Linköping Jr.	Swe. Jr.	2	119	7	0	-	3.53	1-1-0	1	47	5	0	-	6.36	0-1-0
2014-15	Linköping Jr.	Swe. Jr.	34	2052	60	6	.936	1.75	27-7-0	7	428	18	0	-	2.52	5-2-0
	Oskarshamn	Sweden-1	3	145	6	0	.896	2.49	2-1-0	-	-	-	-	-	-	-
2015-16	Oskarshamn IK	Sweden-1	20	1149	53	1	.897	2.77	9-10-0	-	-	-	-	-	-	-
2016-17	Oskarshamn IK	Sweden-1	22	1165	49	1	.912	2.52	11-10-0	-	-	-	-	-	-	-
2017-18	AIK	Sweden-1	28	1659	67	2	.907	2.42	16-11-0	-	-	-	-	-	-	-
2018-19	AIK	Sweden-1	32	1841	62	5	.920	2.02	18-12-0	-	-	-	-	-	-	-

CAREER NOTES: 2018-19: Recorded a 18-12-0 record with five shutouts in 32 games with AIK (Sweden-1)...Posted a .920 SV% and a 2.02 GAA...**2017-18:** Played in 28 games with AIK, recording a 16-11-0 record with two shutouts, a 2.42 GAA and a .907 SV%...**2016-17:** Registered a 11-10-0 record with a shutout, .912 SV% and a 2.52 GAA in 22 games with IK Oskarshamn (Sweden-1)...**2015-16:** In 20 games with IK Oskarshamn, recorded a 9-10-0 record with a shutout, .897 SV% and a 2.77 GAA...**2014-15:** Went 2-1-0 in three games with IK Oskarshamn...Registered a 27-7-0 record with six shutouts, .936 SV% and a 1.75 GAA in 34 games with Linköping (SuperElit)...Had best GAA and SV% in the entire League...Named J20 SuperElit Best Goaltender.



MERRICK MADSEN

G

Height: 6'4" Weight: 192 Catches: Left
 Born: August 22, 1995, Preston, ID
 Drafted: Philadelphia's 6th choice (6th round, 162nd overall) in the 2013 Entry Draft
 Acquired: From Philadelphia with Nick Cousins in exchange for Brendan Warren and a fifth-round draft choice in 2018 on June 16, 2017

SEASON	TEAM	LEAGUE	GP	REGULAR SEASON						PLAYOFFS						
				MIN	GA	SO	SV%	GAA	W-L-OTL	GP	MIN	GA	SO	SV%	GAA	W-L-OTL
2014-15	Harvard	NCAA	1	43	2	0	.846	2.77	---	-	-	-	-	-	-	-
2015-16	Harvard	NCAA	29	1713	57	4	.931	2.00	18-7-3	-	-	-	-	-	-	-
2016-17	Harvard	NCAA	36	2104	74	3	.923	2.11	28-6-2	-	-	-	-	-	-	-
2017-18	Harvard	NCAA	24	1429	54	3	.918	2.27	10-10-3	-	-	-	-	-	-	-
2018-19	Tucson	AHL	11	555	25	3	.889	2.70	5-3-0	-	-	-	-	-	-	-
	Norfolk	ECHL	11	635	36	1	.905	3.40	4-6-1	-	-	-	-	-	-	-

CAREER NOTES: 2018-19: Recorded a 5-3-0 record with three shutouts in 11 games with Tucson (AHL)...Made his AHL debut at Colorado on Nov. 3 by stopping four of five shots...Won his first three starts...Earned back-to-back shutouts vs. San Jose on Nov 9-10...Stopped a season-high 32 shots and notched a shutout vs. Ontario on Dec. 8...Went 4-6-1 with a shutout in 11 games with Norfolk (ECHL)...**2017-18:** Registered a 10-10-3 record in 24 games with Harvard (NCAA)...Earned three shutouts and posted a 2.27 GAA and a .918 SV%...Had the sixth-best SV% and fifth-lowest GAA in the conference...Named to the NCAA All-Ivy Second Team...Voted co-captain of the team...Finished Harvard career with 56 wins which is the third-highest in school history...Stopped a season-high 48 shots in a 2-1 loss at Minnesota on Nov. 18...**2016-17:** Started all 36 games for Harvard, posting a 28-6-2 record...Had three shutouts and a 2.11 GAA and a .923 SV%...Named to the All-Ivy first team...Was All-ECAC Hockey third team...Won the ECAC Hockey Goaltender of the Month in February and March...Four-time ECAC Hockey Goaltender of the week (Nov. 22, Jan. 3, Jan. 10 and Mar. 21)...His 28 wins were the most in a single season by a Harvard goaltender...Remained unbeaten for final 13 games of the regular season...Stopped a season-high 41 shots and shutout Providence on Mar. 24...**2015-16:** Went 18-7-3 with four shutouts in 29 games with Harvard...Posted a 2.00 GAA which was 14th in the country...Had a .931 SV% which was the eighth-lowest in the NCAA...All-Ivy honorable mention...Won the Donald Angier Trophy as most improved player on the team...Earned first collegiate shutout in first start, making 25 saves at Dartmouth on Oct. 31, 2015...**2014-15:** Saw action in two games, skating in 43:17...Stopped 11 shots in his collegiate debut against St. Lawrence on Jan. 17.



DYSIN MAYO

D

Height: 6'2" Weight: 195 Shoots: Right
 Born: Aug. 17, 1996, Victoria, British Columbia
 Drafted: Arizona's 6th choice (5th round, 133rd overall) in the 2014 Entry Draft

SEASON	TEAM	LEAGUE	REGULAR SEASON					PLAYOFFS				
			GP	G	A	PTS	PIM	GP	G	A	PTS	PIM
2012-13	Edmonton	WHL	42	1	4	5	12	19	0	4	4	2
2013-14	Edmonton	WHL	63	7	28	35	50	21	3	12	15	10
2014-15	Edmonton	WHL	72	14	37	51	75	5	0	2	2	2
2015-16	Edmonton	WHL	71	6	37	43	86	6	0	0	0	8
	Springfield	AHL	5	0	1	1	2	-	-	-	-	-
2016-17	Tucson	AHL	25	1	2	3	0	-	-	-	-	-
	Rapid City	ECHL	25	1	15	16	4	-	-	-	-	-
2017-18	Tucson	AHL	66	5	11	16	45	7	0	0	0	4
2018-19	Tucson	AHL	67	2	4	6	46	-	-	-	-	-

CAREER NOTES: 2018-19: Recorded 2-4-6 and 46 PIM in 67 games with Tucson (AHL)...Finished tied for second in games played on Tucson...**2017-18:** Registered 5-11-16 and 45 PIM in 66 games with Tucson (AHL)...Tallied two multi-point games...Skated in seven playoff games...**2016-17:** Skated in 25 games with Tucson, collecting 1-2-3... Scored his first AHL goal at San Diego on Mar. 3...Recorded 1-15-16 with 4 PIM in 25 games with Rapid City (ECHL)...Finished third among Rapid City defensemen with 15 assists...**2015-16:** Registered 6-37-43 with 86 PIM in 71 games with Edmonton (WHL)...Led team defensemen in points and was second on the team in assists...Collected eight multi-point games...Recorded a season-high 1-2-3 on Feb. 27 at Lethbridge...Had a season-high five-game point streak (1-6-7) from Dec. 18- Jan. 1...Recorded a four-game point streak (2-4-6) from Feb. 27- Mar. 7...Skated in six playoff games with Edmonton...Collected an assist in five games with Springfield (AHL)...Signed a three-year entry-level contract with Arizona on Dec. 26...**2014-15:** Registered 14-37-51 with 75 PIM in 72 games with Edmonton (WHL)...Set career-highs in goals, assists and points... Finished 10th among League defensemen in points...Finished third on the team in points and led all defensemen...Was second on the team in assists...Had 13 multi-point games and two multi-goal games...Recorded a career-high 2-2-4 vs. Saskatoon on Nov. 14...Had a season-high five-game point streak (3-9-12) from Nov. 8- Nov. 21...Picked up two assists in five playoffs games...**2013-14:** Registered 7-28-35 with 50 PIM in 63 games with Edmonton (WHL)...Collected five multi-point games and three three-point games... Had a season-long five-game point streak (2-5-7) from Feb. 8- Feb. 19...Totaled 3-12-15 in 21 playoff games and won Memorial Cup with Edmonton...Began the playoffs with a six-game point streak (2-6-8)...Scored the GWG in Game 2 of the First Round vs. Prince Albert...**2012-13:** Registered 1-4-5 with 12 PIM in 42 games with Edmonton (WHL)... Scored his first goal vs. Lethbridge on Jan. 27...Collected four assists in 19 playoff games...Had a two assist game in his playoff debut at Kootenay on Mar. 26.



NICK MERKLEY

RW

Height: 5'11" Weight: 189 Shoots: Left
 Born: May 23, 1997, Calgary, Alberta
 Drafted: Arizona's 2nd choice (1st round, 30th overall) in the 2015 Entry Draft

SEASON	TEAM	LEAGUE	REGULAR SEASON					PLAYOFFS				
			GP	G	A	PTS	PIM	GP	G	A	PTS	PIM
2012-13	Kelowna	WHL	1	0	0	0	0	7	0	3	3	0
2013-14	Kelowna	WHL	66	25	33	58	46	14	4	13	17	12
2014-15	Kelowna	WHL	72	20	70	90	79	19	5	22	27	18
2015-16	Kelowna	WHL	43	17	31	48	44	-	-	-	-	-
2016-17	Kelowna	WHL	63	23	40	63	73	17	6	13	19	22
2017-18	Tucson	AHL	38	18	21	39	22	-	-	-	-	-
	Arizona	NHL	1	0	0	0	0	-	-	-	-	-
2018-19	Tucson	AHL	45	10	24	34	26	-	-	-	-	-

CAREER NOTES: 2018-19: Registered 10-24-34 and 26 PIM in 45 games with Tucson (AHL)...Finished fourth on the team in scoring...Scored three PPGs...Tallied 10 multi-point games...Scored a hat trick vs. Colorado on Mar. 29...Had a five-game point streak from Dec. 21-Jan. 4 (2-6-8)...**2017-18:** Made his NHL debut vs. Florida on Dec. 19...Recorded 18-21-39 and 22 PIM in 38 games with Tucson...Named to the AHL All-Star roster...Finished second on the Roadrunners in points per game...Led Tucson with 11 PPG's...Tallied 13 multi-point games...Picked up an assist in his AHL debut vs. San Diego on Oct. 7...Scored his 1st AHL goal at Bakersfield on Oct. 14...Had two multi-goal games on Oct. 27 and Nov. 4...Tallied 7-7-14 in 9 November games...Had a 5-game goal streak (5-5-10) from Dec. 27-Jan. 6...**2016-17:** Registered 23-40-63 and 73 PIM in 63 games with Kelowna (WHL)...Finished third on the team in points, goals and assists...Led Kelowna with 12 power-play goals...Recorded at least one point in 10 of 12 games from Oct. 19- Nov. 18 (6-8-14)...Picked up a season-high 2-2-4 on Feb. 1 vs. Calgary (2-2-4)...Recorded a multi-point game in four of five games from Jan. 27- Feb. 4 (5-7-12)...Collected 17 multi-point games...Registered 6-13-19 in 17 playoff games with Kelowna...Picked up at least one point in 11 of the last 12 playoff games (6-12-18)...**2015-16:** Skated in 43 games with Kelowna (WHL), registering 17-31-48 and 44 PIM...Recorded 16 multi-point games including two four-point games...Tallied four consecutive multi-point games and four consecutive games with a goal from Oct. 31- Nov. 7 (5-5-10)...Registered a point in 12 of 15 games from Oct. 31- Dec. 5 (9-14-23)...Had four GWG's...Signed a three-year entry-level contract with Arizona on Sept. 3...**2014-15:** Registered 20-70-90, a plus-29 rating and 79 PIM in 72 games with Kelowna...Ranked third in the WHL in assists, first in power-play assists (32) and sixth in points...Led the Rockets in points and assists... Had 26 multi-point games...Began the season with a six-game point streak (3-11-14) from Sept. 20 - Oct. 3...Tallied 0-4-4 at Seattle on Oct. 4...Recorded multiple points in seven straight games (3-11-14) from Nov. 2 - 15...Had a 12-game point streak (4-17-21) from Nov. 2 - 26...Added 5-22-27 and a plus-12 rating in 19 postseason games with the Rockets...Led the league in playoff assists...Had the second-most postseason points in the WHL...Registered a nine-game playoff point streak (1-11-12)...Posted 2-1-3 at Brandon on May 9...**2013-14:** Collected 25-33-58, a plus-24 rating and 46 PIM in 66 games with Kelowna...Ranked third among WHL rookies in points...Finished third on the team in goals, seventh in assists and fifth in points...Had 15 multi-point games...Posted 0-4-4 vs. Lethbridge on Oct. 16...Totaled 4-13-17 and 12 PIM in 14 playoff contests... Ranked second on the team in playoff points and assists...Registered an eight game playoff point streak (3-11-14) from Mar. 26 - Apr. 19...**2012-13:** Made his WHL debut with the Rockets on Dec. 15 at Red Deer...Notched 0-3-3 in seven postseason games with Kelowna.




ANDY MIELE

C

Height: 5'9" Weight: 175 lbs. Shoots: Left
 Born: Apr. 15, 1988, Grosse Pointe Woods, Michigan
 Acquired: Signed as a free agent on July 1, 2019
 Drafted: Not Drafted

SEASON	TEAM	LEAGUE	REGULAR SEASON					PLAYOFFS				
			GP	G	A	PTS	PIM	GP	G	A	PTS	PIM
2005-06	Cedar Rapids	USHL	52	10	17	27	41	8	0	4	4	4
2006-07	Cedar Rapids	USHL	13	7	8	15	15	-	-	-	-	-
	Chicago	USHL	45	13	29	42	70	4	2	4	6	14
2007-08	Chicago	USHL	29	30	11	41	78	-	-	-	-	-
	Miami (OH)	CCHA	18	6	8	14	4	6	-	1	1	0
2008-09	Miami (OH)	CCHA	41	15	15	30	34	7	3	3	6	4
2009-10	Miami (OH)	CCHA	43	15	29	44	61	8	2	4	6	4
2010-11	Miami (OH)	CCHA	39	24	47	71	35	5	5	5	10	0
2011-12	Portland	AHL	69	16	38	54	43	-	-	-	-	-
	Phoenix	NHL	7	0	0	0	6	-	-	-	-	-
2012-13	Portland	AHL	70	19	34	53	72	3	1	2	3	15
	Phoenix	NHL	1	0	0	0	0	-	-	-	-	-
2013-14	Portland	AHL	70	27	45	72	66	-	-	-	-	-
	Phoenix	NHL	7	0	2	2	5	-	-	-	-	-
2014-15	Grand Rapids	AHL	71	26	44	70	42	16	3	11	14	20
2015-16	Grand Rapids	AHL	75	18	44	62	77	9	2	5	7	12
2016-17	Lehigh Valley	AHL	65	13	44	57	54	5	1	2	3	4
2017-18	Malmö	SHL	39	10	17	27	39	-	-	-	-	-
	Vaxjö	SHL	7	0	5	5	0	13	1	8	9	24
2018-19	Torpedo	KHL	61	16	16	32	57	7	0	2	2	6

CAREER NOTES: **2018-19:** Registered 16-16-32 and 57 PIM with Torpedo (KHL)...Added two assists in seven playoff games...**2017-18:** Registered 10-22-32 and 39 PIM in 46 games split between Malmö and Vaxjö in the SHL...Recorded 1-8-9 and 24 PIM in 13 playoff games with Vaxjö...Helped Vaxjö win the SHL championship...**2016-17:** Collected 13-44-57 and 54 PIM in 65 games with Lehigh Valley (AHL)...Added 1-2-3 in five playoff games...Finished second on the team in scoring...Scored seven PPGs...**2015-16:** Registered 18-44-62 and 77 PIM in 75 games with Grand Rapids (AHL)...Recorded 2-5-7 and 12 PIM in nine playoff games...Led the team and finished sixth in the AHL in scoring...Scored two PPGs and two SHGs...**2014-15:** Registered 26-44-70 and 42 PIM in 71 games with Grand Rapids...Led the team and finished second in the AHL in scoring...Named to the AHL First All-Star Team...Scored eight PPGs...Collected 3-11-14 and 20 PIM in 16 playoff games...**2013-14:** Tallied two assists in seven games with the Coyotes...Recorded 27-45-72 and 66 PIM in 70 games with Portland (AHL)...Led the team and finished third in the AHL in scoring...Scored nine PPGs...**2012-13:** Appeared in one game with Phoenix on Feb. 2 vs. Dallas...Played in 70 games with Portland (AHL), recording 19-34-53 as an Alternate Captain...Led the Pirates in points and assists...Ranked third on the team in goals...Registered a five-game point streak (4-5-9) from Mar. 29-Apr. 9...Added 1-2-3 and 15 PIM in three postseason games...**2011-12:** Played in seven games with the Coyotes...Made his NHL debut on Oct. 23 at Anaheim...Appeared in his first professional season with Portland, skating in 69 games...Led the Pirates in scoring (16-38-54)...Recorded his first professional goal and assist in his professional debut at Bridgeport, Oct. 8...Tallied 2-3-5, including three power play points vs. Manchester, Oct. 19...Recorded a six-game point streak (2-6-8) from Nov. 9-19 along with a five-game assist streak (1-6-7) from Nov. 11-19...Named an Eastern Conference All-Star...**2010-11:** Appeared in all 39 games with Miami (OH) as an Assistant Captain, recording 24-47-71 and 35 PIM...Led the nation in points...2011 Hobey Baker Award Winner...AHCA First-Team All-America...INCH First-Team All-America and Player of the Year...College Hockey News First-Team All-America...USCHO Player of the Year...USA Hockey College Player of the Year...CCHA Player of the Year...Recorded a 17-game point streak (Jan. 8-Mar. 19) during which he posted a total of 38 points...Registered a point in all but six games...Had a team-leading 22 multi-point games...Voted First-Team All-CCHA...Named to CCHA All-Tournament Team and named MVP...Ranks second on Miami's single-season assist list (47)...Tied for second on Miami's single-season points list (71)...Ranks sixth on Miami's all-time points list (159)...**2009-10:** Played in 43 games with Miami (OH), recording 15-29-44 and 61 PIM...Ranked second on the team with 44 points...Tallied a team-high 29 assists...**2008-09:** One of only six Miami players to appear in all 41




AARON NESS

D

Height: 5'11" Weight: 183 Shoots: Left
 Born: May 18, 1990, Bemidji, Minnesota
 Drafted: Islanders' 2nd choice (2nd round, 40th overall) in the 2008 Entry Draft
 Acquired: Signed as a free agent on July 1, 2019

SEASON	TEAM	LEAGUE	REGULAR SEASON					PLAYOFFS				
			GP	G	A	PTS	PIM	GP	G	A	PTS	PIM
2008-09	Minnesota	NCAA	37	2	15	17	16	-	-	-	-	-
2009-10	Minnesota	NCAA	39	2	10	12	24	-	-	-	-	-
2010-11	Minnesota	NCAA	35	2	12	14	41	-	-	-	-	-
	Bridgeport	AHL	13	1	3	4	4	-	-	-	-	-
2011-12	New York (I)	NHL	9	0	0	0	2	-	-	-	-	-
	Bridgeport	AHL	69	5	22	27	36	3	0	0	0	4
2012-13	Bridgeport	AHL	76	3	24	27	30	-	-	-	-	-
2013-14	New York (I)	NHL	20	1	2	3	10	-	-	-	-	-
	Bridgeport	AHL	48	6	14	20	47	-	-	-	-	-
2014-15	Bridgeport	AHL	74	8	37	45	62	-	-	-	-	-
2015-16	Washington	NHL	8	0	2	2	2	-	-	-	-	-
	Hershey	AHL	62	6	21	27	22	21	0	12	12	12
2016-17	Washington	NHL	2	0	0	0	0	-	-	-	-	-
	Hershey	AHL	51	5	12	17	24	9	0	1	1	0
2017-18	Washington	NHL	8	0	1	1	8	-	-	-	-	-
	Hershey	AHL	55	4	25	29	26	-	-	-	-	-
2018-19	Hershey	AHL	71	5	50	55	40	6	0	2	2	0

CAREER NOTES: 2018-19: Registered 5-50-55 and 40 penalty minutes (PIM) in 71 games with Hershey (AHL)...Led team defensemen in scoring...Scored three PPGs... Totaled 15 multi-point games...Tallied two assists in six playoffs games...**2017-18:** Recorded 4-25-29 and 26 PIM in 55 games with Hershey...led team blueliners in scoring... Registered six multi-point games...Played in his 400th AHL game on Dec 13 at Providence...Tallied an assist in eight games with Washington (NHL)...**2016-17:** Collected 5-12-17 and 24 PIM in 51 games with Hershey...Nominated for the AHL Fred T. Hunt Memorial Award...Played in two games with Washington...**2015-16:** Registered 6-21-27 and 22 PIM in 62 games with Hershey...Posted a career-best plus 12 mark...Was second among team defensemen in scoring...Helped Hershey reach the AHL Calder Cup, finishing third on the team with 12 points during the postseason...Played in eight games and tallied two assists with Washington...**2014-15:** Recorded 8-37-45 and 62 PIM in 74 games with Bridgeport (AHL)...Was named Captain...Led team defensemen in points and assists...Ranked sixth among AHL blueliners in scoring...Played in the 2015 AHL All-Star Classic...**2013-14:** Collected 6-14-20 and 47 PIM in 48 games with Bridgeport...Recorded 1-2-3 and 10 PIM in 20 games with the New York Islanders (NHL)...Scored his first career NHL goal on Nov. 14 vs. Los Angeles...**2012-13:** Registered 3-24-27 and 30 PIM in 76 games with Bridgeport...Was only player to skate in all 76 games...**2011-12:** Registered 5-22-27 and 36 PIM in 69 games with Bridgeport...Scored two goals on Feb. 26 vs. Albany...Played in nine games with the Islanders...Made NHL debut on Feb. 7 at Philadelphia...**2008-2011:** Registered 6-37-43 and 81 PIM in 111 games with University of Minnesota (NCAA)...Named to the NCAA All-Academic Team in 2010-11.




LANE PEDERSON

C

Height: 6'1" Weight: 200 Shoots: Right
 Born: August 4, 1997, Saskatoon, SK
 Drafted: Not Drafted
 Acquired: Signed as a free agent on Oct. 13, 2016

SEASON	TEAM	LEAGUE	REGULAR SEASON					PLAYOFFS				
			GP	G	A	PTS	PIM	GP	G	A	PTS	PIM
2014-15	Seattle	WHL	63	8	12	20	17	6	0	0	0	0
2015-16	Red Deer	WHL	35	6	15	21	19	-	-	-	-	-
	Swift Current	WHL	37	14	20	34	29	-	-	-	-	-
2016-17	Swift Current	WHL	62	25	40	65	39	12	3	4	7	0
2017-18	Tucson	AHL	63	12	14	26	18	9	3	1	4	4
2018-19	Tucson	AHL	67	23	24	47	36	-	-	-	-	-

CAREER NOTES: 2018-19: Registered 23-24-47 and 36 PIM in 67 games with Tucson (AHL)...Led the team in scoring and played in the second-most games...Scored a team-high eight PPGs...Tallied 11 multi-point games...Finished the season on a season-long six game point streak (4-3-7)...Scored a hat trick vs. San Jose on Mar. 23...**2017-18:** Skated in 63 games with Tucson (AHL), collecting 12-14-26 and 18 PIM...Scored two PPG's...Tallied two multi-point games...Scored his first AHL goal vs. Iowa on Oct. 27... Had a season-long 5-game point streak (3-2-5) from Nov. 4-18...Scored the GWG vs. Bakersfield on Nov. 11...Recorded 1-2-3 at Texas on Feb. 9 and vs. San Jose on Mar. 20... Tallied 3-1-4 and four PIM in nine playoff games...**2016-17:** Registered 25-40-65 and 39 PIM in 62 games with Swift Current (WHL)...Finished third on the team in scoring... Scored 10 power-play goals...Tallied 1-2-3 on opening night at Prince Albert...Collected 2-6-8 in the first four games...Ha a season-high six-game point streak from Nov. 2-13 (6-2-8)...Had a season-high 1-3-4 on Nov. 22 vs. Saskatoon...Finished the season with goals in five of the final seven games (6-2-8)...Collected 18 multi-point games... Recorded 3-4-7 in 12 playoff games...**2015-16:** Skated in 37 games with Red Deer, collecting 6-15-21...Tallied 2-2-4 on Dec. 9 at Medicine Hat...Registered 14-20-34 in 37 games with Swift Current...Collected at least one point in 19 of 21 games from Dec. 30-Feb. 20 (10-18-28)...Collected 10 multi-point games...**2014-15:** Registered 8-12-20 and 17 PIM in 63 games with Seattle (WHL)...Scored two goals vs. Edmonton on Oct. 30...Collected a point in eight of nine games from Dec. 28- Jan. 16 (2-6-8).



IVAN PROSVETOV

G

Height: 6'4" Weight: 165 Catches: Left
 Born: March 5, 1999, Moscow, RU
 Drafted: Arizona's 5th choice (4th round, 114th overall) in the 2018 Entry Draft

SEASON	TEAM	LEAGUE	GP	REGULAR SEASON						PLAYOFFS						
				MIN	GA	SO	SV%	GAA	W-L-OTL	GP	MIN	GA	SO	SV%	GAA	W-L-OTL
2016-17	Minnesota	NAHL	44	2453	103	0	.928	2.52	21-15-3	-	-	-	-	-	-	-
2017-18	Youngstown	USHL	36	1968	95	0	.913	2.90	19-9-1	-	-	-	-	-	-	-
2018-19	Saginaw	OHL	53	2996	147	4	.910	2.94	36-11-1	12	707	28	1	.930	2.38	9-2-0

CAREER NOTES: 2018-19: Recorded a 36-11-1 mark with four shutouts in 53 games with Saginaw (OHL)...Had a .910 SV% and 2.94 GAA...Named to OHL Third All-Star Team...Finished third in the OHL in shutouts and wins...Had a career-long nine-game win streak (Dec. 9-Jan. 9)...Shutout Sudbury with 54 saves on Jan. 6...Made a career-high 55 saves vs. London on Feb. 9...Played in 12 playoff games, posting a 9-2-0 record with a shutout...Won his first seven career playoff games...**2017-18:** Registered a 19-9-1 record in 36 games with Youngstown (USHL)...Posted a 9.10 SV% and a 2.90 GAA...Named to the 2018 USHL Top Prospects Game...Was USHL Goaltender of the Week (2/19/18)...**2016-17:** Started 44 games for Minnesota (NAHL), posting a 21-15-3 record with a 2.52 GAA and a .928 SV%,




NATE SCHNARR

C

Height: 6'3" Weight: 180 Shoots: Right
 Born: June 15, 1999, Kitchener, ON
 Drafted: Arizona's 4th choice (3rd round, 75th overall) in the 2017 Entry Draft

SEASON	TEAM	LEAGUE	REGULAR SEASON					PLAYOFFS				
			GP	G	A	PTS	PIM	GP	G	A	PTS	PIM
2015-16	Guelph	OHL	6	1	3	4	0	-	-	-	-	-
2016-17	Guelph	OHL	54	18	18	36	27	-	-	-	-	-
2017-18	Guelph	OHL	57	16	23	39	34	6	2	4	6	8
2018-19	Guelph	OHL	65	34	68	102	58	24	8	11	19	28

CAREER NOTES: 2018-19: Registered 34-68-102 and 58 PIM in 65 games with Guelph (OHL)...Recorded 8-11-19 and 28 PIM in 24 playoff games...Helped Guelph win the OHL championship...Named to OHL Third All-Star Team...Led the team in points and assists...Finished tied for sixth in the league in points...Tallied 32 multi-point games...Scored 12 PPGs and had five GWGs...Had a season-high 3-2-5 at Kitchener on Mar. 3...Had a season-high 13 game point streak (6-17-23) from Nov. 25-Jan. 4...**2017-18:** Registered 16-23-39 and 34 PIM in 57 games with Guelph...Added 2-4-6 in 24 playoff games...Scored seven PPGs with one GWG...Tallied nine multi-point games...Scored a hat trick and added an assist at Hamilton on Dec. 6...**2016-17:** Recorded 18-18-36 and 27 PIM in 54 games with Guelph...Scored eight PPGs and scored a GWG...Tallied five multi-point games...**2015-16:** Collected 1-3-4 and two PIM in six games with Guelph...Scored his first career OHL goal vs. London on Jan. 13.



JALEN SMERECK

D

Height: 6'0" Weight: 184 Shoots: Left
 Born: January 15, 1997, Detroit, Michigan
 Drafted: Not drafted
 Acquired: Signed as a free agent on Oct. 6, 2016

SEASON	TEAM	LEAGUE	REGULAR SEASON					PLAYOFFS				
			GP	G	A	PTS	PIM	GP	G	A	PTS	PIM
2014-15	Bloomington	USHL	51	3	15	18	18	-	-	-	-	-
2015-16	Oshawa	OHL	63	5	20	25	65	5	1	4	5	8
2016-17	Flint	OHL	60	9	36	45	62	5	1	2	3	6
	Tucson	AHL	2	1	1	2	0	-	-	-	-	-
2017-18	Flint	OHL	46	10	24	34	54	-	-	-	-	-
	Fort Wayne	ECHL	2	0	1	1	4	-	-	-	-	-
	Tucson	AHL	2	0	0	0	0	-	-	-	-	-
2018-19	Tucson	AHL	16	0	1	1	8	-	-	-	-	-
	Norfolk	ECHL	44	5	28	33	36	-	-	-	-	-

CAREER NOTES: 2018-19: Tallied an assist in 16 games with Tucson (AHL)...Registered 5-28-33 and 36 PIM in 44 games with Norfolk (ECHL)...Led all Norfolk defensemen in scoring...**2017-18:** Recorded 10-24-34 and 54 PIM in 46 games with Flint (OHL)...Led all team defensemen in scoring...Finished third on Flint in points...Picked up 2-11-13 on the power-play...Scored two PPG's and had two GWG's...Picked up an assist in two games with Fort Wayne (ECHL)...Skated in two games with Tucson (AHL)...**2016-17:** Registered 9-36-45 and 62 PIM in 60 games with Flint (OHL)...Finished second among Flint blueliners in scoring...scored five power-play goals...Tallied three assists on opening night versus Sarnia...Finished the season by recording a point in eight of the final nine games (2-8-10)...Collected 12 multi-point games...Recorded 1-2-3 in five playoff games...Skated in two games with Tucson, collecting 1-1-2...Scored his first AHL goal at Stockton on Apr. 15...**2015-16:** Recorded 5-20-25 and 65 PIM in 63 games with Oshawa (OHL)...Scored his first OHL goal at Ottawa on Oct. 23...Collected his first multi-point game at Peterborough (0-2-2) on Jan. 7...Collected 1-4-5 in five playoff games...**2014-15:** Skated in 51 games with Bloomington (USHL), tallying 3-15-18 along with 18 PIM.




VICTOR SODERSTROM

D

Height: 5'11" Weight: 179 Shoots: Right
 Born: February 26, 2001, Skutskar, SE
 Drafted: Arizona's 1st choice (1st round, 11th overall) in the 2019 Entry Draft

SEASON	TEAM	LEAGUE	REGULAR SEASON					PLAYOFFS				
			GP	G	A	PTS	PIM	GP	G	A	PTS	PIM
2016-17	Brynäs IF J18	J18 Elit	18	7	12	19	8	-	-	-	-	-
	Brynäs IF J18	Allsvenskan	18	3	16	19	8	1	0	1	1	0
2017-18	Brynäs IF J18	J18 Elit	16	6	11	17	16	-	-	-	-	-
	Brynäs IF J18	Allsvenskan	16	1	13	14	8	5	3	1	4	6
	Brynäs IF J20	SuperElit	16	3	3	6	8	1	1	0	1	0
2018-19	Brynäs IF J20	SuperElit	14	1	7	8	2	2	0	1	1	4
	Brynäs IF	SHL	44	4	3	7	22	2	0	1	1	4

CAREER NOTES: 2018-19: Registered 4-3-7 and 22 PIM in 44 games with Brynäs IF (SHL)...Added an assist in two playoff games...Totaled the most SHL points by an U18 Junior...Registered 1-7-8 and two PIM in 14 games with Brynäs IF J20 (SuperElit)...**2017-18:** Recorded 1-13-14 and eight PIM in 16 games with Brynäs IF J18 (Allsvenskan)...Tallied the most assists by a defenseman...In 16 games with Brynäs IF J18 (J18 Elit), tallied 6-11-17 and 16 PIM...Registered 3-3-6 and eight PIM in 16 games with Brynäs IF J20 (Super Elit)...**2016-17:** Recorded 7-12-19 and eight PIM in 18 games with Brynäs IF J18 (J18 Elit)...Collected 3-16-19 and eight PIM in 18 games with Brynäs IF J18 (Allsvenskan)...Tallied the most points and assists by a defenseman.



TYLER STEENBERGEN

C

Height: 5'10" Weight: 180 Shoots: Left
 Born: January 7, 1998, Sylvan Lake, AB
 Drafted: Arizona's 8th choice (5th round, 28th overall) in the 2017 Entry Draft

SEASON	TEAM	LEAGUE	REGULAR SEASON					PLAYOFFS				
			GP	G	A	PTS	PIM	GP	G	A	PTS	PIM
2014-15	Swift Current	WHL	72	5	6	11	13	4	1	0	1	0
2015-16	Swift Current	WHL	67	20	26	46	18	-	-	-	-	-
2016-17	Swift Current	WHL	72	51	39	90	22	14	8	6	14	8
2017-18	Swift Current	WHL	56	47	55	102	44	26	12	15	27	12
2018-19	Tucson	AHL	63	9	13	22	16	-	-	-	-	-

CAREER NOTES: 2018-19: Recorded 9-13-22 and 16 PIM in 63 games with Tucson (AHL)...Scored two PPGs...Picked up an assist in AHL debut vs. San Diego on Oct. 6...Scored two goals vs. Ontario on Dec. 8...**2017-18:** Registered 47-55-102 and 44 PIM in 56 games with Swift Current (WHL)...Won the U20 World Juniors gold medal...Scored the game-winning goal in the gold medal game...Finished the season third on the team in scoring and second in goals...Scored eight GWG's...Tallied 28 multi-point games...Produced 10-21-31 on the power-play...Began the season on a 13-game point streak (21-14-35)...Scored four goals in consecutive games on Sept 30 and Oct. 6...Scored four goals at Lethbridge on Oct. 20...Collected 1-4-5 at Seattle on Jan. 20...Recorded 12-15-27 and 12 PIM in 26 playoff games...Tallied seven multi-point games during the playoffs...Had a hat trick and picked up an assist vs. Regina on Mar. 30...Won the WHL championship...**2016-17:** Skated in 72 games with Swift Current, collecting 51-39-90 and 22 PIM in 72 games...Earned the WHL Brad Hornung Trophy for being the most sportsmanlike player...Led the team in points and goals...Led the team with 19 PPG's...His 12 GWG's were the most on Swift Current...Tallied 26 multi-point games...Picked up 2-2-4 on Sept. 25 at Saskatoon...Scored a hat trick at Moose Jaw on Dec. 27...Recorded a career-high 2-4-6 vs. Kitchener...Scored a hat trick at Red Deer on Feb. 10...Tallied 8-6-14 and 8 PIM in 14 playoff games...Earned a point in 10 of 14 playoff games...**2015-16:** Registered 20-26-46 and 18 PIM in 67 games with Swift Current...Finished third on the team in points...Scored seven PPG's...Tallied 14 multi-point games...Had a season-high 2-1-3 vs. Medicine Hat on Feb. 13...**2014-15:** Recorded 5-6-11 and 13 PIM in 72 games with Swift Current...Scored a goal in his WHL debut vs. Medicine Hat on Sept. 19...Picked up two assists at Saskatoon on Nov. 22...Scored a goal in four playoff games.



AXEL BERGKVIST

D

Height: 5'9" Weight: 200 Shoots: Left
 Born: October 7, 2000, Richmond Hill, ON
 Drafted: Arizona's 8th choice (7th round, 200th overall) in the 2019 Entry Draft

SEASON	TEAM	LEAGUE	REGULAR SEASON					PLAYOFFS				
			GP	G	A	PTS	PIM	GP	G	A	PTS	PIM
2017-18	Leksands IF J20	SuperElit	45	13	19	32	28	2	0	0	0	0
	Leksands IF	Allsvenskan	2	0	0	0	0	-	-	-	-	-
2018-19	Leksands IF J20	SuperElit	23	12	9	21	16	2	0	2	2	2
	Leksands IF	Allsvenskan	36	3	7	10	12	-	-	-	-	-




DENNIS BUSBY

D

Height: 5'11" Weight: 187 Shoots: Right
 Born: January 6, 2000, Richmond Hill, ON
 Drafted: Arizona's 7th choice (5th round, 145th overall) in the 2018 Entry Draft

SEASON	TEAM	LEAGUE	REGULAR SEASON					PLAYOFFS				
			GP	G	A	PTS	PIM	GP	G	A	PTS	PIM
2016-17	Flint	OHL	62	2	14	16	20	5	0	0	0	0
2017-18	Flint	OHL	2	0	0	0	0	-	-	-	-	-
2018-19	Flint	OHL	27	1	13	14	14	-	-	-	-	-



MICHAEL CALLAHAN

D

Height: 6'2" Weight: 196 Shoots: Left
 Born: September 23, 1999, Franklin, MA
 Drafted: Arizona's 6th choice (5th round, 142nd overall) in the 2018 Entry Draft

SEASON	TEAM	LEAGUE	REGULAR SEASON					PLAYOFFS				
			GP	G	A	PTS	PIM	GP	G	A	PTS	PIM
2016-17	Bloomington	USHL	2	0	0	0	0	-	-	-	-	-
2017-18	Central Illinois	USHL	37	3	6	9	15	-	-	-	-	-
	Youngstown	USHL	22	0	9	9	6	11	0	2	2	2
2018-19	Providence	NCAA	41	2	8	10	19	-	-	-	-	-



CAMERON CROTTY

D

Height: 6'2" Weight: 186 Shoots: Right
 Born: May 5, 1999, Ottawa, ON
 Drafted: Arizona's 5th choice (3rd round, 82nd overall) in the 2017 Entry Draft

SEASON	TEAM	LEAGUE	REGULAR SEASON					PLAYOFFS				
			GP	G	A	PTS	PIM	GP	G	A	PTS	PIM
2015-16	Brockville	CCHL	57	3	15	18	38	6	1	6	7	0
2016-17	Brockville	CCHL	41	4	9	13	32	5	1	0	1	2
2017-18	Boston	NCAA	34	1	7	8	18	-	-	-	-	-
2018-19	Boston	NCAA	38	5	5	10	33	-	-	-	-	-



ALEXANDR DARIN

RW

Height: 5'11" Weight: 165 Shoots: Right
 Born: August 16, 2000, Yaroslavl, RU
 Drafted: Arizona's 4th choice (4th round, 107th overall) in the 2019 Entry Draft

SEASON	TEAM	LEAGUE	REGULAR SEASON					PLAYOFFS				
			GP	G	A	PTS	PIM	GP	G	A	PTS	PIM
2017-18	Loko-Junior Yaroslavl	NMHL	28	4	16	20	22	9	1	4	5	14
2018-19	Loko Yaroslavl	MHL	47	20	15	35	24	1	0	1	1	4



TY EMBERSON

D

Height: 6'0" Weight: 200 Shoots: Left
 Born: May 24, 2000, Eau Claire, WI
 Drafted: Arizona's 4th choice (3rd round, 73rd overall) in the 2018 Entry Draft

SEASON	TEAM	LEAGUE	REGULAR SEASON					PLAYOFFS				
			GP	G	A	PTS	PIM	GP	G	A	PTS	PIM
2016-17	USNTDP Juniors	USHL	34	0	8	8	12	-	-	-	-	-
	U.S. Natl' U17 Team	USDP	56	0	18	18	14	-	-	-	-	-
	U.S. Natl' U18 Team	USDP	1	0	0	0	0	-	-	-	-	-
2017-18	USNTDP Juniors	USHL	25	4	11	15	0	-	-	-	-	-
	U.S. Natl' U18 Team	USDP	61	4	23	27	46	-	-	-	-	-
2018-19	Wisconsin	NCAA	37	4	8	12	10	-	-	-	-	-




JOHN FARINACCI

C

Height: 6'0" Weight: 185 Shoots: Right
 Born: February 14, 2001, Red Bank, New Jersey
 Drafted: Arizona's 2nd choice (3rd round, 76th overall) in the 2019 Entry Draft

SEASON	TEAM	LEAGUE	REGULAR SEASON					PLAYOFFS				
			GP	G	A	PTS	PIM	GP	G	A	PTS	PIM
2017-18	Dexter School	USHS	27	26	27	53	-	-	-	-	-	-
	Muskegon	USHL	2	0	0	0	0	-	-	-	-	-
	USNTDP Juniors	USHL	5	2	1	3	0	-	-	-	-	-
2018-19	Dexter School	USHS	16	12	21	33	-	-	-	-	-	-
	Muskegon	USHL	2	2	1	3	0	-	-	-	-	-
	USNTDP Juniors	USHL	2	0	0	0	0	-	-	-	-	-




MICHAEL KAROW

D

Height: 6'2" Weight: 197 Shoots: Left
 Born: December 18, 1998, Green Bay, WI
 Drafted: Arizona's 7th choice (5th round, 126th overall) in the 2017 Entry Draft

SEASON	TEAM	LEAGUE	REGULAR SEASON					PLAYOFFS				
			GP	G	A	PTS	PIM	GP	G	A	PTS	PIM
2016-17	Youngstown	USHL	58	4	17	21	39	5	1	2	3	6
2017-18	Boston College	NCAA	34	0	6	6	22	-	-	-	-	-
2018-19	Boston College	NCAA	39	0	2	2	18	-	-	-	-	-




LIAM KIRK

C

Height: 6'0" Weight: 161 Shoots: Left
 Born: January 3, 2000, Maltby, GBR
 Drafted: Arizona's 9th choice (7th round, 189th overall) in the 2018 Entry Draft

SEASON	TEAM	LEAGUE	REGULAR SEASON					PLAYOFFS				
			GP	G	A	PTS	PIM	GP	G	A	PTS	PIM
2016-17	Sheffield	EIHL	19	0	0	0	2	-	-	-	-	-
	Sheffield	EPIHL	38	20	25	45	12	-	-	-	-	-
2017-18	Sheffield	EIHL	52	9	7	16	6	-	-	-	-	-
2018-19	Peterborough	OHL	63	26	21	47	26	5	0	1	1	0




MATIAS MACCELLI

LW

Height: 5'11" Weight: 165 Shoots: Left
 Born: October 14, 2000, Turku, FI
 Drafted: Arizona's 3rd choice (4th round, 98th overall) in the 2019 Entry Draft

SEASON	TEAM	LEAGUE	REGULAR SEASON					PLAYOFFS				
			GP	G	A	PTS	PIM	GP	G	A	PTS	PIM
2017-18	Dubuque	USHL	36	8	13	21	14	5	0	1	1	0
2018-19	Dubuque	USHL	62	31	41	72	8	6	1	4	5	2




VALENTIN NUSSBAUMER

LW

Height: 5'11" Weight: 160 Shoots: Left
 Born: September 25, 2000, Delemont, SUI
 Drafted: Arizona's 9th choice (7th round, 207th overall) in the 2019 Entry Draft

SEASON	TEAM	LEAGUE	REGULAR SEASON					PLAYOFFS				
			GP	G	A	PTS	PIM	GP	G	A	PTS	PIM
2017-18	Biel-Bienne U20	U20-Elit	20	7	11	18	32	8	3	3	6	10
	EHC Biel-Bienne	NLA	26	5	1	6	2	1	0	0	0	0
2018-19	Shawinigan	QMJHL	58	17	21	38	16	6	1	3	4	2



AKU RATY

RW

Height: 6'0" Weight: 171 Shoots: Right
 Born: July 5, 2001, Oulu, FI
 Drafted: Arizona's 5th choice (5th round, 151st overall) in the 2019 Entry Draft

SEASON	TEAM	LEAGUE	REGULAR SEASON					PLAYOFFS				
			GP	G	A	PTS	PIM	GP	G	A	PTS	PIM
2017-18	Karpat U18	b sm-sarja	46	18	36	54	20	5	3	2	5	2
2018-19	Karpat U20	a sm-liiga	52	19	26	45	28	11	3	6	9	4



ANTHONY ROMANO

RW

Height: 5'11" Weight: 182 Shoots: Left
 Born: October 7, 2000, Richmond Hill, ON
 Drafted: Arizona's 7th choice (6th round, 176th overall) in the 2019 Entry Draft

SEASON	TEAM	LEAGUE	REGULAR SEASON					PLAYOFFS				
			GP	G	A	PTS	PIM	GP	G	A	PTS	PIM
2017-18	Aurora	OJHL	40	18	26	44	25	9	2	8	10	0
2018-19	Sioux Falls	USHL	60	26	21	47	34	10	1	2	3	6



DANIL SAVUNOV

C

Height: 5'10" Weight: 150 Shoots: Left
 Born: December 23, 2000, Sarov, RU
 Drafted: Arizona's 6th choice (6th round, 174th overall) in the 2019 Entry Draft

SEASON	TEAM	LEAGUE	REGULAR SEASON					PLAYOFFS				
			GP	G	A	PTS	PIM	GP	G	A	PTS	PIM
2017-18	Dizelist Penza	NMHL	32	8	10	18	18	12	3	6	9	2
2018-19	Dizelist Penza	VHL	45	6	9	15	10	-	-	-	-	-
	Dizelist Penza	NMHL	10	12	8	20	14	9	2	6	8	6




DEAN STEWART

D

Height: 6'3" Weight: 182 Shoots: Right
 Born: June 12, 1998, Portage la Prairie, Manitoba
 Drafted: Arizona's 7th choice (7th round, 188th overall) in the 2016 Entry Draft

SEASON	TEAM	LEAGUE	REGULAR SEASON					PLAYOFFS				
			GP	G	A	PTS	PIM	GP	G	A	PTS	PIM
2014-15	Central Plains Midget AAA	MMHL	21	2	4	6	52	-	-	-	-	-
	Portage	MJHL	33	1	5	6	2	1	0	0	0	2
2015-16	Portage	MJHL	42	8	14	22	28	13	3	10	13	8
2016-17	Nebraska-Omaha	NCAA	29	0	7	7	14	-	-	-	-	-
2017-18	Nebraska-Omaha	NCAA	31	0	5	5	20	-	-	-	-	-
2018-19	Nebraska-Omaha	NCAA	36	5	16	21	33	-	-	-	-	-



DAVID TENDECK

G

Height: 6'2" Weight: 165 Catches: Left
 Born: November 25, 1999, North Vancouver, BC
 Drafted: Arizona's 8th choice (6th round, 158th overall) in the 2018 Entry Draft

SEASON	TEAM	LEAGUE	REGULAR SEASON							PLAYOFFS						
			GP	MIN	GA	SO	SV%	GAA	W-L-OTL	GP	MIN	GA	SO	SV%	GAA	W-L-OTL
2015-16	Vancouver	WHL	2	83	8	0	.822	5.80	0-1-0	-	-	-	-	-	-	-
2016-17	Vancouver	WHL	22	1118	89	0	.856	4.78	5-14-0	-	-	-	-	-	-	-
2017-18	Vancouver	WHL	48	2745	138	0	.912	3.02	25-16-2	-	-	-	-	-	-	-



ERIK WALLI WALTERHOLM

RW

Height: 6'2" Weight: 185 Shoots: Right
 Born: February 27, 1999, Sollentuna, SE
 Drafted: Arizona's 9th choice (7th round, 190th overall) in the 2017 Entry Draft

SEASON	TEAM	LEAGUE	REGULAR SEASON					PLAYOFFS				
			GP	G	A	PTS	PIM	GP	G	A	PTS	PIM
2015-16	SDE HF J18	J18E	31	8	12	20	59	-	-	-	-	-
	SDE HF J20	J20	4	2	1	3	4	-	-	-	-	-
2016-17	SDE HF J18	J18E	20	19	13	32	26	-	-	-	-	-
	Djurgardens J18	J18A	14	8	6	14	16	4	3	1	4	4
	Djurgardens J20	SuperElit	11	1	0	1	10	1	0	0	0	2
2017-18	Djurgardens IF J20	SuperElit	42	18	21	39	64	3	1	3	4	6
	Djurgardens IF	SHL	20	2	0	2	0	-	-	-	-	-
2018-19	Djurgardens IF J20	SuperElit	29	16	14	30	71	5	3	2	5	6
	Djurgardens IF	SHL	31	1	1	2	35	18	0	0	0	10



FILIP WESTERLUND

D

Height: 5'11" Weight: 172 Shoots: Right
 Born: April 17, 1999, Harnosand, SE
 Drafted: Arizona's 2nd choice (2nd round, 44th overall) in the 2017 Entry Draft

SEASON	TEAM	LEAGUE	REGULAR SEASON					PLAYOFFS				
			GP	G	A	PTS	PIM	GP	G	A	PTS	PIM
2015-16	Frolunda HC J18	J18	21	4	8	12	18	-	-	-	-	-
	Frolunda HC J18	J18A	18	0	4	4	2	6	0	1	1	4
	Frolunda HC J20	SuperElit	3	0	0	0	2	-	-	-	-	-
2016-17	Frolunda HC J18	J18A	0	0	0	0	0	3	0	1	1	0
	Frolunda HC J20	SuperElit	23	1	6	7	8	5	0	1	1	6
	Frolunda HC	SHL	33	0	4	4	6	-	-	-	-	-
2017-18	Frolunda HC J20	SuperElit	24	4	9	13	12	2	1	0	1	0
	Frolunda HC	SHL	19	0	2	2	0	-	-	-	-	-
2018-19	Frolunda HC	SHL	19	1	1	2	6	-	-	-	-	-
	Timra IK	SHL	4	2	0	2	0	-	-	-	-	-

GOALTENDERS

NO	NAME	P	HT	WT	C	BIRTHPLACE	BIRTHDATE	2018-19 CLUB	GP	MIN	W-L-T	SO	GAA	SV%
31	Hill, Adin	G	6-6	202	L	Comox, BC	May 11, 1996	Arizona (NHL) Tucson (AHL)	13 36	696 2042	7-5-0 16-15-4	1 2	2.76 2.61	.901 .906
32	Raanta, Antti	G	6-0	195	L	Rauma, FI	May 12, 1989	Arizona (NHL)	12	687	5-6-0	0	2.88	.906
35	Kuemper, Darcy	G	6-5	215	L	Saskatoon, SK	May 5, 1990	Arizona (NHL)	55	3251	27-20-8	5	2.33	.925
50	Prosvetov, Ivan	G	6-5	175	L	Moskva, RU	Mar. 5, 1999	Saginaw (OHL)	53	2996	36-11-1	4	2.94	.910
60	Madsen, Merrick	G	6-5	190	L	Acton, CA	Aug. 22, 1995	Norfolk (ECHL) Tucson (AHL)	11 11	635 555	4-6-1 5-3-0	1 3	3.40 2.70	.905 .889
70	Kallgren, Erik	G	6-2	181	L	Stockholm, SE	Oct. 14, 1996	AIK (SWE 1)	32	1841	18-12-0	5	2.02	.920
78	Tendeck, David	G	6-2	181	R	North Vancouver, BC	Nov. 25, 1999	Vancouver (WHL)	38	2225	24-10-1	4	2.48	.911

DEFENSEMEN

NO	NAME	POS	HT	WT	S	BIRTHPLACE	BIRTHDATE	2018-19 CLUB	GP	G	A	PTS	PIM
4	Hjalmarsson, Niklas	D	6-3	197	L	Eksjo, SE	June 6, 1987	Arizona (NHL)	82	0	10	10	44
5	Russo, Robbie	D	6-0	192	R	Westmont, IL	Feb. 15, 1993	Tucson (AHL)	67	6	33	39	32
6	Chychnun, Jakob	D	6-2	210	L	Boca Raton, FL	Mar. 31, 1998	Arizona (NHL)	53	5	15	20	28
23	Ekman-Larsson, Oliver	D	6-2	200	L	Karlskrona, SE	July 17, 1991	Arizona (NHL)	81	14	30	44	52
33	Goligoski, Alex	D	5-11	185	L	Grand Rapids, MN	July 30, 1985	Arizona (NHL)	76	3	24	27	16
42	Ness, Aaron	D	5-10	183	L	Bemidji, MN	May 18, 1990	Hershey (AHL)	71	5	50	55	40
46	Lyubushkin, Ilya	D	6-2	201	R	Moscow, RU	Apr. 6, 1994	Arizona (NHL)	41	0	4	4	13
49	Lyle, Brady	D	6-1	203	R	North Bay, ON	June 6, 1999	Owen Sound (OHL)	68	11	30	41	22
54	Dineen, Cam	D	5-11	183	L	Toms River, NJ	June 19, 1998	Tucson (AHL)	57	3	9	12	6
55	Demers, Jason	D	6-1	195	R	Dorval, QC	June 9, 1988	Arizona (NHL) Tucson (AHL)	35 1	2 0	6 1	8 1	12 -1
59	Smereck, Jalen	D	6-0	190	L	Detroit, MI	Jan. 15, 1997	Tucson (AHL) Norfolk (ECHL)	16 44	0 5	1 28	1 33	8 36
61	Mayo, Dysin	D	6-2	194	R	Victoria, BC	Aug. 17, 1996	Tucson (AHL)	67	2	4	6	46
62	Busby, Dennis	D	5-11	190	R	Shanty Bay, ON	Jan. 6, 2000	Flint (OHL)	27	1	13	14	14
71	Birks, Dane	D	6-2	201	R	Merritt, BC	Aug. 29, 1995	Wheeling (ECHL) Wilkes-Barre/Scranton (AHL)	65 1	1 0	13 0	14 0	64 0
75	Capobianco, Kyle	D	6-1	196	L	Mississauga, ON	Aug. 13, 1997	Arizona (NHL) Tucson (AHL)	2 40	0 7	0 25	0 32	-2 51
77	Soderstrom, Victor	D	6-0	183	R	Skutskars, SE	Feb. 26, 2001	Brynäs IF (SHL) Brynäs IF J20 (SuperElit)	44 14	4 1	3 7	7 8	22 2
79	Gross, Jordan	D	5-10	190	R	Maple Grove, MN	May 9, 1995	Tucson (AHL)	61	5	20	25	28
82	Oesterle, Jordan	D	6-0	182	L	Dearborn Heights, MI	June 25, 1992	Arizona (NHL)	71	6	14	20	12
84	Bergkvist, Axel	D	5-9	201	L	Insjon, SE	June 1, 2000	Leksands IF J20 (SuperElit) Leksands IF (Allsvenskan)	23 36	12 3	9 7	21 10	16 12
86	Hall, Connor	D	6-2	203	L	Cambridge, ON	Jan. 28, 1998	Kitchener (OHL)	4	0	0	0	2
91	Bahl, Kevin	D	6-6	216	L	New Westminster, BC	June 27, 2000	Ottawa (OHL)	68	6	28	34	87

FORWARDS

NO	NAME	POS	HT	WT	S	BIRTHPLACE	BIRTHDATE	2018-19 CLUB	GP	G	A	PTS	PIM
8	Schmaltz, Nick	C	6-0	177	R	Madison, WI	Feb. 23, 1996	Arizona (NHL)	17	5	9	14	2
								Chicago (NHL)	23	2	9	11	6
9	Keller, Clayton	RW	5-10	170	L	Chesterfield, MO	July 29, 1998	Arizona (NHL)	82	14	33	47	24
13	Hinostrroza, Vinnie	RW	5-9	173	R	Chicago, IL	Apr. 3, 1994	Arizona (NHL)	72	16	23	39	14
15	Richardson, Brad	C	6-0	190	L	Belleville, ON	Feb. 4, 1985	Arizona (NHL)	66	19	8	27	22
18	Dvorak, Christian	C	6-0	195	L	Palos, IL	Feb. 2, 1996	Arizona (NHL)	20	2	5	7	2
								Tucson (AHL)	2	0	0	0	0
21	Stepan, Derek	C	6-0	196	R	Hastings, MN	June 18, 1990	Arizona (NHL)	72	15	20	35	14
24	Fasching, Hudson	RW	6-3	205	R	Milwaukee, WI	July 28, 1995	Tucson (AHL)	64	16	17	33	16
26	Chaput, Michael	C	6-2	198	L	Montreal, QC	Apr. 9, 1992	Montreal (NHL)	32	0	5	5	14
								Laval (AHL)	24	10	6	16	18
								Tucson (AHL)	16	6	10	16	6
28	Miele, Andy	C	5-7	170	L	Grosse Pointe Woods, MI	Apr. 15, 1988	Torpedo Nizhny (KHL)	61	16	16	32	57
29	Hayton, Barrett	C	6-1	192	L	Peterborough, ON	June 9, 2000	Sault Ste. Marie (OHL)	39	26	40	66	42
34	Soderberg, Carl	C	6-3	210	L	Malmö, SE	Oct. 12, 1985	Colorado (NHL)	82	23	26	49	26
36	Fischer, Christian	RW	6-2	214	R	Chicago, IL	Apr. 15, 1997	Arizona (NHL)	71	11	7	18	27
38	Merkley, Nick	RW	5-10	194	R	Calgary, AB	May 23, 1997	Tucson (AHL)	45	10	24	34	26
39	Gregoire, Jeremy	C	6-0	194	R	Sherbrooke, QC	Sept. 5, 1995	Milwaukee (AHL)	42	5	7	12	74
								Tucson (AHL)	26	5	2	7	39
40	Grabner, Michael	LW	6-1	188	L	Villach, AU	Oct. 5, 1987	Arizona (NHL)	41	9	7	16	8
43	Bennett, Beau	RW	6-2	194	R	Gardena, CA	Nov. 27, 1991	Dinamo Minsk (KHL)	5	0	1	1	2
45	Martin, Jonathon	RW	6-2	216	R	Winnipeg, MB	Aug. 23, 1995	San Jose (AHL)	57	11	17	28	85
47	Levin, David	C	5-10	181	L	Tel Aviv, IS	Sept. 16, 1999	Sudbury (OHL)	43	18	24	42	43
48	Uba, Eric	RW	6-0	196	R	Kitchener, ON	Dec. 17, 2000	Flint (OHL)	67	19	23	42	54
52	Steenbergen, Tyler	LW	5-10	187	L	Sylvan Lake, AB	Jan. 7, 1998	Tucson (AHL)	63	9	13	22	16
57	Howdeshell, Keeghan	LW	6-2	207	L	Brighton, MI	Feb. 24, 1998	Sault Ste. Marie (OHL)	66	46	31	77	33
58	Bunting, Michael	LW	5-11	196	L	Scarborough, ON	Sept. 17, 1995	Tucson (AHL)	52	19	22	41	84
								Arizona (NHL)	5	1	0	1	2
64	Kirk, Liam	C	6-1	168	L	Rotherham, GBR	Jan. 3, 2000	Peterborough (OHL)	63	26	21	47	26
65	Nussbaumer, Valentin	C	6-0	168	L	Delemont, SU	Sept. 25, 2000	Shawinigan (QMJHL)	58	17	21	38	16
67	Crouse, Lawson	LW	6-4	220	L	Mt. Brydges, ON	June 23, 1997	Arizona (NHL)	81	11	14	25	67
68	Kiima, Kelly	RW	5-10	170	R	Tampa, FL	June 5, 1997	Tucson (AHL)	10	0	1	1	22
								Norfolk (ECHL)	27	14	14	28	34
73	Jenik, Jan	RW	6-1	172	L	Nymburk, CZ	Sept. 15, 2000	HC Benátky nad Jizerou (Czech 2)	13	1	5	6	12
								Bili Tygři Liberec (Czech)	10	0	2	2	16
								Hamilton (OHL)	27	13	17	30	49
76	Schnarr, Nate	C	6-3	190	R	Kitchener, ON	June 15, 1999	Guelph (OHL)	65	34	68	102	58
80	Burke, Brayden	LW	5-10	165	L	Edmonton, AB	Jan. 1, 1997	Tucson (AHL)	67	13	20	33	24
81	Kessel, Phil	RW	6-0	202	R	Madison, WI	Oct. 2, 1987	Pittsburgh (NHL)	82	27	55	82	28
83	Garland, Conor	RW	5-10	165	R	Scituate, MA	Mar. 11, 1996	Arizona (NHL)	47	13	5	18	12
								Tucson (AHL)	21	12	13	25	22
92	Fiore, Giovanni	LW	6-1	187	L	Laval, QC	Aug. 13, 1996	Tucson (AHL)	30	4	3	7	6
								San Diego (AHL)	23	6	5	11	8
93	Pederson, Lane	C	6-0	190	R	Saskatoon, SK	Aug. 4, 1997	Tucson (AHL)	67	23	24	47	36

2019 NHL ENTRY DRAFT SELECTIONS



RND	OVERALL	PLAYER	POS	HEIGHT	WEIGHT	TEAM (LEAGUE)
1	11	Victor Soderstrom	D	6-1	183	Brynas IF (SHL)
3	76	John Farinacci	C	6-0	185	Harvard (NCAA)
4	98	Matias Maccelli	LW	5-11	170	Dubuque (USHL)
4	107	Alexandr Darin	RW	5-10	160	Loko Yaroslavl (MHL)
5	151	Aku Raty	RW	6-0	170	Karpat (SM-liiga)
6	174	Danil Sanuov	C	5-10	158	Penza Dizel (SLOV)
6	176	Anthony Romano	RW	5-11	174	Sioux Falls (USHL)
7	200	Axel Bergkvist	D	5-9	201	Leksands (Allsvenskan)
7	207	Valentin Nussbaumer	LW	6-0	168	Shawinigan (QMJHL)

TUCSON ROADRUNNERS



STAFF DIRECTORY

Bob Hoffman	President	Nick Floyd	Account Executive, Group Sales
Elaine Becherer	Director, Special Projects	Joe Scofero	Account Executive, Group Sales
Adrian Denny	Director, Communications & Broadcasting	Kayla Miller	Coordinator, Ticket Service
Brady Morgan	Video Coach/Hockey Operations Assistant	Anissa Lopez	Coordinator, Ticket Service
Walt Ruff	Manager, Media Relations	Andrea Caudillo	Receptionist
Tyler Kern	Manager, Ticket Operations	Noah Petrarca	Mascot/Marketing Coordinator
Omar Cruz	Manager, Corporate Sales	Sam Ulan	Ticket Sales Representative
Emma Kazian	Manager, Game Presentation	Reese McSpadden	Ticket Sales Representative
Brittany Tonnemacher	Coordinator, Corporate Service	Jacob Brown	Ticket Sales Representative
Dillon Alexander	Corporate Service Representative	Daniel Rickett	Ticket Sales Representative
Nick Fuentes	Account Executive, Group Sales	Samuel Corman	Ticket Sales Representative





2019-2020
TUCSON ROADRUNNERS™

OCTOBER | 2019

SUN	MON	TUE	WED	THUR	FRI	SAT
		1	2	3	4 TEX 5:00PM	5
6 SA 1:00PM	7	8	9	10	11	12 ONT 6:00PM
13	14	15	16	17	18 SA 7:05PM	19 SA 7:05PM
20	21	22	23	24	25 IA 7:05PM	26 IA 7:05PM
27	28	29 CHI 7:05PM	30 CHI 7:05PM	31		

NOVEMBER | 2019

SUN	MON	TUE	WED	THUR	FRI	SAT
					1	2 STK 6:00PM
3 SJ 4:00PM	4	5	6	7	8 STK 7:05PM	9 STK 7:05PM
10	11	12	13	14	15 STK 8:00PM	16
17 SJ 6:00PM	18	19	20 SJ 8:00PM	21	22 ONT 7:05PM	23 ONT 7:05PM
24	25	26	27 BAK 6:00PM	28	29	30 SD 8:00PM

DECEMBER | 2019

SUN	MON	TUE	WED	THUR	FRI	SAT
1	2	3 COL 7:05PM	4 COL 7:05PM	5	6	7 IA 6:00PM
8	9	10 IA 6:00PM	11	12	13 SA 6:00PM	14 TEX 6:00PM
15	16	17	18	19	20 ONT 7:05PM	21 ONT 7:05PM
22	23	24	25	26	27	28 COL 7:05PM
29 COL 5:05PM	30	31 SD 6:05PM				

JANUARY | 2020

SUN	MON	TUE	WED	THUR	FRI	SAT
			1	2	3 SJ 7:05PM	4 SJ 7:05PM
5	6	7	8	9	10 COL 7:05PM	11 COL 7:05PM
12	13	14	15	16	17 SD 8:00PM	18 ONT 7:00PM
19	20	21 SD 8:00PM	22	23	24 BAK 7:05PM	25 BAK 7:05PM
26	27	28	29	30	31 COL 7:05PM	

FEBRUARY | 2020

SUN	MON	TUE	WED	THUR	FRI	SAT
						1 COL 7:05PM
2	3	4	5 BAK 7:50PM	6	7 SD 8:00PM	8 ONT 7:00PM
9	10	11 COL 7:05PM	12 COL 7:05PM	13	14	15 STK 7:00PM
16	17 SJ 7:00PM	18	19	20	21 STK 7:05PM	22 STK 7:05PM
23	24	25	26 SD 7:05PM	27	28 ONT 8:00PM	29

MARCH | 2020

SUN	MON	TUE	WED	THUR	FRI	SAT
1 BAK 6:00PM	2	3	4	5 CHI 6:00PM	6	7 CHI 6:00PM
8	9	10 SD 7:05PM	11 SD 7:05PM	12	13	14 TEX 7:05PM
15 TEX 4:05PM	16	17	18	19	20 COL 6:05PM	21 COL 6:05PM
22	23	24	25	26	27 SJ 7:05PM	28 SJ 7:05PM
29	30	31				

APRIL | 2020

SUN	MON	TUE	WED	THUR	FRI	SAT
			1	2	3 BAK 7:05PM	4 BAK 7:05PM
5	6	7	8	9	10 STK 7:00PM	11 BAK 7:00PM

HOME

TUCSONROADRUNNERS.COM

AWAY

866-774-6253



TUCSON ROADRUNNERS COACHING STAFF



Jay Varady
Head Coach

Jay Varady enters his second season as Head Coach of the Roadrunners. He led Tucson to a record of 34-26-5-3 in his first season behind the bench.

Varady joined the Coyotes organization from the Kingston Frontenacs of the Ontario Hockey League (OHL) where he led Kingston to a record of 36-23-6-3 in his first season as the team's head coach. He also guided the Frontenacs to a 9-7 playoff record, losing to the Hamilton Bulldogs in the OHL's Eastern Conference Championship.

Prior to coaching Kingston, Varady served four seasons as the head coach of the Sioux City Musketeers of the USHL, posting an impressive 136-88-0-16 record. Varady led his club to the postseason in three of four seasons and won the Anderson Cup, the regular season title in 2016-17. He also led Sioux City to the league finals in 2017.

Varady previously coached two seasons (2011-2013) with Ducs d'Angers in France and helped the team win the 2013 regular season title and make an appearance in the league finals.

The Cahokia, IL native joined Angers after seven years with the Everett Silvertips of the Western Hockey League where he was an associate coach for three seasons (2007-2010) and an assistant coach for four seasons (2003-2007).

Varady has also served several stints with Team USA. In 2014 and 2016, he coached the American team to the gold medal in the World Junior A Challenge. He won a silver medal at the Hlinka Tournament with Team USA in 2011 and was part of the coaching staff that won gold at the 2010 World Junior Championship in Saskatoon.



John Slaney
Assistant Coach

John Slaney enters his third season as an Assistant Coach in Tucson and his ninth with the Coyotes organization. Slaney previously spent two seasons as an assistant coach with Arizona and four seasons as an assistant coach with the Portland Pirates (AHL). He started with the Pirates in 2011-12 after finishing his playing career with Plzen HC (Czech) following the 2010-11 season.

Leaving his mark as one of the best defensemen in AHL history, Slaney began his coaching career with a wealth of accolades. He was a two-time recipient of the Eddie Shore Award (given annually to the AHL's top defenseman) with the Philadelphia Phantoms in the 2000-01 and 2001-02 seasons. He also won a Calder Cup championship with the Phantoms in 2005.

He was inducted into the Wilkes-Barre/Scranton Penguins Hall of Fame in 2016. A member of the Penguins inaugural team, Slaney appeared in 89 games with Wilkes-Barre/Scranton during parts of two seasons (1999-2001), recording 42-68-110.

Slaney became the AHL's all-time leading scorer as a defenseman in 2005-06 until his mark (519 career points) was surpassed by Oklahoma City's Bryan Helmer. Slaney also played in 29 games and posted 14-13-27 for Portland during the 1993-94 Calder Cup championship season.

During his career in the NHL, Slaney totaled 22-69-91 in 268 games with the Washington Capitals (1993-95), Colorado Avalanche (1995-96), Los Angeles Kings (1995-97), Phoenix Coyotes (1997-98), Nashville Predators (1998-99), Pittsburgh Penguins (1999-00) and Philadelphia Flyers (2001-02; 2003-04). Slaney also skated in 14 games for the Capitals (1993-94), Penguins (1999-00), and Flyers (2001-02) during the Stanley Cup Playoffs where he netted two goals and registered an assist.

The 47-year-old native of St. John's, Newfoundland was originally drafted by Washington in the first round (ninth overall) of the 1990 NHL Entry Draft. He and his wife, Brenda, have a son, Tyler, and daughter, Julia.



Steve Potvin
Assistant Coach

Steve Potvin enters his third season with the Roadrunners as Assistant Coach. He previously served as the Coyotes' skills coach in 2016-17.

As the organization's skills coach, Potvin focused on player assessment and individual skill improvement with players at both the NHL and AHL levels.

Potvin joined the Coyotes after a professional career that included 478 professional American Hockey League (AHL) and top European league games.

The former forward registered 31-44-75 in 158 career AHL contests. Potvin collected 133 goals and 184 assists in 350 games over 10 seasons in Europe.

Steve and his wife, Nada, have three children: Max (16), Nash (13) and Eliana (10).

AHL 2018-19 FINAL STANDINGS

EASTERN CONFERENCE

Atlantic Division

	GP	W	L	OTL	SOL	PTS	PCT	ROW	GF	GA
1 y - Charlotte Checkers	76	51	17	7	1	110	0.724	50	255	189
2 x - Bridgeport Sound Tigers	76	43	24	6	3	95	0.625	37	233	228
3 x - Hershey Bears	76	43	25	4	4	94	0.618	35	211	215
4 x - Providence Bruins	76	38	27	8	3	87	0.572	36	228	212
5 Lehigh Valley Phantoms	76	39	30	4	3	85	0.559	34	240	244
6 Wilkes-Barre/Scranton Penguins	76	36	30	7	3	82	0.539	31	232	228
7 Springfield Thunderbirds	76	33	29	9	5	80	0.526	33	250	241
8 Hartford Wolf Pack	76	29	36	7	4	69	0.454	27	209	266

North Division

	GP	W	L	OTL	SOL	PTS	PCT	ROW	GF	GA
1 y - Syracuse Crunch	76	47	21	4	4	102	0.671	44	264	187
2 x - Rochester Americans	76	46	23	5	2	99	0.651	41	254	218
3 x - Toronto Marlies	76	39	24	9	4	91	0.599	38	248	243
4 x - Cleveland Monsters	76	37	29	8	2	84	0.553	32	232	234
5 Belleville Senators	76	37	31	3	5	82	0.539	33	228	228
6 Utica Comets	76	34	34	6	2	76	0.500	31	224	257
7 Laval Rocket	76	30	34	6	6	72	0.474	27	195	231
8 Binghamton Devils	76	28	41	7	0	63	0.414	27	201	278

x = Clinched Playoff Berth
y = Clinched Division

WESTERN CONFERENCE

Central Division

	GP	W	L	OTL	SOL	PTS	PCT	ROW	GF	GA
1 y - Chicago Wolves	76	44	22	6	4	98	0.645	44	250	199
2 x - Milwaukee Admirals	76	36	24	14	2	88	0.579	32	217	207
3 x - Iowa Wild	76	37	26	8	5	87	0.572	33	242	230
4 x - Grand Rapids Griffins	76	38	27	7	4	87	0.572	32	217	222
5 Manitoba Moose	76	39	30	5	2	85	0.559	37	197	219
6 Texas Stars	76	37	31	4	4	82	0.539	36	238	231
7 Rockford IceHogs	76	35	31	4	6	80	0.526	31	184	214
8 San Antonio Rampage	76	31	38	6	1	69	0.454	28	196	244

Pacific Division

	GP	W	L	OTL	SOL	PTS	PCT	ROW	GF	GA
1 y - Bakersfield Condors	68	42	21	3	2	89	0.654	40	242	182
2 x - San Jose Barracuda	68	39	22	3	4	85	0.625	35	227	197
3 x - San Diego Gulls	68	36	24	5	3	80	0.588	33	239	221
4 x - Colorado Eagles	68	36	27	4	1	77	0.566	30	191	205
5 Tucson Roadrunners	68	34	26	5	3	76	0.559	33	206	202
6 Stockton Heat	68	31	31	4	2	68	0.500	29	235	252
7 Ontario Reign	68	25	33	6	4	60	0.441	23	213	274

AHL SCORING LEADERS

PLAYER	TEAM	GP	G	A	PTS
Carter Verhaeghe	Syracuse Crunch	76	34	48	82
Jeremy Bracco	Toronto Marlies	75	22	57	79
Daniel Carr	Chicago Wolves	52	30	41	71
T.J. Tynan	Chicago Wolves	71	12	59	71
Andrew Poturalski	Charlotte Checkers	72	23	47	70
Alex Barre-Boulet	Syracuse Crunch	74	34	34	68
Cal O'Reilly	Iowa Wild	67	16	51	67
Tyler Benson	Bakersfield Condors	68	15	51	66
Chris Mueller	Toronto Marlies	60	33	32	65
Mike Sgarbossa	Hershey Bears	75	30	35	65
Peter Holland	Rockford Ice Hogs	73	27	38	65
Cory Conacher	Syracuse Crunch	70	22	42	64
Cooper Marody	Bakersfield Condors	58	19	45	64
Victor Olofsson	Rochester Americans	66	30	33	63



GOALTENDING LEADERS

GOALIE	TEAM	GP	MIN	SA	SVS	GA	SO	GAA	SV%	W	L	OT
Alex Nedeljkovic	Charlotte Checkers	51	2917:19	1306	1196	110	4	2.26	.916	34	9	5
Marcus Hogberg	Belleville Senators	39	2304:28	1068	979	89	2	2.32	.917	21	11	6
Shane Starrett	Bakersfield Condors	42	2447:41	1156	1061	95	4	2.33	.918	27	7	5
Eddie Pasquale	Syracuse Crunch	45	2650:11	1241	1137	104	4	2.35	.916	27	12	6
Troy Grosenick	Milwaukee Admirals	46	2633:49	1316	1210	106	1	2.41	.919	24	14	6
Max Lagace	Chicago Wolves	33	1973:21	926	846	80	1	2.43	.914	16	10	6
Chris Driedger	Springfield Thunderbirds	32	1835:03	986	911	75	1	2.45	.924	18	10	2
Oscar Dansk	Chicago Wolves	40	2320:14	1086	991	95	2	2.46	.913	27	9	4
Collin Delia	Rockford Ice Hogs	26	1546:32	816	752	64	0	2.48	.922	13	8	4
Patrik Rybar	Grand Rapids Griffins	37	2164:40	982	892	90	2	2.49	.908	16	16	5

2018-19 TUCSON SCORING SUMMARY

Name	P	GP	G	A	PTS	+/-	PIM	PPG	SHG
Lane Pederson	C	67	23	24	47	-10	36	8	0
Michael Bunting	LW	52	19	22	41	15	84	7	1
Robbie Russo	D	67	6	33	39	12	32	5	0
Emil Pettersson (total)		61	11	27	38	-1	28	1	1
MIL	C	49	11	22	33	3	24	1	1
TUC	C	12	0	5	5	-4	4	0	0
Nick Merkley	RW	45	10	24	34	-2	26	3	0
Hudson Fasching	RW	64	16	17	33	-1	16	3	2
Brayden Burke	RW	67	13	20	33	-1	24	2	0
Michael Chaput (total) +	C	40	16	16	32	6	34	3	3
LAV	C	24	10	6	16	0	18	2	3
TUC	C	16	6	10	16	6	16	2	0
Kyle Capobianco	D	40	7	25	32	10	51	3	0
Adam Helewka	LW	41	13	18	31	-9	20	5	0
Conor Garland	RW	21	12	13	25	11	22	3	0
Jordan Gross	D	61	5	20	25	-5	28	1	0
Dakota Mermis	D	62	3	21	24	-2	49	1	0
David Ullstrom	C	29	10	13	23	11	14	0	0
Tyler Steenbergen	F	63	9	13	22	-2	16	2	0
Laurent Dauphin	C	34	6	14	20	2	42	2	0
Jeremy Gregoire (total)	C	68	10	9	19	2	113	0	1
MIL	C	42	5	7	12	0	74	0	0
TUC	C	26	5	2	7	2	39	0	1
Giovanni Fiore (total)	LW	53	10	8	18	-5	14	3	0
SD	LW	23	6	5	11	-2	8	2	0
TUC	LW	30	4	3	7	-3	6	1	0
Jens Looke	RW	61	8	7	15	-8	12	2	0
Trevor Murphy	D	27	5	8	13	-6	26	1	0
Matteo Gennaro	C	58	7	5	12	-3	26	0	0
Cam Dineen	D	57	3	9	12	-4	6	1	0
Mario Kempe	RW	10	5	6	11	4	8	2	0
Trevor Cheek	F	63	7	3	10	-10	48	0	0
Dysin Mayo	D	67	2	4	6	-3	46	0	0
Domenic Alberga	F	16	1	2	3	3	2	0	0
Adin Hill	G	36	0	3	3	0	6	0	0
Jason Demers	D	1	0	1	1	-1	0	0	0
Darik Angeli	F	4	0	1	1	1	4	0	0
Kevin Klima	C	4	0	1	1	-1	0	0	0
Kelly Klima	RW	10	0	1	1	2	22	0	0
Merrick Madsen	G	11	0	1	1	0	0	0	0
Jalen Smereck	D	16	0	1	1	-1	8	0	0
Kevin Ekman-Larsson	D	28	0	1	1	-2	4	0	0
Travis Howe	RW	1	0	0	0	0	7	0	0
Daniel Maggio	F	1	0	0	0	-1	0	0	0
Christian Dvorak	C	2	0	0	0	0	0	0	0
Calvin Pickard	G	4	0	0	0	0	0	0	0
Hunter Miska	G	25	0	0	0	0	0	0	0

Goaltending

Name	GP	MIN	GA	SO	GAA	W	L	OT	SVS	SA	SV%
Adin Hill	36	2042:52	89	2	2.61	16	15	4	856	945	.906
Merrick Madsen	11	555:18	25	3	2.70	5	3	0	201	226	.889
Hunter Miska	25	1306:57	67	0	3.08	10	8	4	569	636	.895
Calvin Pickard	4	190:17	11	0	3.47	3	0	0	88	99	.889



HOCKEY OPERATIONS

Daniel Tetrault Head Coach/Dir. of Hockey Operations
 Cody Lindhorst Head Athletic Trainer
 Gavin Bechtol Head Equipment Manager

FRONT OFFICE

Todd Mackin President
 Jared Reid Vice President of Sales
 Valerie Persinger Vice President of Business Development
 Mark Binetti Dir. of Media Relations/Radio Broadcaster
 Amanda Gunter Director of Creative and Fulfillment
 Ashlee Harrowa Dir. of Community and Social Engagement
 Alex Cox Manager of Corporate Partnerships
 Eric Moller Senior Account Executive
 Aaron Foss Account Executive
 Jimmy Burns Account Executive

OWNERSHIP/SPIRE SPORTS + ENTERTAINMENT

Jeff Dickerson CEO/Co-Owner, Spire Sports + Entertainment
 TJ Puchyr Co-Owner, Spire Sports + Entertainment
 Joey Dennewitz Manager, Spire Sports + Entertainment
 Emma Setzer CFO, Spire Sports + Entertainment
 Scott Mueller Owner, Rapid City Rush

Date	Away Team	Home Team	Game Time	Date	Away Team	Home Team	Game Time
10/11/2019	Rapid City Rush	Allen Amiercians	6:05pm	1/10/2020	Cincinnati Cyclones	Rapid City Rush	7:05pm
10/12/2019	Rapid City Rush	Wichita Thunder	6:05pm	1/11/2020	Cincinnati Cyclones	Rapid City Rush	7:05pm
10/13/2019	Rapid City Rush	Tulsa Oilers	3:05pm	1/15/2020	Wichita Thunder	Rapid City Rush	7:05pm
10/19/2019	Rapid City Rush	Tulsa Oilers	6:05pm	1/17/2020	Rapid City Rush	Indy Fuel	5:35pm
10/20/2019	Rapid City Rush	Tulsa Oilers	3:05pm	1/18/2020	Rapid City Rush	Cincinnati Cyclones	5:35pm
10/25/2019	Utah Grizzlies	Rapid City Rush	7:05pm	1/19/2020	Rapid City Rush	Cincinnati Cyclones	1:00pm
10/26/2019	Utah Grizzlies	Rapid City Rush	7:05pm	1/24/2020	Wichita Thunder	Rapid City Rush	7:05pm
11/1/2019	Rapid City Rush	Allen Americans	6:05pm	1/25/2020	Wichita Thunder	Rapid City Rush	7:05pm
11/2/2019	Rapid City Rush	Allen Americans	6:05pm	1/31/2020	Rapid City Rush	Idaho Steelheads	7:10pm
11/3/2019	Rapid City Rush	Tulsa Oilers	3:05pm	2/1/2020	Rapid City Rush	Idaho Steelheads	7:10pm
11/6/2019	Idaho Steelheads	Rapid City Rush	7:05pm	2/8/2020	Rapid City Rush	Wichita Thunder	6:05pm
11/8/2019	Idaho Steelheads	Rapid City Rush	7:05pm	2/9/2020	Rapid City Rush	Wichita Thunder	6:05pm
11/9/2019	Idaho Steelheads	Rapid City Rush	7:05pm	2/12/2020	Allen Americans	Rapid City Rush	10:35am
11/13/2019	Rapid City Rush	Wichita Thunder	6:05pm	2/14/2020	Allen Americans	Rapid City Rush	7:05pm
11/15/2019	Rapid City Rush	Tulsa Oilers	6:05pm	2/15/2020	Allen Americans	Rapid City Rush	7:05pm
11/16/2019	Rapid City Rush	Kansas City Mavericks	6:05pm	2/17/2020	Rapid City Rush	Utah Grizzlies	1:10pm
11/20/2019	Tulsa Oilers	Rapid City Rush	7:05pm	2/19/2020	Rapid City Rush	Utah Grizzlies	7:10pm
11/22/2019	Tulsa Oilers	Rapid City Rush	7:05pm	2/21/2020	Rapid City Rush	Idaho Steelheads	7:10pm
11/23/2019	Tulsa Oilers	Rapid City Rush	7:05pm	2/22/2020	Rapid City Rush	Idaho Steelheads	7:10pm
11/27/2019	Rapid City Rush	Idaho Steelheads	7:10pm	2/28/2020	Tulsa Oilers	Rapid City Rush	7:05pm
11/29/2019	Rapid City Rush	Idaho Steelheads	7:10pm	2/29/2020	Tulsa Oilers	Rapid City Rush	7:05pm
11/30/2019	Rapid City Rush	Idaho Steelheads	7:10pm	3/1/2020	Tulsa Oilers	Rapid City Rush	7:05pm
12/4/2019	Wichita Thunder	Rapid City Rush	7:05pm	3/6/2020	Utah Grizzlies	Rapid City Rush	7:05pm
12/6/2019	Utah Grizzlies	Rapid City Rush	7:05pm	3/7/2020	Utah Grizzlies	Rapid City Rush	7:05pm
12/7/2019	Utah Grizzlies	Rapid City Rush	7:05pm	3/13/2020	Idaho Steelheads	Rapid City Rush	7:05pm
12/11/2019	Wheeling Nailers	Rapid City Rush	7:05pm	3/14/2020	Idaho Steelheads	Rapid City Rush	7:05pm
12/13/2019	Wheeling Nailers	Rapid City Rush	7:05pm	3/15/2020	Idaho Steelheads	Rapid City Rush	4:05pm
12/14/2019	Wheeling Nailers	Rapid City Rush	7:05pm	3/19/2020	Rapid City Rush	Allen Americans	6:05pm
12/20/2019	Rapid City Rush	Allen Americans	6:05pm	3/21/2020	Rapid City Rush	Kansas City Mavericks	6:05pm
12/21/2019	Rapid City Rush	Allen Americans	6:05pm	3/22/2020	Rapid City Rush	Tulsa Oilers	3:05pm
12/27/2019	Wichita Thunder	Rapid City Rush	7:05pm	3/24/2020	Rapid City Rush	Kansas City Mavericks	6:05pm
12/28/2019	Wichita Thunder	Rapid City Rush	7:05pm	3/27/2020	Rapid City Rush	Utah Grizzlies	7:10pm
1/3/2020	Rapid City Rush	Utah Grizzlies	7:10pm	3/28/2020	Rapid City Rush	Utah Grizzlies	7:10pm
1/4/2020	Rapid City Rush	Utah Grizzlies	7:10pm	4/3/2020	Kansas City Mavericks	Rapid City Rush	7:05pm
1/5/2020	Rapid City Rush	Utah Grizzlies	1:10pm	4/4/2020	Kansas City Mavericks	Rapid City Rush	7:05pm
1/8/2020	Cincinnati Cyclones	Rapid City Rush	7:05pm	4/5/2020	Kansas City Mavericks	Rapid City Rush	4:05pm

YEAR IN REVIEW



EASTERN CONFERENCE

ATLANTIC DIVISION

	GP	W	L	OT	PTS	ROW	GF	GA
1	p-TAMPA BAY	82	62	16	4	128	56	325 222
2	x-BOSTON	82	49	24	9	107	47	259 215
3	x-TORONTO	82	46	28	8	100	46	286 251
4	MONTREAL	82	44	30	8	96	41	249 236
5	FLORIDA	82	36	32	14	86	33	267 280
6	BUFFALO	82	33	39	10	76	28	226 271
7	DETROIT	82	32	40	10	74	29	227 277
8	OTTAWA	82	29	47	6	64	29	242 302

METROPOLITAN DIVISION

	GP	W	L	OT	PTS	ROW	GF	GA
1	y-WASHINGTON	82	48	26	8	104	44	278 249
2	x-NY ISLANDERS	82	48	27	7	103	43	228 196
3	x-PITTSBURGH	82	44	26	12	100	42	273 241
4	x-CAROLINA	82	46	29	7	99	44	245 223
5	x-COLUMBUS	82	47	31	4	98	45	258 232
6	PHILADELPHIA	82	37	37	8	82	34	244 281
7	NY RANGERS	82	32	36	14	78	26	227 272
8	NEW JERSEY	82	31	41	10	72	28	222 275

WESTERN CONFERENCE

CENTRAL DIVISION

	GP	W	L	OT	PTS	ROW	GF	GA
1	y-NASHVILLE	82	47	29	6	100	43	240 214
2	x-WINNIPEG	82	47	30	5	99	45	272 244
3	x-ST. LOUIS	82	45	28	9	99	42	247 223
4	x-DALLAS	82	43	32	7	93	42	210 202
5	x-COLORADO	82	38	30	14	90	36	260 246
6	CHICAGO	82	36	34	12	84	33	270 292
7	MINNESOTA	82	37	36	9	83	36	211 237

PACIFIC DIVISION

	GP	W	L	OT	PTS	ROW	GF	GA
1	z-CALGARY	82	50	25	7	107	50	289 227
2	x-SAN JOSE	82	46	27	9	101	46	289 261
3	x-VEGAS	82	43	32	7	93	40	249 230
4	ARIZONA	82	39	35	8	86	35	213 223
5	VANCOUVER	82	35	36	11	81	29	225 254
6	ANAHEIM	82	35	37	10	80	32	199 251
7	EDMONTON	82	35	38	9	79	32	232 274
8	LOS ANGELES	82	31	42	9	71	28	202 263

y-division champions, p-President's Trophy, x-playoffs

2018-2019 NHL INDIVIDUAL SCORING LEADERS

Player	Team	Pos	GP	G	A	P	+/-	PIM	PP	SH	GW	OT	S
Nikita Kucherov	TBL	R	82	41	87	128	24	62	15	0	8	0	246
Connor McDavid	EDM	C	78	41	75	116	3	20	9	1	9	3	240
Patrick Kane	CHI	R	81	44	66	110	2	22	9	0	7	3	341
Leon Draisaitl	EDM	C	82	50	55	105	2	52	16	3	5	3	231
Brad Marchand	BOS	L	79	36	64	100	15	96	10	3	9	3	231
Sidney Crosby	PIT	C	79	35	65	100	18	36	12	0	3	1	220
Nathan MacKinnon	COL	C	82	41	58	99	20	34	12	0	6	1	365
Johnny Gaudreau	CGY	L	82	36	63	99	18	24	6	0	8	3	245
Steven Stamkos	TBL	C	82	45	53	98	4	37	19	2	6	0	234
Aleksander Barkov	FLA	C	82	35	61	96	-3	8	13	0	5	2	206
Mitch Marner	TOR	R	82	26	68	94	22	22	3	1	5	0	233
Brayden Point	TBL	C	79	41	51	92	27	28	20	0	7	2	191
Jonathan Huberdeau	FLA	L	82	30	62	92	-14	40	11	0	5	0	226
Blake Wheeler	WPG	R	82	20	71	91	0	60	2	2	3	0	231
Alex Ovechkin	WSH	L	81	51	38	89	7	40	18	0	5	0	338
John Tavares	TOR	C	82	47	41	88	19	34	10	0	8	1	286
Mikko Rantanen	COL	R	74	31	56	87	13	54	16	0	4	1	193
Artemi Panarin	CBJ	L	79	28	59	87	14	23	6	0	8	4	191
Claude Giroux	PHI	C	82	22	63	85	9	24	2	1	4	1	229
Mark Scheifele	WPG	C	82	38	46	84	8	38	12	0	6	3	199
Sebastian Aho	CAR	C	82	30	53	83	25	26	3	4	7	3	243
Brent Burns	SJS	D	82	16	67	83	13	34	7	1	6	2	300
Sean Monahan	CGY	C	78	34	48	82	7	12	12	0	5	0	211
Jack Eichel	BUF	C	77	28	54	82	-11	26	8	0	2	2	303
Phil Kessel	PIT	R	79	27	55	82	-19	28	12	0	10	2	215

2018-19 NHL DEFENSEMEN SCORING LEADERS

Player	Team	Pos	GP	G	A	P	+/-	PIM	PP	SH	GW	OT	S
Brent Burns	SJS	D	82	16	67	83	13	34	7	1	6	2	300
Mark Giordano	CGY	D	78	17	57	74	39	69	3	4	2	0	221
Morgan Rielly	TOR	D	82	20	52	72	24	14	3	0	5	2	223
John Carlson	WSH	D	80	13	57	70	21	34	3	0	1	0	185
Keith Yandle	FLA	D	82	9	53	62	-17	50	7	0	2	0	199
Erik Gustafsson	CHI	D	79	17	43	60	-6	34	4	1	3	2	160
Tyson Barrie	COL	D	78	14	45	59	-3	36	2	0	2	0	218
Kris Letang	PIT	D	65	16	40	56	13	48	2	1	3	1	206
Roman Josi	NSH	D	82	15	41	56	9	42	2	0	4	0	274
Thomas Chabot	OTT	D	70	14	41	55	-12	32	1	0	2	1	185
Victor Hedman	TBL	D	70	12	42	54	24	44	2	1	4	2	182
Torey Krg	BOS	D	64	6	47	53	-2	33	2	1	2	1	151
Jacob Trouba	WPG	D	82	8	42	50	8	58	3	0	1	1	162
Ryan Suter	MIN	D	82	7	40	47	-8	41	3	0	2	0	136
Jeff Petry	MTL	D	82	13	33	46	-5	28	3	0	4	2	172
Seth Jones	CBJ	D	75	9	37	46	1	28	0	0	4	3	184
Ryan McDonagh	TBL	D	82	9	37	46	38	34	0	0	1	0	128
John Klingberg	DAL	D	64	10	35	45	6	12	5	0	5	0	153
Drew Doughty	LAK	D	82	8	37	45	-34	44	7	0	1	1	154
Erik Karlsson	SJS	D	53	3	42	45	6	22	2	0	1	0	169
Oliver Ekman-Larsson	ARI	D	81	14	30	44	-16	52	5	1	2	0	176
Zach Werenski	CBJ	D	82	11	33	44	-12	18	2	0	1	0	168
Rasmus Dahlin	BUF	D	82	9	35	44	-13	34	5	0	4	0	177
Mattias Ekholm	NSH	D	80	8	36	44	27	47	2	0	3	1	146

GOALS AGAINST AVERAGE

Player	Team	GP	MIN	SA	GA	GAA	W	L	OT
Jordan Binnington	STL	32	1876:25	807	59	1.89	24	5	1
Ben Bishop	DAL	46	2637:18	1323	87	1.98	27	15	2
Robin Lehner	NYI	46	2615:49	1323	93	2.13	25	13	5
Thomas Greiss	NYI	41	2293:42	1185	87	2.28	23	14	2
Jack Campbell	LAK	31	1592:46	845	61	2.30	10	14	1
Darcy Kuemper	ARI	55	3215:15	1677	126	2.33	27	20	8
Jaroslav Halak	BOS	40	2308:07	1158	90	2.34	22	11	4

WINS, LOSSES, AND OT

Player	Team	GP	GS	W	L	OT
Andrei Vasilevskiy	TBL	53	53	39	10	4
Sergei Bobrovsky	CBJ	62	61	37	24	1
Frederik Andersen	TOR	60	60	36	16	7
Martin Jones	SJS	62	62	36	19	5
Marc-Andre Fleury	VGK	61	61	35	21	5
Carey Price	MTL	66	64	35	24	6
Connor Hellebuyck	WPG	63	62	34	23	3
Braden Holtby	WSH	59	58	32	19	5
Devan Dubnyk	MIN	67	66	31	28	6
Pekka Rinne	NSH	56	55	30	19	4

SAVE PERCENTAGE

Player	Team	GP	MIN	SV%	GA	SV	SA
Ben Bishop	DAL	46	2637:18	.934	87	1236	1323
Robin Lehner	NYI	46	2615:49	.930	93	1230	1323
Jack Campbell	LAK	31	1592:46	.928	61	784	845
Jordan Binnington	STL	32	1876:25	.927	59	748	807
Thomas Greiss	NYI	43	2293:42	.927	87	1098	1185
Andrei Vasilevskiy	TBL	53	3203:45	.925	128	1585	1713
Darcy Kuemper	ARI	55	3251:15	.925	126	1551	1677
Anton Khudobin	DAL	41	2219:30	.923	95	1137	1232

SHUTOUTS

Player	Team	GP	SO	W	L	OT	GAA	SV%	MIN
Sergei Bobrovsky	CBJ	62	9	37	24	1	2.58	.913	3556:40
Marc-Andre Fleury	VGK	61	8	35	21	5	2.51	.913	3635:08
Ben Bishop	DAL	46	7	27	15	2	1.98	.934	2637:18
Robin Lehner	NYI	46	6	25	13	5	2.13	.930	2615:49
Andrei Vasilevskiy	TBL	53	6	39	10	4	2.40	.925	3203:45

2018-19 NHL CATEGORY LEADERS

Goals: Alex Ovechkin, Washington51
 Assists: Nikita Kucherov, Tampa Bay87
 Points: Nikita Kucherov, Tampa Bay128
 Defenseman Points: Brent Burns, San Jose83
 Rookie Points: Elias Pettersson, Vancouver66
 Power-play goals: Brayden Point, Tampa Bay20
 Shorthanded goals: Michael Grabner, Arizona6
 Game Winning Goals: Phil Kessel, Pittsburgh12
 SO Game Deciding Goals: Sam Reinhart, Buffalo3
 Ryan Johansen, Nashville3
 Kevin Shattenkirk, New York3

Shots: Nathan MacKinnon, Colorado365
 Shooting Percentage: Leon Draisaitl, Edmonton21.6%
 Plus/Minus: Mark Giordano, Calgary39
 Goals Against Average: Jordan Binnington, St. Louis1.89
 Wins: Andrei Vasilevskiy, Tampa Bay39
 Save Percentage: Ben Bishop, Dallas93.4
 Shutouts: Sergei Bobrovsky, Columbus9

2018-19 NHL AWARD WINNERS

Hart Memorial Trophy..... Nikita Kucherov, Tampa Bay
 Calder Memorial TrophyElias Pettersson, Vancouver
 Vezina Trophy.....Andrei Vasilevskiy, Tampa Bay
 James Norris Memorial Trophy.....Mark Giordano, Calgary
 Jack Adams AwardBarry Trotz, New York Islanders
 General Manager of the Year Award..... Don Sweeney, Boston
 Lady Byng Memorial Trophy..... Aleksander Barkov, Florida
 Frank J. Selke Trophy..... Ryan O'Reilly, St. Louis
 William M. Jennings Trophy Robin Lehner & Thomas Greiss, NY Islanders

Maurice "Rocket" Richard Trophy Alex Ovechkin, Washington
 Bill Masterton Memorial Trophy Robin Lehner, NY Islanders
 King Clancy Memorial Trophy Jason Zucker, Minnesota
 Art Ross Trophy Nikita Kucherov, Tampa Bay
 Conn Smythe Trophy Ryan O'Reilly, St. Louis
 Ted Lindsay Award..... Nikita Kucherov, Tampa Bay
 Mark Messier Leadership Award Wayne Simmonds, Nashville
 Lester Patrick Award Dr. Jack Blatherwick
 Presidents Trophy Tampa Bay Lightning

2018-19 NHL ALL-STAR TEAMS

FIRST ALL-STAR TEAM

Goaltender Andrei Vasilevskiy, Tampa Bay
 Defense Brent Burns, San Jose
 Defense Mark Giordano, Calgary
 Center Connor McDavid, Edmonton
 Right Wing Nikita Kucherov, Tampa Bay
 Left WingAlex Ovechkin, Washington

SECOND ALL-STAR TEAM

Goaltender Ben Bishop, Dallas
 Defense John Carlson, Washington
 DefenseVictor Hedman, Tampa Bay
 CenterSidney Crosby, Pittsburgh
 Right WingPatrick Kane, Chicago
 Left Wing Brad Marchand, Boston

ROOKIE ALL-STAR TEAM

GoaltenderJordan Binnington, St. Louis
 DefenseRasmus Dahlin, Buffalo
 DefenseMiko Heiskanen, Dallas
 Forward Anthony Cirelli, Tampa Bay
 Forward Elias Pettersson, Vancouver
 Forward Brady Tkachuk, Ottawa

Game #	Date	Team	W-L-OT	Record	GF-GA	Scorers	W Goal	PP	PK	SF-SA	W-L Gtldr.	Attend.
1	10-4-2018	@ Dallas Stars	L	00-01-00	0-3		17	0-2	2-2	30-25	30/32	18532+
2	10-6-2018	Anaheim Ducks	L	00-02-00	0-1		53	0-4	2-2	41-20	36/32	17125+
3	10-10-2018	@ Anaheim Ducks	W**	1-2-2000	3-2	20p,15s	25	1-3	3-3	39-25	32/36	17015
4	10-13-2018	Buffalo Sabres	L	1-3-2000	0-3		26	0-3	2-3	36-23	35/32	15304
5	10-16-2018	@ Minnesota Wild	L	1-4-2000	1-2	11p	12	1-3	2-2	32-28	40/35	18795+
6	10-18-2018	@ Chicago Blackhawks	W	2-4-2000	4-1	67,13,9,13	13	0-0	2-2	31-34	32/50	21210+
7	10-20-2018	@ Winnipeg Jets	L	2-5-2000	3-5	36,9,9	85	0-4	2-3	45-32	30/32	15321+
8	10-23-2018	@ Columbus Blue Jackets	W	3-5-2000	4-1	36,20p,36,36	20	1-3	3-3	26-36	35/72	11458
9	10-25-2018	Vancouver Canucks	W	4-5-2000	4-1	33,9,15s,67s	9	0-3	3-3	30-28	35/31	12955
10	10-27-2018	Tampa Bay Lightning	W	5-5-2000	7-1	82,9,21,13,40s,40s,14	9	0-4	4-5	30-31	32/70	13623
11	10-30-2018	Ottawa Senators	W	6-5-2000	5-1	17,15,21s,14,23p	15	1-2	4-4	35-26	32/1	13988
12	11-2-2018	Carolina Hurricanes	W*	7-5-2000	4-3	15s,11p,25,40	40	1-3	6-6	25-51	32/34	10562
13	11-5-2018	Philadelphia Flyers	L	7-6-2000	2-5	17p,14	14	1-4	2-3	36-34	33/35	13719
14	11-8-2018	@ Philadelphia Flyers	O*	7-6-2001	4-5	23p,15,21s,40s	53	1-2	4-4	34-31	37/35	18884
15	11-10-2018	@ Pittsburgh Penguins	L	7-7-2001	0-4		87	0-4	2-2	39-32	1/35	18596+
16	11-11-2018	@ Washington Capitals	W	8-7-2001	4-1	13p,14,17p,21	14	2-6	2-2	22-39	35/70	18506+
17	11-13-2018	@ Detroit Red Wings	L	8-8-2001	1-6	67	21	0-5	3-4	25-26	35/35	18257
18	11-15-2018	Nashville Predators	W	9-8-2001	2-1	40s,55	55	0-2	5-5	23-46	35/35	13315
19	11-17-2018	Boston Bruins	L	9-9-2001	1-2	15	74	0-4	2-2	33-23	41/35	16386
20	11-21-2018	Vegas Golden Knights	O*	9-9-2002	2-3	21,21p	67	1-3	2-2	21-25	29/35	14151
21	11-23-2018	Colorado Avalanche	L	9-10-2002	1-5	20p	37	1-3	4-5	38-39	31/32	12029
22	11-25-2018	Calgary Flames	L	9-11-2002	1-6	9	55	0-4	4-5	29-27	41/32	12821
23	11-27-2018	@ Minnesota Wild	W	10-11-2002	4-3	67,45,40,45	45	0-1	1-2	14-25	31/40	18706+
24	11-29-2018	@ Nashville Predators	W	11-11-2002	3-0	9,8p,15	9	1-5	2-2	25-29	31/35	17165+
25	12-1-2018	St. Louis Blues	W	12-11-2002	6-1	6p,9,36,25,14,33	9	1-7	2-2	44-26	31/31	13451
26	12-4-2018	@ Los Angeles Kings	W	13-11-02	2-1	67s,8p	8	1-4	2-2	20-26	31/32	17203
27	12-6-2018	Washington Capitals	L	13-12-02	2-4	36,67	65	0-2	1-1	29-29	1/31	11910
28	12-8-2018	San Jose Sharks	L	13-13-02	3-5	8p,15,14	52	1-1	1-1	20-33	30/31	13780
29	12-11-2018	@ Boston Bruins	L	13-14-02	3-4	8p,25,58	63	1-2	3-3	33-26	40/35	17565+
30	12-13-2018	@ Buffalo Sabres	L	13-15-02	1-3	36	53	0-2	1-1	26-33	40/35	16872
31	12-14-2018	@ New York Rangers	W*	14-15-02	4-3	82p,45,23,21	21	1-5	4-7	34-30	31/30	17441
32	12-16-2018	@ Carolina Hurricanes	L	14-16-02	0-3		13	0-2	5-5	23-27	34/31	13051
33	12-18-2018	New York Islanders	L	14-17-02	1-3	29	29	0-3	2-2	37-32	40/35	11640
34	12-20-2018	Montréal Canadiens	L	14-18-02	1-2	23p	41	1-4	2-3	37-28	31/35	11149
35	12-22-2018	Colorado Avalanche	W	15-18-02	6-4	14,21,36,83,15,15	15	0-2	3-4	39-28	31/39	13896
36	12-23-2018	@ San Jose Sharks	W**	16-18-02	4-3	17,17p,83	17	1-4	4-5	26-38	35/30	17325
37	12-27-2018	@ Los Angeles Kings	L	16-19-02	1-2	6p	23	1-3	2-2	27-26	32/35	18230+
38	12-29-2018	@ Anaheim Ducks	W*	17-19-02	5-4	23p,36,25,6,8	8	1-3	4-5	30-41	31/36	17174+
39	12-30-2018	Vegas Golden Knights	L	17-20-02	1-5	17p	19	1-6	3-3	30-37	29/35	17125+
40	1-2-2019	Edmonton Oilers	L	17-21-02	1-3	15	97	0-1	3-3	30-24	19/31	12583
41	1-4-2019	New Jersey Devils	O**	17-21-03	2-3	83,36	21	0-5	3-3	25-35	1/35	12636
42	1-6-2019	New York Rangers	W	18-21-03	5-0	83p,29,83,9,17	83	1-3	1-1	40-23	35/30	12396
43	1-10-2019	@ Vancouver Canucks	W*	19-21-03	4-3	14,25,83,14	14	0-2	2-2	22-36	35/25	18527
44	1-12-2019	@ Edmonton Oilers	W	20-21-03	3-2	82,83p,83p	83	2-2	1-1	29-25	35/33	18347+
45	1-13-2019	@ Calgary Flames	L	20-22-03	1-7	82p	23	1-3	1-1	23-26	41/31	17849
46	1-16-2019	San Jose Sharks	W	21-22-03	6-3	67,14s,36,23,17p,45	23	1-4	2-3	41-29	35/30	13342
47	1-18-2019	Pittsburgh Penguins	O*	21-22-04	2-3	9p,21	81	1-4	2-4	33-35	30/35	14757
48	1-20-2019	@ Toronto Maple Leafs	W	22-22-04	4-2	29,9,13,67	13	0-4	1-1	31-26	35/31	19165+
49	1-22-2019	@ Ottawa Senators	W	23-22-04	3-2	13,13,21	21	0-1	2-2	33-27	35/41	12236
50	1-23-2019	@ Montréal Canadiens	L	23-23-04	1-2	83p	28	1-3	1-2	31-24	31/30	21002
51	2-2-2019	@ San Jose Sharks	O*	23-23-05	2-3	83,45	88	0-5	2-2	33-35	31/35	17227
52	2-4-2019	@ Dallas Stars	L	23-24-05	4-5	23,44,13,17	91	0-4	1-4	42-29	30/35	17996
53	2-5-2019	@ Nashville Predators	L	23-25-05	2-5	13,21	4	0-3	4-5	26-47	35/30	17295+
54	2-7-2019	Columbus Blue Jackets	L	23-26-05	2-4	82,83	77	0-3	1-2	31-33	72/35	15319
55	2-9-2019	Dallas Stars	W	24-26-05	3-2	33p,17p,17	17	2-3	3-3	39-35	35/35	13418
56	2-12-2019	@ Vegas Golden Knights	W	25-26-05	5-2	82p,17,25,45,14	25	1-3	1-1	26-43	35/29	18212+
57	2-14-2019	St. Louis Blues	L	25-27-05	0-4		6	0-3	2-3	21-24	50/35	12553
58	2-16-2019	Toronto Maple Leafs	W	26-27-05	2-0	17,45	17	0-1	4-4	29-22	35/31	17125+
59	2-18-2019	@ Calgary Flames	L	26-28-05	2-5	83,10p	27	1-3	2-2	29-33	41/30	18985
60	2-19-2019	@ Edmonton Oilers	W**	27-28-05	3-2	45,13	13	0-4	3-3	35-37	35/19	18347+
61	2-21-2019	@ Vancouver Canucks	W*	28-28-05	3-2	6p,67,17	17	1-2	3-3	38-32	35/25	18568
62	2-24-2019	Winnipeg Jets	W	29-28-05	4-1	15,67,9,45	67	0-2	3-4	24-35	35/30	17125+
63	2-26-2019	Florida Panthers	W**	30-28-05	4-3	21,23p,21s	17	1-5	1-1	40-27	35/1	11912
64	2-28-2019	Vancouver Canucks	W	31-28-05	5-2	15,15,15,17p,15	15	1-4	3-3	24-39	35/35	12767
65	3-2-2019	Detroit Red Wings	W	32-28-05	3-1	45,23,13	23	0-3	0-1	44-23	35/35	15552
66	3-5-2019	Anaheim Ducks	L	32-29-05	1-3	67	14	0-5	3-5	23-31	30/35	11305
67	3-7-2019	Calgary Flames	W	33-29-05	2-0	9,6	9	0-2	2-2	26-30	35/41	13341
68	3-9-2019	Los Angeles Kings	W	34-29-05	4-2	18p,40s,18,40	18	1-4	1-1	32-36	35/36	14976
69	3-11-2019	@ Chicago Blackhawks	L	34-30-05	1-7	14	20	0-2	1-1	25-34	50/35	21574+
70	3-12-2019	@ St. Louis Blues	W	35-30-05	3-1	14,13,23	13	0-1	1-2	22-40	35/50	18428+
71	3-14-2019	Anaheim Ducks	W	36-30-05	6-1	23s,55,13p,13p,13,29	55	2-5	4-4	24-37	35/30	14202
72	3-16-2019	Edmonton Oilers	O*	36-30-06	2-3	17p,17	97	1-5	3-3	30-25	19/35	15016
73	3-18-2019	@ Tampa Bay Lightning	L	36-31-06	1-4	9	77	0-2	1-1	29-24	88/35	19092+
74	3-21-2019	@ Florida Panthers	L	36-32-06	2-4	40s,15	52	0-2	2-3	34-22	1/35	12576
75	3-23-2019	@ New Jersey Devils	O**	36-32-07	1-2	23	37	0-3	5-5	24-32	29/35	16514+
76	3-24-2019	@ New York Islanders	L	36-33-07	0-2		7	0-1	1-1	31-26	40/35	13917+
77	3-26-2019	Chicago Blackhawks	W	37-33-07	1-0	25p	25	1-2	1-1	29-31	35/50	15055
78	3-29-2019	@ Colorado Avalanche	O**	37-33-08	2-3	23,23	29	0-3	2-4	44-27	31/35	18045+
79	3-31-2019	Minnesota Wild	W	38-33-08	4-0	17,45,45,13	17	0-3	3-3	23-39	35/40	17431+
80	4-2-2019	Los Angeles Kings	L	38-34-08	1-3	15	22	0-6	1-1	50-24	36/35	14687
81	4-4-2019	@ Vegas Golden Knights	W	39-34-08	4-1	14,21,21,83	21	0-2	1-1	41-38	35/29	18485+
82	4-6-2019	Winnipeg Jets	L	39-35-08	2-4	17p,15	81	1-3	1-2	21-32	37/30	17125+

* = Overtime, ** = Shootout, + = Sellout

Player	Pos	GP	G	A	P	+/-	PIM	PP	SH	GW	OT	S
Clayton Keller	R	82	14	33	47	-21	24	1	0	5	0	200
Oliver Ekman-Larsson	D	81	14	30	44	-16	52	5	1	2	0	176
Alex Galchenyuk	C	72	19	22	41	-19	34	9	0	4	1	159
Vinnie Hinostroza	C	72	16	23	39	-4	14	3	0	3	0	152
Derek Stepan	C	72	15	20	35	-2	14	1	3	3	1	195
Richard Panik	R	75	14	19	33	-3	44	0	1	2	1	140
Brad Richardson	C	66	19	8	27	6	22	0	3	3	0	128
Nick Cousins	C	81	7	20	27	-8	35	1	0	2	0	144
Alex Goligoski	D	76	3	24	27	-7	16	1	0	0	0	102
Lawson Crouse	L	81	11	14	25	5	67	0	2	1	0	131
Josh Archibald	R	68	12	10	22	1	15	0	0	1	0	92
Jordan Oesterle	D	71	6	14	20	-3	12	3	0	0	0	77
Jakob Chychrun	D	53	5	15	20	-12	28	3	0	0	0	117
Conor Garland	R	47	13	5	18	1	12	4	0	2	0	118
Christian Fischer	R	71	11	7	18	-13	27	0	0	0	0	116
Michael Grabner	R	41	9	7	16	-2	8	0	6	1	1	65
Nick Schmaltz	C	17	5	9	14	-8	2	4	0	2	1	29
Niklas Hjalmarsson	D	82	0	10	10	8	44	0	0	0	0	57
Mario Kempe	R	52	4	5	9	5	18	0	0	0	0	57
Jason Demers	D	35	2	6	8	9	12	0	0	2	0	39
Kevin Connauton	D	50	1	7	8	-2	22	0	0	0	0	75
Christian Dvorak	C	20	2	5	7	-2	2	1	0	1	0	25
Dylan Strome	C	20	3	3	6	-10	6	3	0	1	0	40
Brendan Perlini	L	22	2	4	6	-5	8	2	0	0	0	40
Ilya Lyubushkin	D	41	0	4	4	-9	13	0	0	0	0	27
Jordan Weal	C	19	1	1	2	-3	0	1	0	0	0	12
Michael Bunting	L	5	1	0	1	0	2	0	0	0	0	5
Laurent Dauphin	C	1	0	0	0	-1	0	0	0	0	0	2
Dakota Mermis	D	1	0	0	0	1	0	0	0	0	0	0
Kyle Capobianco	D	2	0	0	0	-2	0	0	0	0	0	1

Goalie	GP	GS	W	L	OT	SA	GA	GAA	SV	SV%	SO	G	A	PIM	MIN
Darcy Kuemper	55	55	27	20	8	1677	126	2.33	1551	.925	5	0	2	14	3,251:15
Adin Hill	13	11	7	5	0	322	32	2.76	290	.901	1	0	0	0	696:21
Antti Raanta	12	12	5	6	0	351	33	2.88	318	.906	0	0	1	0	687:06
Hunter Miska	1	0	0	0	0	9	1	3.33	8	.889	0	0	0	0	18:16
Calvin Pickard	6	4	0	4	0	157	17	3.60	140	.892	0	0	0	0	282:38

GAMES PLAYED

Niklas Hjalmarsson	82
Clayton Keller	82

GOALS

Brad Richardson	19
Alex Galchenyuk	19
Vinnie Hinostroza	16
Derek Stepan	15

ASSISTS

Clayton Keller	33
Oliver Ekman-Larsson	30
Alex Goligoski	24
Vinnie Hinostroza	23

POINTS

Clayton Keller	47
Oliver Ekman-Larsson	44
Alex Galchenyuk	41
Vinnie Hinostroza	39

PENALTY MINUTES

Lawson Crouse	67
Oliver Ekman-Larsson	52
Niklas Hjalmarsson	44
Richard Panik	44

PP GOALS

Alex Galchenyuk	9
Oliver Ekman-Larsson	5
Nick Schmaltz	4
Conor Garland	4

PP ASSISTS

Clayton Keller	18
Oliver Ekman-Larsson	14
Alex Galchenyuk	12

PP POINTS

Alex Galchenyuk	21
Oliver Ekman-Larsson	19
Clayton Keller	19

SH GOALS

Michael Grabner	6
Derek Stepan	3
Brad Richardson	3
Lawson Crouse	2

GW GOALS

Clayton Keller	5
Alex Galchenyuk	4
Derek Stepan	3
Vinnie Hinostroza	3
Brad Richardson	3

OVERTIME GOALS

Nick Schmaltz	1
Michael Grabner	1
Richard Panik	1
Derek Stepan	1
Alex Galchenyuk	1

SHOTS

Clayton Keller	200
Derek Stepan	195
Oliver Ekman-Larsson	176
Alex Galchenyuk	159

PLUS/MINUS

Jason Demers	+9
Niklas Hjalmarsson	+8
Brad Richardson	+6
Mario Kempe	+5
Lawson Crouse	+5

SHOOTING PERCENTAGE

Brad Richardson	14.8%
Josh Archibald	13.0%
Alex Galchenyuk	11.9%

AVG TIME ON ICE PER GAME

Oliver Ekman-Larsson	23:38
Alex Goligoski	20:49
Jakob Chychrun	20:15
Jason Demers	20:00

BLOCKED SHOTS

Niklas Hjalmarsson	187
Alex Goligoski	154
Jordan Oesterle	139

HITS

Lawson Crouse	288
Oliver Ekman-Larsson	162
Josh Archibald	161
Ilya Lyubushkin	150

TAKEAWAYS

Derek Stepan	50
Clayton Keller	46
Richard Panik	46
Nick Cousins	39

GIVEAWAYS

Oliver Ekman-Larsson	65
Alex Goligoski	59
Jordan Oesterle	50
Niklas Hjalmarsson	46

FACEOFFS TAKEN

Derek Stepan	1376
Brad Richardson	1051
Nick Cousins	520

FACEOFFS WON

Derek Stepan	651
Brad Richardson	577
Nick Cousins	243

FACEOFF WIN PERCENTAGE

Brad Richardson	54.9%
Derek Stepan	47.3%

GOALIE GAMES

Darcy Kuemper	55
Adin Hill	13
Antti Raanta	12

WINS

Darcy Kuemper	27
Adin Hill	7
Antti Raanta	5

GOALS AGAINST AVERAGE

Darcy Kuemper	2.33
Adin Hill	2.76
Antti Raanta	2.88

SAVE PERCENTAGE

Darcy Kuemper	.925
Antti Raanta	.906
Adin Hill	.901

SHUTOUTS

Darcy Kuemper	5
Adin Hill	1

Player	GP	TOTAL			GP	HOME			GP	ROAD		
		G	A	P		G	A	P		G	A	P
Clayton Keller	82	14	33	47	41	8	16	24	41	6	17	23
Oliver Ekman-Larsson	81	14	30	44	41	6	17	23	40	8	13	21
Alex Galchenyuk	72	19	22	41	39	13	10	23	33	6	12	18
Vinnie Hinostroza	72	16	23	39	37	6	10	16	35	10	13	23
Derek Stepan	72	15	20	35	35	8	8	16	37	7	12	19
Richard Panik	75	14	19	33	38	7	9	16	37	7	10	17
Brad Richardson	66	19	8	27	36	15	4	19	30	4	4	8
Nick Cousins	81	7	20	27	41	3	11	14	40	4	9	13
Alex Goligoski	76	3	24	27	38	3	16	19	38	0	8	8
Lawson Crouse	81	11	14	25	41	5	6	11	40	6	8	14
Josh Archibald	68	12	10	22	32	6	5	11	36	6	5	11
Jordan Oesterle	71	6	14	20	33	2	5	7	38	4	9	13
Jakob Chychrun	53	5	15	20	27	2	9	11	26	3	6	9
Conor Garland	47	13	5	18	23	5	2	7	24	8	3	11
Christian Fischer	71	11	7	18	35	5	5	10	36	6	2	8
Michael Grabner	41	9	7	16	21	6	5	11	20	3	2	5
Nick Schmaltz	17	5	9	14	7	1	4	5	10	4	5	9
Niklas Hjalmarsson	82	0	10	10	41	0	4	4	41	0	6	6
Mario Kempe	52	4	5	9	25	3	2	5	27	1	3	4
Jason Demers	35	2	6	8	17	2	3	5	18	0	3	3
Kevin Connauton	50	1	7	8	24	0	5	5	26	1	2	3
Christian Dvorak	20	2	5	7	12	2	2	4	8	0	3	3
Dylan Strome	20	3	3	6	10	1	1	2	10	2	2	4
Brendan Perlini	22	2	4	6	12	1	2	3	10	1	2	3
Ilya Lyubushkin	41	0	4	4	23	0	2	2	18	0	2	2
Jordan Weal	19	1	1	2	7	0	1	1	12	1	0	1
Michael Bunting	5	1	0	1	0	0	0	0	5	1	0	1
Laurent Dauphin	1	0	0	0	0	0	0	0	1	0	0	0
Dakota Mermis	1	0	0	0	1	0	0	0	0	0	0	0
Kyle Capobianco	2	0	0	0	1	0	0	0	1	0	0	0

GOALTENDER		GP	W	L	OT	SA	GA	GAA	SAVES	SV%	SO
Darcy Kuemper	Home	28	15	9	4	858	57	2.05	801	.934	5
	Road	27	12	11	4	818	69	2.62	749	.916	0
	Season	55	27	20	8	1677	126	2.33	1551	.925	5
Antti Raanta	Home	7	3	4	0	216	20	2.97	196	.907	0
	Road	5	2	2	0	135	13	2.76	122	.904	0
	Season	12	5	6	0	351	33	2.88	318	.906	0
Adin Hill	Home	6	2	3	0	138	14	2.70	124	.889	0
	Road	7	5	2	0	184	18	2.81	166	.902	1
	Season	13	7	5	0	322	32	2.76	290	.901	1
Calvin Pickard	Home	2	0	1	0	37	4	3.65	33	.871	0
	Road	4	0	3	0	120	13	3.71	107	.892	0
	Season	6	0	4	0	157	17	3.60	140	.892	0
Hunter Miska	Home	0	0	0	0	0	0	0.00	0	.000	0
	Road	1	0	0	0	9	1	3.33	8	.889	0
	Season	1	0	0	0	9	1	3.33	8	.889	0

Date	Opp.	HJALMARSSON #4	CHYCHRUN #6	SCHMALTZ #8	KELLER #9	WEAL #10	PERLINI #11	DAUPHIN #12
Oct 4	@ DAL	0-0,1/-1 16:39	INJ		0-0,3/-1 18:43		0-0,2/-1 12:26	
Oct 6	Vs ANA	0-0,1/-1 17:29	INJ		0-0,1/0 18:57		0-0,0/-1 13:54	
Oct 10	@ ANA	0-1,0/1 19:38	INJ		0-1,2/-1 19:30		0-0,1/0 13:21	
Oct 13	Vs BUF	0-0,0/0 19:15	INJ		0-0,6/0 20:44		0-0,0/-1 12:34	
Oct 16	@ MIN	0-0,2/-2 17:47	INJ		0-0,1/-1 19:12		1-0,5/-1 16:00	
Oct 18	@ CHI	0-0,0/0 22:18	INJ		1-1,1/1 18:07		0-0,0/0 11:40	
Oct 20	@ WPG	0-0,1/-1 19:33	INJ		2-0,4/0 23:09		0-0,3/1 15:52	
Oct 23	@ CBJ	0-0,1/1 19:59	INJ		0-0,2/-1 16:07		0-1,4/3 15:21	
Oct 25	Vs VAN	0-0,0/2 18:34	INJ		1-0(W),1/1 16:28		0-0,1/0 16:27	
Oct 27	Vs TBL	0-0,1/5 18:38	INJ		1-0(W),2/2 16:48		0-1,0/2 15:17	
Oct 30	Vs OTT	0-0,2/3 23:20	INJ		0-1,2/2 17:54		0-0,0/0 12:18	
Nov 2	Vs CAR	0-0,1/0 21:57	INJ		0-1,0/0 16:07		1-0,1/-1 13:32	
Nov 5	Vs PHI	0-0,0/0 17:20	INJ		0-1,3/0 20:10		0-0,5/0 12:03	
Nov 8	@ PHI	0-0,1/1 22:24	INJ		0-1,2/-2 15:57		0-0,2/-1 11:17	
Nov 10	@ PIT	0-0,0/-2 18:08	INJ		0-0,3/0 19:37		0-0,6/-1 12:30	
Nov 11	@ WSH	0-0,0/0 19:51	INJ		0-1,1/1 18:45		0-1,0/0 16:56	
Nov 13	@ DET	0-0,0/1 19:32	0-0,3/-2 20:39		0-0,3/-1 20:57		0-0,3/0 16:17	
Nov 15	Vs NSH	0-0,0/1 24:18	INJ		0-0,3/1 18:13		0-0,1/0 12:27	
Nov 17	Vs BOS	0-0,0/-1 21:49	INJ		0-0,2/0 21:59		0-0,2/-1 14:15	
Nov 21	Vs VGK	0-0,0/1 19:23	0-1,1/0 20:47		0-1,2/0 20:36		0-0,0/-1 12:23	
Nov 23	Vs COL	0-0,2/-1 20:11	0-0,2/-1 20:08		0-0,6/-1 18:49		0-1,4/-2 11:40	
Nov 25	Vs CGY	0-0,3/0 20:19	0-0,3/-4 19:46		1-0,2/-1 16:49		0-0,0/0 12:42	
Nov 27	@ MIN	0-0,2/-1 21:32	0-0,1/-1 19:42	0-0,3/-1 18:38	0-0,0/-1 18:46		TRD	
Nov 29	@ NSH	0-1,0/1 19:44	0-0,2/1 21:36	1-1,1/1 17:43	1-0(W),3/1 16:06			
Dec 1	Vs STL	0-0,0/1 16:02	1-0,4/0 21:51	0-2,5/2 16:53	1-2(W),4/2 18:47			
Dec 4	@ LAK	0-1,0/1 19:39	0-0,1/0 20:07	1-0(W),2/-1 15:25	0-1,0/-1 15:54			
Dec 6	Vs WSH	0-0,2/-1 16:57	0-0,1/-1 19:05	0-0,0/-2 20:19	0-0,2/-2 20:51			
Dec 8	Vs SJS	0-0,1/0 20:05	0-1,0/1 20:14	1-0,2/-2 16:59	0-1,3/-2 17:09			
Dec 11	@ BOS	0-0,0/1 20:49	0-0,2/-1 16:08	1-0,3/-3 16:22	0-1,1/-3 16:30			
Dec 13	@ BUF	0-0,0/-3 14:28	0-0,2/1 22:51	0-0,2/-1 20:46	0-0,0/-1 20:35			
Dec 14	@ NYR	0-0,1/0 18:31	0-0,3/0 21:10	0-2,2/2 23:19	0-2,3/1 24:29			
Dec 16	@ CAR	0-0,2/0 19:33	0-0,2/-1 19:03	0-0,1/-2 16:03	0-0,0/-2 16:44			
Dec 18	Vs NYI	0-0,3/1 16:21	0-0,3/-1 21:23	0-0,0/-1 20:21	0-0,5/-1 20:14			
Dec 20	Vs MTL	0-0,0/0 17:09	0-1,2/0 22:26	0-1,3/0 16:38	0-0,5/-1 18:07			
Dec 22	Vs COL	0-1,1/2 24:28	0-0,5/1 20:55	0-1,2/-1 15:44	0-1,2/2 18:28			
Dec 23	@ SJS	0-0,1/0 21:21	0-1,4/1 20:37	0-1,0/1 17:20	0-2,0/1 16:21			
Dec 27	@ LAK	0-0,0/-2 19:40	1-0,2/0 21:23	0-0,0/0 19:03	0-0,3/-1 21:48			
Dec 29	@ ANA	0-0,0/-2 20:07	1-0,2/0 20:38	1-1(W),2/2 18:10	0-2,1/0 18:15			
Dec 30	Vs VGK	0-0,0/0 18:26	0-0,2/-3 21:36	0-0,1/-2 16:39	0-1,2/-1 19:53			
Jan 2	Vs EDM	0-0,1/-2 20:55	0-0,1/0 19:18	INJ	0-0,2/-1 17:29			
Jan 4	Vs NJD	0-0,2/1 20:43	0-0,3/1 20:02	INJ	0-0,2/-1 19:37			
Jan 6	Vs NYR	0-0,1/1 18:05	0-1,4/2 22:06	INJ	1-0,5/1 18:48			
Jan 10	@ VAN	0-0,0/0 21:55	0-2,2/1 19:32	INJ	0-0,0/-1 20:05			0-0,2/-1 12:19
Jan 12	@ EDM	0-0,0/0 21:03	0-0,3/-2 17:19	INJ	0-1,3/0 17:08	0-0,0/0 14:51		DND
Jan 13	@ CGY	0-0,1/-1 18:47	0-0,3/-3 19:45	INJ	0-0,2/-3 18:11	0-0,0/-3 13:51		DND
Jan 16	Vs SJS	0-0,1/2 19:46	0-0,4/0 17:27	INJ	0-1,2/1 15:44	0-1,1/1 12:42		DND
Jan 18	Vs PIT	0-1,1/1 21:44	0-0,3/-1 18:06	INJ	1-0,5/-1 16:19	0-0,0/0 11:02		DND
Jan 20	@ TOR	0-0,0/1 20:21	0-0,3/0 17:43	INJ	1-0,4/1 17:47	0-0,0/-1 09:32		DND
Jan 22	@ OTT	0-0,1/0 22:23	0-1,3/2 22:51	INJ	0-0,3/0 18:07	0-0,0/0 09:56		DND
Jan 23	@ MTL	0-0,1/0 16:43	0-0,4/0 21:29	INJ	0-1,3/0 21:41	0-0,1/-1 08:55		DND
Feb 2	@ SJS	0-0,0/0 18:24	INJ	INJ	0-0,7/-2 23:08	0-0,2/1 10:10		MIN
Feb 4	@ DAL	0-0,0/0 19:17	INJ	INJ	0-2,5/2 20:43	0-0,1/1 11:15		MIN
Feb 5	@ NSH	0-0,1/-2 20:43	INJ	INJ	0-0,3/-3 17:57	0-0,0/0 10:38		MIN
Feb 7	Vs CBJ	0-0,0/0 16:09	INJ	INJ	0-0,2/1 21:00	0-0,1/1 12:04		MIN
Feb 9	Vs DAL	0-0,1/-1 20:20	0-0,1/0 19:48	INJ	0-1,3/1 17:24	0-0,0/-1 10:55		MIN
Feb 12	@ VGK	0-2,0/2 20:07	0-1,1/1 20:02	INJ	0-0,2/0 17:22	0-0,0/1 11:37		MIN
Feb 14	Vs STL	0-0,0/-2 19:29	0-0,3/-1 21:17	INJ	0-0,1/-1 16:49	0-0,1/0 11:32		MIN
Feb 16	Vs TOR	0-0,0/1 22:17	0-0,0/0 20:14	INJ	0-0,0/1 16:06	0-0,1/0 05:54		MIN
Feb 18	@ CGY	0-0,0/-3 18:07	0-0,0/-1 22:23	INJ	0-0,1/-2 16:46	1-0,2/-1 11:51		MIN
Feb 19	@ EDM	0-1,1/1 18:17	0-1,2/0 20:07	INJ	0-0,0/0 18:34	0-0,1/0 12:26		MIN
Feb 21	@ VAN	0-0,2/0 19:22	1-0,5/0 21:05	INJ	0-0,3/-1 18:21	0-0,0/-1 08:38		MIN
Feb 24	Vs WPG	0-1,0/2 25:06	0-0,0/1 18:24	INJ	1-0,2/1 15:23	0-0,1/0 10:05		MIN
Feb 26	Vs FLA	0-0,1/2 21:13	0-1,2/0 23:10	INJ	0-1,4/-2 18:26	DND		MIN
Feb 28	Vs VAN	0-0,0/0 20:35	0-0,2/1 21:02	INJ	0-1,1/-1 16:36	DND		MIN
Mar 2	Vs DET	0-1,2/1 19:34	0-1,1/2 22:24	INJ	0-0,5/0 16:25	DND		MIN
Mar 5	Vs ANA	0-0,0/-1 17:56	0-0,1/0 22:17	INJ	0-0,2/0 18:10			MIN
Mar 7	Vs CGY	0-0,1/1 22:55	1-1,1/2 17:01	INJ	1-0(W),4/2 14:59			MIN
Mar 9	Vs LAK	0-0,0/0 19:05	0-1,1/-2 21:06	INJ	0-2,5/1 19:12			MIN
Mar 11	@ CHI	0-0,2/-1 18:47	0-0,1/-3 18:13	INJ	0-0,1/-1 18:06			MIN
Mar 12	@ STL	0-0,1/1 20:06	DND	INJ	0-0,2/1 15:33			MIN
Mar 14	Vs ANA	0-0,0/0 18:59	DND	INJ	0-1,4/1 17:42			MIN
Mar 16	Vs EDM	0-0,0/-1 20:19	0-1,6/-1 19:10	INJ	0-0,0/-2 14:37			MIN
Mar 18	@ TBL	0-0,1/0 19:14	0-0,1/-2 19:36	INJ	1-0,4/0 16:10			MIN
Mar 21	@ FLA	0-0,1/1 19:52	0-0,2/-1 21:20	INJ	0-0,3/0 20:02			MIN
Mar 23	@ NJD	0-0,1/0 21:18	0-0,4/0 20:10	INJ	0-0,0/0 19:45			MIN
Mar 24	@ NYI	0-0,1/-2 15:38	DND	INJ	0-0,2/-1 16:00			MIN
Mar 26	Vs CHI	0-0,0/0 19:51	0-0,0/0 18:59	INJ	0-0,1/0 14:02			MIN
Mar 29	@ COL	0-0,1/0 20:17	DND	INJ	0-0,3/1 16:51			MIN
Mar 31	Vs MIN	0-0,0/1 21:26	DND	INJ	0-0,1/0 16:46			MIN
Apr 2	Vs LAK	0-0,2/0 15:29	DND	INJ	0-0,4/-2 19:23			MIN
Apr 4	@ VGK	0-0,0/1 20:29	0-0,3/2 17:59	INJ	0-1,6/0 18:47			MIN
Apr 6	Vs WPG	0-0,0/-1 18:56	DND	INJ	0-0,2/-1 14:41			MIN

Date	Opp.	HINOSTROZA # 13	PANIK # 14	RICHARDSON # 15	GALCHENYUK # 17	DVORAK # 18	STROME # 20	STEPAN # 21
Oct 4	@ DAL	0-0,4/0 15:51	0-0,0/0 15:57	0-0,2/-2 13:27	INJ	INJ	0-0,2/0 14:50	0-0,3/0 18:51
Oct 6	Vs ANA	0-0,3/0 18:37	0-0,7/-1 21:47	0-0,0/0 12:56	INJ	INJ	0-0,1/0 12:37	0-0,9/-1 24:24
Oct 10	@ ANA	0-0,1/-1 17:24	0-1,4/-1 19:28	1-0,7/1 14:50	INJ	INJ	1-0,1/-1 17:28	0-0,3/-1 19:26
Oct 13	Vs BUF	0-0,3/-1 13:04	0-0,4/0 20:58	0-0,0/-1 13:11	INJ	INJ	0-0,3/0 15:46	0-0,4/0 21:08
Oct 16	@ MIN	0-1,1/0 14:29	0-0,0/-1 14:35	0-0,1/0 15:01	INJ	INJ	0-0,1/0 18:10	0-0,3/-1 17:23
Oct 18	@ CHI	2-0(W),2/2 14:50	0-0,3/0 11:04	0-0,4/1 17:30	INJ	INJ	0-0,3/0 12:13	0-0,1/3 18:02
Oct 20	@ WPG	0-0,6/-1 16:32	0-0,0/0 12:24	0-0,1/-1 11:31	INJ	INJ	0-0,5/-1 14:42	0-1,1/0 21:36
Oct 23	@ CBJ	0-1,1/0 13:43	DND	0-0,1/0 14:04	0-0,1/-1 15:01	INJ	1-0(W),2/0 12:41	0-3,0/3 17:15
Oct 25	Vs VAN	0-0,2/0 14:32	DND	1-0,2/1 12:17	0-1,1/1 16:46	INJ	0-0,1/0 14:08	0-0,0/0 17:23
Oct 27	Vs TBL	1-1,3/2 13:12	1-0,2/3 12:32	0-2,0/3 14:30	0-1,5/2 15:58	INJ	DND	1-0,3/1 17:13
Oct 30	Vs OTT	0-0,1/-1 15:20	1-0,1/2 16:23	1-0(W),3/0 15:10	1-1,2/2 15:22	INJ	0-0,2/0 13:21	1-0,3/1 16:21
Nov 2	Vs CAR	0-0,1/0 14:09	0-0,1/0 12:12	1-0,2/1 16:23	0-0,0/-1 16:11	INJ	0-1,3/1 11:08	0-0,5/-2 19:18
Nov 5	Vs PHI	0-0,0/-3 14:25	1-0,1/1 10:27	0-0,1/-1 13:21	1-0,5/0 19:40	INJ	0-0,1/0 13:32	0-0,2/-2 17:58
Nov 8	@ PHI	0-1,1/0 15:19	0-0,1/-1 13:20	1-0,2/1 17:11	0-1,2/-1 15:15	INJ	0-0,2/-1 12:24	1-0,4/0 17:15
Nov 10	@ PIT	0-0,1/-1 14:59	DND	0-0,6/-2 14:51	0-0,1/-1 17:05	INJ	0-0,1/-1 12:30	0-0,0/0 19:44
Nov 11	@ WSH	1-0,3/-1 14:31	1-1(W),2/1 18:35	0-0,0/-1 15:13	1-1,5/2 17:32	INJ	0-1,2/0 14:01	1-0,2/1 19:28
Nov 13	@ DET	0-1,2/-2 13:06	0-0,0/-4 14:48	0-0,1/-1 11:45	0-0,4/-2 16:48	INJ	0-1,0/-1 14:32	0-0,2/0 20:51
Nov 15	Vs NSH	0-0,1/-1 12:13	0-0,4/-1 16:24	0-0,0/0 18:37	0-0,2/0 13:46	INJ	DND	0-0,2/1 18:41
Nov 17	Vs BOS	0-1,2/1 20:07	0-0,2/1 19:26	1-0,4/1 18:44	0-0,2/-1 17:29	INJ	0-0,1/-1 07:47	0-0,3/0 20:49
Nov 21	Vs VGK	0-0,2/0 15:50	0-0,0/-1 20:27	0-0,0/0 17:36	0-0,1/-1 16:18	INJ	0-0,2/0 11:58	2-0,3/-1 20:03
Nov 23	Vs COL	0-0,1/-2 11:54	0-0,3/-1 18:42	0-0,3/-1 15:51	0-0,0/0 13:06	INJ	1-0,4/-3 12:20	0-0,2/0 20:19
Nov 25	Vs CGY	0-0,2/-1 12:06	0-0,3/-2 16:35	0-0,1/-1 16:46	0-0,1/-2 14:54	INJ	0-0,3/-1 14:30	0-0,2/-1 17:26
Nov 27	@ MIN	0-0,0/0 14:46	0-0,1/-1 13:06	0-1,0/1 17:09	0-0,0/0 16:09	INJ	TRD	0-0,0/-1 18:53
Nov 29	@ NSH	0-1,1/1 16:04	0-0,0/0 14:45	1-0,2/1 15:34	0-1,2/1 17:09	INJ		0-0,2/0 16:15
Dec 1	Vs STL	0-1,1/0 14:36	1-1,3/2 16:45	0-0,1/0 13:41	0-0,3/1 19:36	INJ		0-2,6/1 15:26
Dec 4	@ LAK	0-0,1/0 15:44	0-0,0/0 16:37	0-0,0/0 17:30	0-0,2/-1 14:40	INJ		0-0,3/0 18:47
Dec 6	Vs WSH	0-0,3/0 06:53	0-0,1/-1 19:07	0-0,2/-1 15:55	0-0,2/-1 18:17	INJ		0-1,0/-1 18:42
Dec 8	Vs SJS	INJ	1-0,1/1 17:59	1-1,3/-1 16:56	0-1,0/-2 17:48	INJ		0-0,4/-1 16:25
Dec 11	@ BOS	INJ	0-0,1/-1 18:12	0-0,0/1 15:20	INJ	INJ		0-0,1/-1 19:20
Dec 13	@ BUF	INJ	0-1,2/0 17:33	0-0,4/-1 15:39	INJ	INJ		0-0,4/0 17:19
Dec 14	@ NYR	INJ	0-0,2/1 18:38	0-0,3/0 14:48	INJ	INJ		1-1(W),3/2 20:09
Dec 16	@ CAR	INJ	0-0,0/-1 16:28	0-0,1/0 15:39	0-0,1/0 13:48	INJ		0-0,4/-1 18:28
Dec 18	Vs NYI	INJ	0-0,4/0 17:02	0-0,0/0 17:07	0-0,3/-2 16:31	INJ		0-0,4/-2 18:57
Dec 20	Vs MTL	INJ	0-0,0/-1 17:36	0-0,0/0 14:38	0-0,2/0 16:30	INJ		0-0,1/-1 21:19
Dec 22	Vs COL	INJ	1-1,5/2 16:26	2-0(W),7/1 17:24	0-1,2/-1 14:13	INJ		1-1,1/2 18:51
Dec 23	@ SJS	INJ	0-1,1/1 17:42	0-0,2/-2 21:00	2-0,5/1 15:16	INJ		0-0,2/1 19:03
Dec 27	@ LAK	INJ	0-0,3/-1 20:17	INJ	0-1,3/0 16:31	INJ		0-0,4/-1 23:11
Dec 29	@ ANA	0-0,0/1 13:21	0-0,0/-1 17:41	INJ	0-2,1/1 16:02	INJ		0-0,4/-1 20:41
Dec 30	Vs VGK	0-0,0/-1 12:52	0-0,0/0 20:07	INJ	1-0,1/-4 14:04	INJ		0-0,3/0 21:03
Jan 2	Vs EDM	0-0,4/-2 16:21	0-1,2/-2 16:43	1-0,5/-2 18:34	0-0,2/-1 17:00	INJ		0-0,1/-1 21:04
Jan 4	Vs NJD	0-0,1/0 15:39	0-0,1/0 15:29	0-0,1/0 19:26	0-0,4/-1 17:30	INJ		0-0,1/-1 20:00
Jan 6	Vs NYR	0-0,3/0 16:17	0-0,2/0 16:40	0-0,1/0 15:26	1-2,3/2 14:42	INJ		0-1,4/1 17:33
Jan 10	@ VAN	0-2,1/-1 12:12	2-1(W),4/2 15:58	0-1,0/1 14:01	0-1,0/1 15:03	INJ		0-0,3/0 19:35
Jan 12	@ EDM	0-0,3/0 18:08	0-0,3/0 19:16	INJ	0-2,0/-1 12:07	INJ		0-0,4/0 19:38
Jan 13	@ CGY	0-0,1/-3 14:55	0-0,2/-2 17:20	INJ	0-0,0/-1 17:11	INJ		0-1,2/-2 19:24
Jan 16	Vs SJS	0-0,3/0 15:20	1-0,3/0 18:06	INJ	1-0,4/0 12:06	INJ		0-0,3/0 18:49
Jan 18	Vs PIT	0-0,0/1 15:03	0-1,1/1 18:26	INJ	0-0,1/0 14:49	INJ		1-0,2/1 21:42
Jan 20	@ TOR	1-0(W),4/1 15:39	0-0,1/0 16:17	INJ	0-0,3/-1 14:35	INJ		0-2,5/1 17:50
Jan 22	@ OTT	2-1,3/3 20:46	0-2,4/3 18:23	INJ	0-0,0/0 13:48	INJ		1-0(W),4/3 19:23
Jan 23	@ MTL	0-0,1/0 16:11	0-0,1/0 16:58	INJ	0-0,2/0 21:11	INJ		0-0,3/0 19:13
Feb 2	@ SJS	0-0,0/0 15:15	0-0,3/-1 17:02	INJ	0-0,0/-1 20:46	INJ		0-0,2/0 19:16
Feb 4	@ DAL	1-0,3/-1 12:29	0-0,3/-2 16:36	INJ	1-0,5/1 19:24	INJ		0-0,8/-2 19:35
Feb 5	@ NSH	1-0,4/1 15:05	0-1,2/1 17:53	INJ	0-0,0/-3 17:05	INJ		1-0,4/1 19:02
Feb 7	Vs CBJ	0-0,1/-3 13:30	0-0,0/-3 15:25	INJ	0-0,4/0 15:14	INJ		0-0,2/-3 17:14
Feb 9	Vs DAL	0-0,4/-1 12:52	0-0,6/-1 16:51	INJ	2-1(W),5/1 14:27	INJ		0-0,2/-1 19:05
Feb 12	@ VGK	0-2,0/2 15:32	1-1,2/2 18:55	INJ	1-0,2/0 16:00	INJ		0-2,0/0 19:53
Feb 14	Vs STL	0-0,0/-2 12:18	0-0,0/-2 16:27	0-0,2/0 13:30	0-0,3/0 15:12	INJ		0-0,2/-2 17:49
Feb 16	Vs TOR	0-0,3/0 12:11	INJ	0-0,2/0 17:27	1-0(W),4/1 14:54	INJ		0-1,2/1 21:46
Feb 18	@ CGY	0-0,1/0 15:20	INJ	0-0,2/-1 14:03	0-1,2/-3 15:28	INJ		0-0,4/-1 19:03
Feb 19	@ EDM	1-0,4/1 16:01	INJ	0-0,0/0 16:46	0-0,4/0 16:10	INJ		0-1,5/0 21:46
Feb 21	@ VAN	0-1,0/1 13:29	0-0,1/-1 13:01	0-0,2/0 15:13	1-1(W),4/-1 14:24	INJ		0-1,4/1 21:27
Feb 24	Vs WPG	0-1,1/1 12:18	0-0,0/0 11:27	1-0,4/1 16:44	0-1,1/1 15:39	INJ		0-1,3/2 22:46
Feb 26	Vs FLA	0-0,1/0 17:07	0-0,1/0 16:56	0-0,3/0 17:05	0-0,7/-2 19:00	0-0,2/-3 13:18		2-0,6/2 24:25
Feb 28	Vs VAN	0-3,2/2 16:49	0-3,1/3 16:14	4-0(W),6/4 16:07	1-0,3/-1 15:55	0-0,0/-1 15:10		0-0,1/0 13:24
Mar 2	Vs DET	1-1,4/2 15:43	0-2,1/2 14:51	0-0,2/2 17:13	0-0,2/0 15:49	0-0,2/1 15:58		INJ
Mar 5	Vs ANA	0-0,1/0 15:19	0-0,1/0 16:16	0-0,2/0 21:55	0-0,5/0 17:48	0-0,2/0 11:52		INJ
Mar 7	Vs CGY	0-0,3/0 17:14	0-0,2/2 14:29	0-0,1/0 17:33	0-0,1/0 12:06	0-1,1/2 14:31		INJ
Mar 9	Vs LAK	0-0,4/1 16:13	0-0,2/1 16:33	0-0,2/2 14:30	0-0,0/0 13:05	2-0(W),4/0 18:26		INJ
Mar 11	@ CHI	0-0,1/-1 15:19	1-0,3/-1 18:05	0-0,0/-1 10:09	0-0,3/-2 15:34	0-1,1/0 17:21		INJ
Mar 12	@ STL	1-0(W),2/2 16:36	1-0,1/1 15:28	0-1,1/3 18:11	0-0,1/0 12:51	0-0,1/0 15:11		INJ
Mar 14	Vs ANA	3-0,8/0 13:43	0-0,0/1 14:28	0-1,1/0 15:07	0-0,0/1 17:05	0-1,3/1 16:09		INJ
Mar 16	Vs EDM	0-0,4/0 18:54	0-0,1/-1 14:21	0-0,1/-1 18:46	2-0,6/0 14:47	0-0,1/-1 14:58		INJ
Mar 18	@ TBL	0-0,4/-2 17:27	0-1,0/0 15:21	0-0,1/-1 16:57	0-0,3/-1 16:30	0-1,1/1 15:13		INJ
Mar 21	@ FLA	0-0,2/0 15:40	0-0,2/0 15:51	1-1,2/0 15:53	0-0,1/-1 16:52	0-0,2/0 16:07		INJ
Mar 23	@ NJD	0-0,2/-1 15:41	0-0,2/0 15:39	0-0,0/-1 16:56	0-1,3/1 15:35	0-0,0/0 14:37		0-0,0/0 19:39
Mar 24	@ NYI	0-0,5/0 17:54	0-0,4/0 17:47	0-0,5/0 18:27	0-0,1/0 15:42	0-0,1/-1 16:16		0-0,1/-1 16:11
Mar 26	Vs CHI	0-0,1/0 16:57	0-0,4/0 17:10	0-0,1/0 16:16	0-0,1/0 13:24	0-0,0/0 10:56		0-0,3/0 18:29
Mar 29	@ COL	0-2,3/2 17:08	0-0,3/1 16:55	0-0,4/1 16:27	0-0,3/1 15:25	0-0,0/1 12:37		0-0,3/0 20:03
Mar 31	Vs MIN	1-0,3/1 16:16	0-0,1/0 15:56	0-0,1/1 16:48	1-0(W),3/1 11:11	0-0,1/0 09:45		0-1,3/2 19:50
Apr 2	Vs LAK	0-1,3/0 21:46	0-0,5/-2 19:29	1-0,4/1 16:29	0-0,3/0 13:23	0-0,1/-1 10:55		0-0,2/-2 21:30
Apr 4	@ VGK	0-0,4/0 15:46	1-0,3/0 18:31	0-0,3/0 14:30	0-0,1/1 13:16	0-1,1/0 14:30		2-0(W),3/2 18:08
Apr 6	Vs WPG	0-1,1/1 18:24	DNP	1-0,3/0 18:06	1-0,1/-1 14:50	0-0,1/-1 13:52		0-0,0/0 15:51

Date	Opp.	EKMAN-LARSSON # 23	COUSINS # 25	KEMPE # 29	GOLIGOSKI # 33	FISCHER # 36	GRABNER # 40	MERMIS # 43
Oct 4	@ DAL	0-0,1/0 25:48	0-0,6/-2 16:01	0-0,1/0 09:53	0-0,0/-2 20:08	0-0,2/0 14:09	0-0,1/-1 13:53	MIN
Oct 6	Vs ANA	0-0,4/0 26:14	0-0,2/0 14:14	0-0,1/0 08:41	0-0,1/0 16:54	0-0,3/0 14:59	0-0,1/0 12:21	MIN
Oct 10	@ ANA	0-0,3/-1 25:00	0-0,3/0 15:52	0-0,1/0 11:17	0-0,0/-1 21:30	0-0,5/-1 15:43	0-1,3/1 13:54	MIN
Oct 13	Vs BUF	0-0,3/-2 25:15	0-0,1/-1 11:51	0-0,1/0 11:36	0-0,0/-1 21:35	0-0,2/0 13:32	0-0,0/-2 13:17	MIN
Oct 16	@ MIN	0-0,1/0 22:10	0-0,1/0 11:13	DND	0-0,3/-2 20:18	0-0,2/-1 18:14	0-0,1/0 15:04	MIN
Oct 18	@ CHI	0-1,2/2 19:36	0-1,1/1 12:43	DND	0-0,0/0 22:16	0-0,1/-1 13:26	0-0,6/1 15:31	MIN
Oct 20	@ WPG	0-3,3/1 21:15	0-1,2/0 14:03	DND	0-0,3/-1 22:59	1-0,3/-1 15:43	0-0,3/-1 11:28	MIN
Oct 23	@ CBJ	0-0,2/1 19:43	0-0,3/0 12:30	DND	0-0,0/0 22:39	3-0,4/3 13:49	0-0,0/0 15:09	MIN
Oct 25	Vs VAN	0-1,1/0 25:33	0-1,4/1 14:33	MIN	1-0,5/1 20:50	0-0,2/0 15:32	0-1,1/2 13:06	MIN
Oct 27	Vs TBL	0-0,1/2 23:58	0-0,2/1 13:45	MIN	0-2,0/1 19:28	0-0,0/1 15:25	2-0,3/2 15:09	MIN
Oct 30	Vs OTT	1-0,7/2 22:44	0-1,2/1 12:02	MIN	0-1,1/0 23:06	0-0,3/0 10:47	0-1,2/0 14:10	MIN
Nov 2	Vs CAR	0-1,1/0 24:41	1-0,1/0 10:27	MIN	0-3,2/0 24:15	0-0,3/-2 12:42	1-0(W),4/2 17:18	MIN
Nov 5	Vs PHI	0-1,2/0 26:23	0-0,6/-2 15:32	MIN	0-0,2/-1 14:40	0-0,2/-2 17:10	0-1,0/-1 12:15	MIN
Nov 8	@ PHI	1-1,6/0 27:18	0-0,2/-2 13:46	MIN	0-0,0/0 01:21	0-0,4/-1 13:08	1-1,1/0 18:09	MIN
Nov 10	@ PIT	0-0,2/-1 22:17	0-0,2/-2 15:06	MIN	INJ	0-0,2/0 15:36	0-0,2/-2 15:25	MIN
Nov 11	@ WSH	0-1,1/0 23:31	0-0,0/0 08:43	MIN	INJ	0-0,1/1 16:16	0-0,2/-1 13:18	MIN
Nov 13	@ DET	0-0,2/-2 21:11	0-0,1/0 11:13	MIN	INJ	0-0,1/-1 11:09	0-0,0/-1 13:40	MIN
Nov 15	Vs NSH	0-1,0/0 21:58	0-0,1/0 09:14	MIN	INJ	0-1,0/1 16:33	1-0,2/1 15:03	MIN
Nov 17	Vs BOS	0-0,3/-2 26:20	0-0,2/-1 11:30	DND	INJ	0-0,2/0 07:56	0-0,4/-1 14:27	0-0,0/1 11:20
Nov 21	Vs VGK	0-0,3/-3 26:01	0-0,2/0 10:41	DND	0-0,2/0 22:05	0-0,0/-1 13:18	0-0,1/0 15:32	MIN
Nov 23	Vs COL	0-0,4/-1 23:05	0-0,1/-2 11:23	MIN	0-1,1/-1 23:16	0-0,1/-1 11:18	0-0,1/-1 15:50	MIN
Nov 25	Vs CGY	0-0,2/-1 21:41	0-0,3/0 13:31	MIN	0-0,1/-2 19:26	0-0,1/-3 12:40	0-0,0/-1 15:09	MIN
Nov 27	@ MIN	0-0,1/1 20:55	0-1,0/2 10:10	DND	0-1,1/2 19:28	0-1,0/1 11:57	1-0,2/1 15:33	MIN
Nov 29	@ NSH	0-1,2/0 24:14	0-0,2/0 10:31	MIN	0-0,2/1 19:07	0-0,2/0 14:00	0-0,1/1 14:05	MIN
Dec 1	Vs STL	0-1,2/1 22:24	1-0,4/1 13:30	DND	1-0,2/3 20:28	1-0,4/1 11:58	0-0,0/0 03:11	MIN
Dec 4	@ LAK	0-1,0/0 21:21	0-0,2/0 11:07	0-0,2/0 13:49	0-0,1/0 20:00	0-0,0/0 12:37	INJ	MIN
Dec 6	Vs WSH	0-0,3/-2 24:40	0-1,0/0 10:52	0-0,1/-1 08:23	0-0,1/1 19:46	1-0,4/0 16:36	INJ	MIN
Dec 8	Vs SJS	0-0,0/-3 22:34	0-0,0/1 15:21	0-0,0/0 10:24	0-0,0/-1 19:51	0-0,0/-1 14:42	INJ	MIN
Dec 11	@ BOS	0-1,3/-3 22:28	1-0,3/1 15:37	0-0,1/1 10:44	0-1,5/1 25:39	0-0,1/-1 14:20	INJ	MIN
Dec 13	@ BUF	0-0,2/0 26:42	0-0,1/-1 14:57	0-0,1/0 08:10	0-0,0/-3 18:48	1-0,1/0 09:52	INJ	MIN
Dec 14	@ NYR	1-0,4/1 24:22	0-1,1/1 14:09	0-0,0/0 06:38	0-1,0/1 17:24	0-0,3/0 13:16	INJ	MIN
Dec 16	@ CAR	0-0,1/-2 22:28	0-0,0/-2 13:05	0-0,1/0 11:21	0-0,1/-2 19:23	0-0,0/-1 11:59	INJ	MIN
Dec 18	Vs NYI	0-0,2/-1 26:38	0-1,3/1 10:39	1-0,2/1 09:15	0-1,1/-1 19:24	0-0,1/-2 13:57	INJ	MIN
Dec 20	Vs MTL	1-0,5/0 26:32	0-0,2/0 13:22	0-0,1/0 09:02	0-0,3/0 24:08	0-0,1/0 15:52	INJ	MIN
Dec 22	Vs COL	0-1,2/2 23:02	0-1,2/0 13:33	0-1,0/2 11:03	0-1,3/2 23:51	1-0,2/0 13:48	INJ	MIN
Dec 23	@ SJS	0-0,1/0 28:23	0-0,1/-2 14:13	0-0,1/0 10:47	0-0,2/1 25:03	0-0,2/0 15:00	INJ	MIN
Dec 27	@ LAK	0-0,2/-2 24:49	0-0,2/-1 11:40	0-0,0/0 10:10	0-0,1/0 21:09	0-0,0/0 12:53	INJ	MIN
Dec 29	@ ANA	1-1,4/0 25:11	1-0,2/-1 10:30	0-0,2/1 13:46	0-0,0/2 22:11	1-0,5/1 12:33	INJ	MIN
Dec 30	Vs VGK	0-1,2/-1 23:59	0-0,3/0 11:37	0-0,2/-1 14:12	0-0,1/-4 21:42	0-0,1/-2 11:23	INJ	MIN
Jan 2	Vs EDM	0-0,3/-3 23:36	0-0,0/0 13:58	0-0,0/0 08:55	INJ	0-0,0/0 08:24	INJ	MIN
Jan 4	Vs NJD	0-0,1/1 26:48	0-0,2/-1 13:11	0-0,1/2 08:10	0-0,0/-2 16:17	1-0,2/2 13:51	INJ	MIN
Jan 6	Vs NYR	0-1,0/2 20:06	0-1,1/2 13:41	1-0,3/1 11:58	0-1,2/1 21:22	0-0,2/1 15:31	INJ	MIN
Jan 10	@ VAN	0-0,0/-2 25:08	1-0,2/2 13:48	0-0,2/-2 14:25	0-0,1/0 19:34	0-0,1/0 17:11	INJ	MIN
Jan 12	@ EDM	0-0,2/-1 24:44	0-0,1/-1 10:19	0-1,0/0 14:27	0-0,0/1 20:54	0-0,0/-1 14:22	INJ	MIN
Jan 13	@ CGY	0-0,2/-1 24:42	0-0,3/-1 12:40	0-0,0/1 11:27	0-1,0/-4 19:30	0-0,1/-3 14:27	INJ	MIN
Jan 16	Vs SJS	1-0(W),5/2 22:19	0-0,1/0 11:03	0-1,2/2 15:40	0-0,0/0 22:04	1-1,2/1 14:42	INJ	MIN
Jan 18	Vs PIT	0-1,4/0 26:45	0-0,1/-1 13:56	0-0,4/0 15:02	0-0,2/0 22:34	0-0,1/-1 13:02	INJ	MIN
Jan 20	@ TOR	0-1,2/0 23:49	0-0,1/1 15:06	1-0,1/1 13:10	0-1,0/1 20:08	0-1,1/1 15:36	INJ	MIN
Jan 22	@ OTT	0-0,0/1 10:15	0-0,5/0 16:55	0-0,0/-2 12:38	0-0,0/0 21:05	0-0,1/0 11:30	INJ	MIN
Jan 23	@ MTL	INJ	0-1,3/0 20:18	0-0,0/0 10:08	0-0,5/-1 23:53	0-0,0/-1 08:43	INJ	MIN
Feb 2	@ SJS	0-0,1/-1 26:30	0-0,4/-1 20:40	0-1,0/0 10:45	0-0,1/-1 22:35	0-0,2/1 10:25	INJ	MIN
Feb 4	@ DAL	1-0,6/1 28:23	0-2,0/2 18:55	0-0,1/1 11:18	0-0,1/0 14:22	0-0,0/0 11:27	INJ	MIN
Feb 5	@ NSH	0-0,0/-1 24:31	0-0,1/-3 16:46	0-0,1/0 11:14	0-1,2/0 20:14	0-0,1/0 09:31	INJ	DND
Feb 7	Vs CBJ	0-0,6/-1 23:42	0-1,0/1 18:55	0-0,1/1 12:13	0-0,3/-1 23:21	0-1,3/1 12:37	INJ	MIN
Feb 9	Vs DAL	0-0,2/-1 22:26	0-2,1/1 19:17	0-0,2/0 08:10	1-1,2/0 22:01	0-0,1/-1 12:02	INJ	MIN
Feb 12	@ VGK	0-0,1/2 22:31	1-1(W),1/2 17:55	INJ	0-0,2/1 19:41	0-0,1/0 11:39	INJ	MIN
Feb 14	Vs STL	0-0,3/-1 22:38	0-0,0/-1 15:43	INJ	0-0,2/-1 22:05	0-0,1/0 11:57	INJ	MIN
Feb 16	Vs TOR	0-0,1/1 19:18	0-0,2/1 15:45	0-0,1/0 13:26	0-0,1/0 25:37	0-0,1/0 10:00	INJ	MIN
Feb 18	@ CGY	0-1,0/-3 21:06	0-1,0/-1 13:26	0-0,0/0 14:46	0-0,4/-3 23:38	0-0,1/-1 13:22	INJ	MIN
Feb 19	@ EDM	0-0,2/1 24:21	0-0,1/0 13:34	0-1,6/0 13:17	0-0,3/-1 22:00	0-0,2/0 12:43	INJ	MIN
Feb 21	@ VAN	0-1,2/0 21:42	0-0,2/-1 16:40	0-0,1/0 10:13	0-1,1/1 21:07	DND	INJ	MIN
Feb 24	Vs WPG	0-1,0/2 24:43	0-0,3/1 15:06	0-0,0/1 12:01	0-2,0/2 21:30	DND	INJ	MIN
Feb 26	Vs FLA	1-0,6/1 28:55	0-0,0/0 09:08	0-0,1/0 09:45	0-0,1/-1 24:56	DND	INJ	MIN
Feb 28	Vs VAN	0-2,0/2 22:11	0-0,0/-1 12:35	0-0,2/0 11:27	0-0,1/1 25:06	DND	INJ	MIN
Mar 2	Vs DET	1-1(W),3/1 21:53	0-0,3/0 14:12	0-0,0/0 12:04	0-0,0/2 21:07	0-0,5/0 10:57	INJ	MIN
Mar 5	Vs ANA	0-0,2/-1 26:09	0-0,3/0 13:38	0-0,0/0 11:09	0-0,0/0 20:58	0-0,0/0 10:21	INJ	MIN
Mar 7	Vs CGY	0-0,1/0 22:40	0-0,1/0 12:06	0-0,1/0 11:13	0-0,0/1 19:48	0-0,3/0 13:15	0-0,5/0 17:40	MIN
Mar 9	Vs LAK	0-1,3/1 24:39	0-0,1/-1 13:40	0-0,0/0 11:32	0-1,2/0 21:25	0-0,1/0 12:48	2-0,2/1 14:29	MIN
Mar 11	@ CHI	0-0,0/-2 20:32	0-0,3/-2 15:31	0-0,0/-1 11:44	0-0,0/-4 20:31	0-0,2/-1 16:06	0-0,0/-1 12:16	MIN
Mar 12	@ STL	1-0,2/2 19:30	0-0,1/0 13:26	0-0,1/0 11:36	0-0,0/2 22:12	0-0,4/0 12:42	0-0,2/2 16:15	MIN
Mar 14	Vs ANA	1-0,3/0 21:02	0-0,2/1 12:21	1-0,2/1 10:55	0-2,0/1 19:07	0-2,0/2 10:44	0-1,0/-1 14:36	MIN
Mar 16	Vs EDM	0-1,2/-3 22:57	0-1,1/1 10:33	0-0,1/0 09:41	0-0,4/1 19:47	DND	0-0,2/-1 17:49	MIN
Mar 18	@ TBL	0-0,1/-1 23:52	0-0,2/-1 14:54	0-0,2/-2 09:59	0-0,2/-1 20:18	DND	0-0,1/0 15:21	MIN
Mar 21	@ FLA	0-0,2/0 23:23	0-0,2/-1 14:23	0-0,3/0 09:21	0-0,2/-1 17:10	DND	1-0,3/0 13:28	MIN
Mar 23	@ NJD	1-0,1/0 22:19	0-0,2/1 11:12	DND	0-0,0/0 22:38	DND	0-0,2/-1 15:01	MIN
Mar 24	@ NYI	0-0,0/-2 24:30	DND	0-0,0/0 08:33	0-0,2/0 22:30	0-0,1/0 14:21	0-0,2/-1 12:52	MIN
Mar 26	Vs CHI	0-1,1/0 21:14	1-0(W),5/0 14:34	DND	0-0,2/0 19:46	0-0,2/0 11:26	0-0,1/0 11:56	MIN
Mar 29	@ COL	2-0,4/2 25:32	0-0,4/0 14:43	DND	0-1,3/1 21:51	0-0,3/0 11:12	0-0,1/0 14:49	MIN
Mar 31	Vs MIN	0-1,1/3 25:36	0-1,0/1 11:11	DND	0-0,1/1 22:35	DND	0-0,0/0 17:25	MIN
Apr 2	Vs LAK	0-0,7/-2 29:53	0-0,1/0 12:38	DND	0-0,2/0 20:15	DND	0-0,1/1 15:41	MIN
Apr 4	@ VGK	0-0,1/0 22:01	0-0,2/1 12:14	DND	0-0,1/2 18:18	DND	0-0,1/0 12:44	MIN
Apr 6	Vs WPG	0-0,3/-1 23:32	0-0,0/-1 11:45	DND	0-0,2/1 22:07	0-0,0/0 12:20	0-1,1/0 15:42	MIN

Date	Opp.	CONNAUTON # 44	ARCHIBALD # 45	LYUBUSHKIN # 46	DEMERS # 55	BUNTING # 58	CROUSE # 67	CAPOBIANCO # 75
Oct 4	@ DAL	0-0,1/-2 18:57	INJ	DND	0-0,1/0 23:39	MIN	0-0,0/-1 08:43	MIN
Oct 6	Vs ANA	0-0,3/-1 20:22	INJ	0-0,1/0 11:14	0-0,2/0 22:51	MIN	0-0,1/0 08:24	MIN
Oct 10	@ ANA	0-0,2/1 20:50	INJ	0-0,0/-1 14:39	0-0,1/-1 18:06	MIN	0-0,2/0 11:25	MIN
Oct 13	Vs BUF	0-0,5/0 19:08	INJ	0-0,0/0 11:22	0-0,1/-1 17:50	MIN	0-0,3/0 12:43	MIN
Oct 16	@ MIN	0-0,3/0 17:16	0-0,0/0 10:38	DND	0-0,1/0 20:25	MIN	0-0,3/0 10:39	MIN
Oct 18	@ CHI	0-1,4/-1 17:46	0-0,0/0 13:11	DND	0-1,0/2 20:21	MIN	1-0,3/2 15:22	MIN
Oct 20	@ WPG	0-0,1/0 18:32	0-0,2/0 06:24	DND	0-0,2/1 14:53	MIN	0-0,4/1 15:30	MIN
Oct 23	@ CBJ	0-0,2/2 20:00	0-0,2/0 12:20	DND	0-0,0/0 17:41	MIN	0-0,1/-1 15:52	MIN
Oct 25	Vs VAN	0-1,2/3 18:08	0-0,2/0 12:12	DND	0-0,0/-1 17:56	MIN	1-0,4/1 12:04	MIN
Oct 27	Vs TBL	0-0,1/4 17:59	0-0,1/0 14:15	DND	0-1,3/1 17:51	MIN	0-0,2/0 11:32	MIN
Oct 30	Vs OTT	DND	DND	0-0,1/-1 12:01	0-0,2/1 19:29	MIN	0-0,1/1 11:44	MIN
Nov 2	Vs CAR	DND	DND	0-0,0/-1 11:34	0-0,0/0 21:39	MIN	0-0,0/0 12:10	MIN
Nov 5	Vs PHI	0-1,4/-4 17:03	DND	DND	0-0,1/1 21:49	MIN	0-0,1/0 14:41	MIN
Nov 8	@ PHI	0-0,0/-2 21:38	DND	DND	0-0,2/0 26:23	MIN	0-0,1/1 13:23	MIN
Nov 10	@ PIT	0-0,5/-1 18:26	0-0,3/-1 12:03	0-0,1/-1 15:32	0-0,2/-1 18:17	MIN	0-0,2/0 11:00	MIN
Nov 11	@ WSH	0-0,1/1 14:56	0-0,0/0 11:41	0-0,0/1 10:35	0-0,1/0 20:28	MIN	DNP	MIN
Nov 13	@ DET	0-0,0/0 17:08	DND	DND	0-0,1/-3 17:58	MIN	1-0,2/0 12:26	MIN
Nov 15	Vs NSH	0-1,0/1 19:57	0-0,0/0 11:15	0-0,0/0 10:49	1-0(W),3/0 19:25	MIN	0-0,1/0 11:51	MIN
Nov 17	Vs BOS	0-0,3/0 20:10	SUS	0-0,0/0 18:45	INJ	MIN	0-0,0/-1 09:27	MIN
Nov 21	Vs VGK	0-0,1/0 20:02	SUS	0-0,2/-1 14:50	INJ	MIN	0-0,0/0 10:32	MIN
Nov 23	Vs COL	0-0,1/-1 16:15	DND	0-0,0/-1 15:26	INJ	MIN	0-0,2/0 11:51	MIN
Nov 25	Vs CGY	0-0,0/0 19:20	DND	0-0,0/0 15:27	INJ	MIN	0-0,2/0 12:26	MIN
Nov 27	@ MIN	0-0,0/1 20:04	2-1(W),2/3 11:56	DND	INJ	MIN	1-1,1/2 11:36	MIN
Nov 29	@ NSH	0-0,2/0 20:25	0-0,0/0 11:55	DND	INJ	MIN	0-0,1/0 11:39	MIN
Dec 1	Vs STL	0-0,1/1 19:08	0-1,1/1 12:52	DND	INJ	MIN	0-0,2/0 12:18	MIN
Dec 4	@ LAK	0-0,0/0 19:53	0-1,0/1 12:26	DND	INJ	MIN	1-0,2/1 11:33	MIN
Dec 6	Vs WSH	0-0,2/-1 21:43	0-0,0/1 12:42	DND	INJ	MIN	1-0,2/0 11:10	MIN
Dec 8	Vs SJS	0-0,0/-1 19:15	0-0,2/-1 12:09	DND	INJ	MIN	0-0,1/-1 12:28	MIN
Dec 11	@ BOS	DND	0-1,0/1 16:36	0-0,1/-2 15:45	INJ	1-0,3/1 09:08	0-0,1/-3 10:28	MIN
Dec 13	@ BUF	0-0,1/0 19:39	0-0,1/-1 14:26	DND	INJ	0-0,1/0 11:37	0-0,0/-1 13:37	MIN
Dec 14	@ NYR	0-0,0/1 20:41	1-0,1/1 13:09	DND	INJ	0-0,1/0 06:47	0-0,0/0 10:10	MIN
Dec 16	@ CAR	0-0,2/-1 19:35	0-0,3/0 14:35	DND	INJ	DND	0-0,1/0 10:35	MIN
Dec 18	Vs NYI	0-0,1/-1 19:08	0-0,3/0 16:28	0-0,0/-1 12:59	INJ	MIN	0-0,0/1 08:39	MIN
Dec 20	Vs MTL	DND	0-0,1/0 14:20	0-0,4/-1 11:21	INJ	MIN	0-0,2/0 09:18	MIN
Dec 22	Vs COL	DND	0-0,3/0 16:33	0-1,0/-1 12:22	INJ	DND	0-0,0/1 08:52	MIN
Dec 23	@ SJS	DND	0-0,0/-2 17:28	0-0,0/-1 12:39	INJ	DND	0-0,2/0 09:38	MIN
Dec 27	@ LAK	DND	0-0,2/-1 13:33	0-0,1/0 13:24	INJ	0-0,0/0 09:36	0-0,1/-1 11:59	MIN
Dec 29	@ ANA	0-0,0/0 17:01	0-0,1/-1 12:13	0-1,1/1 12:28	INJ	MIN	0-1,1/1 11:14	MIN
Dec 30	Vs VGK	0-0,2/-1 15:09	0-0,1/-1 11:53	0-0,2/-1 13:40	INJ	MIN	0-0,4/-1 11:09	MIN
Jan 2	Vs EDM	0-1,2/1 19:22	0-0,2/1 13:48	0-0,1/0 15:56	INJ	MIN	0-0,0/0 13:04	MIN
Jan 4	Vs NJD	INJ	0-0,1/-1 15:44	0-0,0/1 16:39	INJ	MIN	0-0,1/-1 14:34	MIN
Jan 6	Vs NYR	INJ	0-1,0/1 12:07	0-0,0/0 18:12	INJ	MIN	0-1,2/1 12:00	MIN
Jan 10	@ VAN	DND	DND	0-0,0/1 15:23	INJ	DND	0-0,1/0 13:03	MIN
Jan 12	@ EDM	DND	0-0,1/0 14:55	0-0,0/-1 14:50	INJ	MIN	0-1,1/0 14:22	MIN
Jan 13	@ CGY	DND	0-0,0/-1 12:16	0-0,1/-1 15:41	INJ	MIN	0-0,1/-1 12:12	MIN
Jan 16	Vs SJS	DND	1-0,3/1 16:34	0-1,0/0 16:14	INJ	MIN	1-1,1/2 13:17	MIN
Jan 18	Vs PIT	DND	0-0,1/0 13:12	0-0,2/-1 12:03	INJ	MIN	0-0,2/0 14:26	MIN
Jan 20	@ TOR	DND	0-0,1/1 13:43	0-0,0/0 15:17	INJ	MIN	1-1,3/2 15:33	MIN
Jan 22	@ OTT	0-1,3/0 20:48	0-0,3/-2 12:54	DND	INJ	MIN	0-0,1/-2 13:30	MIN
Jan 23	@ MTL	0-0,1/0 18:37	0-0,1/0 12:18	0-0,1/-1 13:11	INJ	MIN	0-0,1/0 12:29	MIN
Feb 2	@ SJS	0-0,4/1 16:29	1-0,2/0 13:10	0-0,0/1 11:48	INJ	DND	0-1,4/0 13:59	MIN
Feb 4	@ DAL	1-0,3/2 16:49	0-1,2/1 11:43	0-1,1/0 11:30	INJ	DND	0-1,1/2 12:35	MIN
Feb 5	@ NSH	INJ	0-0,5/-1 14:02	0-0,0/0 11:38	INJ	MIN	0-0,0/0 14:34	0-0,1/-2 15:56
Feb 7	Vs CBJ	0-0,1/0 18:25	0-0,0/0 10:55	DND	INJ	DND	0-0,4/0 12:48	0-0,0/0 16:13
Feb 9	Vs DAL	0-0,2/0 19:05	0-0,2/0 15:40	DND	INJ	DND	0-0,2/0 15:41	INJ
Feb 12	@ VGK	0-0,2/-1 18:33	1-0,4/0 12:21	DND	INJ	0-0,0/-1 10:39	0-0,0/0 13:56	INJ
Feb 14	Vs STL	0-0,0/-1 16:22	0-0,0/0 14:58	DND	INJ	DND	0-0,0/0 13:21	INJ
Feb 16	Vs TOR	DND	1-0,3/1 16:50	0-0,4/1 12:54	INJ	MIN	0-1,2/1 20:34	INJ
Feb 18	@ CGY	DND	0-0,1/-2 14:44	0-0,1/1 14:11	INJ	DND	0-0,2/-2 15:29	INJ
Feb 19	@ EDM	0-0,0/-1 17:15	1-0,2/-1 13:45	DND	INJ	DND	0-0,1/0 14:19	INJ
Feb 21	@ VAN	0-0,1/-1 19:13	0-1,0/1 17:41	DNP	INJ	MIN	1-0,2/1 16:46	INJ
Feb 24	Vs WPG	DND	1-0,2/2 16:33	0-0,0/1 12:35	INJ	MIN	1-0(W),2/2 15:51	INJ
Feb 26	Vs FLA	DND	0-1,1/1 17:19	0-0,0/-2 09:15	INJ	MIN	0-1,3/1 17:51	INJ
Feb 28	Vs VAN	DND	0-0,1/0 14:09	0-0,1/0 11:14	INJ	MIN	0-1,2/1 14:07	INJ
Mar 2	Vs DET	0-0,0/0 17:05	1-0,4/1 15:21	DND	MIN	MIN	0-0,4/1 15:21	INJ
Mar 5	Vs ANA	0-1,0/1 15:38	0-1,2/0 13:00	DND	0-0,0/1 14:08	MIN	1-0,2/0 12:24	INJ
Mar 7	Vs CGY	DND	0-0,0/0 15:02	DND	0-0,0/0 20:53	MIN	0-0,1/0 13:52	INJ
Mar 9	Vs LAK	DND	0-0,0/-1 13:19	DNP	0-0,0/1 16:42	MIN	0-0,4/-1 12:58	INJ
Mar 11	@ CHI	DND	0-0,3/-2 13:02	DNP	0-0,2/1 20:09	MIN	0-0,2/-2 14:43	INJ
Mar 12	@ STL	DND	0-0,1/0 14:32	0-0,1/0 14:31	0-0,0/1 25:35	MIN	0-0,1/0 14:14	INJ
Mar 14	Vs ANA	DND	0-0,0/0 14:22	0-0,0/2 17:56	1-1(W),1/1 19:42	MIN	0-0,0/0 13:39	INJ
Mar 16	Vs EDM	DND	0-0,1/0 14:04	DND	0-0,0/1 20:25	MIN	0-0,0/0 12:57	INJ
Mar 18	@ TBL	DND	0-0,1/-2 10:54	DND	0-0,1/0 19:27	MIN	0-0,1/-2 12:41	INJ
Mar 21	@ FLA	DND	0-0,0/0 11:40	DND	0-0,2/0 18:29	MIN	0-0,0/0 12:30	INJ
Mar 23	@ NJD	DND	0-0,1/0 12:09	DND	0-0,1/0 22:01	MIN	0-0,2/0 15:17	INJ
Mar 24	@ NYI	DND	0-0,2/-1 13:03	0-0,0/0 15:29	0-0,0/0 20:59	MIN	0-0,3/-1 12:51	INJ
Mar 26	Vs CHI	DND	0-0,3/0 15:47	DND	0-0,0/0 19:53	MIN	0-0,3/0 17:03	INJ
Mar 29	@ COL	0-0,1/0 15:39	0-0,1/0 13:26	DND	0-1,1/1 21:14	MIN	0-0,3/0 13:56	INJ
Mar 31	Vs MIN	0-0,1/0 14:07	2-1,2/3 14:06	DND	0-1,1/3 21:30	MIN	0-1,3/2 14:54	INJ
Apr 2	Vs LAK	0-0,2/-1 11:55	0-0,2/-1 10:12	DND	0-0,5/-1 21:14	MIN	0-0,1/-1 10:20	INJ
Apr 4	@ VGK	0-0,1/1 21:00	0-0,0/2 13:11	DND	0-1,0/0 18:13	MIN	0-2,4/2 13:48	INJ
Apr 6	Vs WPG	0-0,1/-3 15:39	0-0,0/0 14:53	DNP	0-0,2/1 22:09	MIN	0-0,2/0 14:48	INJ

Date	Opp.	OESTERLE # 82	GARLAND # 83	MISKA # 1	PICKARD # 30	HILL # 31	RAANTA # 32	KUEMPER # 35
Oct 4	@ DAL	0-0,0/-1 14:05	MIN	MIN		MIN	3/25 L 60:00	DNP
Oct 6	Vs ANA	DND	MIN	MIN		MIN	1/20 L 59:05	DNP
Oct 10	@ ANA	DND	MIN	MIN		MIN	2/25 W 64:41	DNP
Oct 13	Vs BUF	DND	MIN	MIN		MIN	3/23 L 60:00	DNP
Oct 16	@ MIN	0-1,3/0 18:13	MIN	MIN		MIN	DNP	2/28 L 58:30
Oct 18	@ CHI	0-1,0/1 18:04	MIN	MIN		MIN	1/34 W 60:00	DNP
Oct 20	@ WPG	0-0,1/-2 18:26	MIN	MIN		MIN	4/31 L 58:41	DNP
Oct 23	@ CBJ	0-1,0/0 17:03	MIN	MIN		MIN	DNP	1/36 W 60:00
Oct 25	Vs VAN	0-0,1/1 15:31	MIN	MIN		MIN	DNP	1/28 W 60:00
Oct 27	Vs TBL	1-0,1/1 17:52	MIN	MIN		MIN	1/31 W 60:00	DNP
Oct 30	Vs OTT	0-0,0/1 19:09	MIN	MIN		MIN	1/26 W 59:19	DNP
Nov 2	Vs CAR	0-0,0/0 16:08	MIN	MIN		MIN	3/51 W 61:17	DNP
Nov 5	Vs PHI	0-0,0/-2 17:07	MIN	MIN		MIN	DNP	4/33 L 59:20
Nov 8	@ PHI	0-0,1/-2 19:35	MIN	DNP		MIN	INJ	5/31 O 61:01
Nov 10	@ PIT	0-0,0/-3 20:54	MIN	DNP		MIN	INJ	4/32 L 60:00
Nov 11	@ WSH	0-0,1/0 21:45	MIN	DNP		MIN	INJ	1/39 W 59:55
Nov 13	@ DET	0-0,0/-1 16:25	MIN	1/9 18:16		MIN	INJ	5/17 L 41:44
Nov 15	Vs NSH	0-0,3/0 20:08	MIN	DNP		MIN	INJ	1/46 W 59:08
Nov 17	Vs BOS	0-0,1/0 15:08	MIN	DNP		MIN	INJ	2/23 L 58:32
Nov 21	Vs VGK	DND	MIN	DNP		MIN	INJ	3/25 O 63:35
Nov 23	Vs COL	DND	MIN	MIN		MIN	5/39 L 60:00	DNP
Nov 25	Vs CGY	DND	MIN	MIN		0/1 15:57	6/26 L 44:03	INJ
Nov 27	@ MIN	0-1,0/2 17:23	MIN	DND		0/5 W 20:00	3/20 40:00	INJ
Nov 29	@ NSH	0-0,0/1 13:08	MIN	DNP		0/29 W 60:00	INJ	INJ
Dec 1	Vs STL	0-0,1/2 20:45	MIN	MIN	DNP	1/26 W 59:49	INJ	INJ
Dec 4	@ LAK	0-0,4/-1 19:06	MIN	MIN	DNP	1/26 W 60:00	INJ	INJ
Dec 6	Vs WSH	0-1,3/1 17:46	MIN	MIN	DNP	3/28 L 58:16	INJ	INJ
Dec 8	Vs SJS	0-0,2/-2 18:01	0-0,1/-1 10:30	MIN	DNP	4/32 L 59:10	INJ	INJ
Dec 11	@ BOS	0-0,4/0 19:18	0-0,3/1 12:30	MIN	DND	DNP	INJ	4/26 L 58:46
Dec 13	@ BUF	0-0,1/1 17:21	0-0,3/0 16:33	MIN	DND	DND	INJ	3/33 L 57:07
Dec 14	@ NYR	1-0,2/2 19:39	0-0,5/0 15:35	MIN	DND	3/30 W 64:28	INJ	DNP
Dec 16	@ CAR	0-0,1/0 19:18	0-0,2/0 10:32	MIN	DND	3/27 L 60:00	INJ	DNP
Dec 18	Vs NYI	DND	0-0,2/-1 13:31	MIN	DND	DNP	INJ	3/32 L 57:26
Dec 20	Vs MTL	0-0,2/-1 18:17	0-0,3/0 10:17	MIN	DND	DNP	INJ	2/28 L 58:42
Dec 22	Vs COL	0-0,1/0 14:21	1-0,1/1 09:24	MIN	DND	4/28 W 60:00	INJ	DNP
Dec 23	@ SJS	0-0,0/1 14:53	1-0,2/1 12:10	MIN	DND	DNP	INJ	3/38 W 65:00
Dec 27	@ LAK	0-0,1/0 15:06	0-1,2/0 11:41	MIN	DND	DNP	INJ	2/26 L 58:07
Dec 29	@ ANA	DND	0-1,4/1 11:32	MIN	DND	4/41 W 60:24	INJ	DNP
Dec 30	Vs VGK	DND	0-0,3/-2 14:41	MIN	DNP	DND	INJ	5/37 L 59:55
Jan 2	Vs EDM	0-0,3/1 18:40	0-0,1/0 12:36	MIN	MIN	2/23 L 58:17	INJ	DNP
Jan 4	Vs NJD	0-0,0/-2 19:21	1-0,2/2 16:09	MIN	MIN	DNP	INJ	2/35 O 65:00
Jan 6	Vs NYR	0-1,0/2 20:09	2-0(W),7/2 13:17	MIN	MIN	DNP	INJ	0/23 W 60:00
Jan 10	@ VAN	0-0,2/1 22:38	1-0,1/1 16:41	MIN	MIN	DNP	INJ	3/36 W 64:09
Jan 12	@ EDM	1-1,3/1 21:10	2-0(W),5/0 08:27	MIN	MIN	DNP	INJ	2/25 W 60:00
Jan 13	@ CGY	1-0,1/-4 19:57	0-0,3/0 15:44	MIN	MIN	7/26 L 60:00	INJ	DNP
Jan 16	Vs SJS	0-0,2/2 22:20	0-0,4/0 11:27	MIN	DNP	MIN	INJ	3/29 W 60:00
Jan 18	Vs PIT	0-0,2/1 23:01	0-1,1/0 15:29	MIN	DNP	MIN	INJ	3/35 O 64:10
Jan 20	@ TOR	0-2,0/2 22:42	0-0,2/-1 13:12	MIN	DNP	MIN	INJ	2/26 W 60:00
Jan 22	@ OTT	0-0,1/-1 22:41	0-0,1/0 08:07	MIN	DNP	MIN	INJ	2/27 W 60:00
Jan 23	@ MTL	0-0,0/0 20:49	1-0,3/-1 14:50	MIN	2/24 L 59:33	MIN	INJ	DNP
Feb 2	@ SJS	0-0,0/1 21:39	1-0,1/1 14:06	MIN	DNP	MIN	INJ	3/35 O 62:49
Feb 4	@ DAL	0-1,1/1 21:35	0-0,1/0 16:00	MIN	DNP	MIN	INJ	5/29 L 57:42
Feb 5	@ NSH	0-1,1/1 25:15	0-0,0/0 11:38	MIN	4/46 L 57:43	DNP	INJ	INJ
Feb 7	Vs CBJ	1-1,1/0 22:17	1-0,2/1 16:46	MIN	DNP	MIN	INJ	4/33 L 57:32
Feb 9	Vs DAL	0-1,1/0 16:44	0-0,2/-1 11:12	MIN	DNP	MIN	INJ	2/35 W 60:00
Feb 12	@ VGK	1-0,1/-1 19:06	0-0,7/0 12:11	MIN	DNP	MIN	INJ	2/43 W 60:00
Feb 14	Vs STL	0-0,0/0 18:32	0-0,3/-1 15:26	MIN	DNP	MIN	INJ	4/24 L 60:00
Feb 16	Vs TOR	0-1,1/1 19:52	0-0,1/0 06:55	MIN	DNP	MIN	INJ	0/22 W 60:00
Feb 18	@ CGY	0-0,4/1 20:47	1-0,4/1 12:45	MIN	4/32 L 58:45	MIN	INJ	DNP
Feb 19	@ EDM	0-0,0/0 21:48	0-0,1/0 15:51	MIN	DNP	MIN	INJ	2/37 W 65:00
Feb 21	@ VAN	0-0,2/-1 19:37	0-0,6/0 11:43	MIN	DNP	MIN	INJ	2/32 W 61:54
Feb 24	Vs WPG	0-0,0/0 17:59	0-0,5/0 09:06	MIN	DNP	MIN	INJ	1/35 W 60:00
Feb 26	Vs FLA	0-0,1/-2 15:58	0-0,0/-1 09:16	MIN	DNP	MIN	INJ	3/27 W 64:57
Feb 28	Vs VAN	0-0,0/0 18:57	0-0,1/0 10:22	MIN	DNP	MIN	INJ	2/39 W 60:00
Mar 2	Vs DET	0-0,0/0 18:15	0-0,6/0 11:49	MIN	DNP	MIN	INJ	1/23 W 60:00
Mar 5	Vs ANA	INJ	0-0,0/0 14:15	MIN	DNP	MIN	INJ	3/31 L 57:07
Mar 7	Vs CGY	0-0,0/0 16:43	DND	MIN	DNP	MIN	INJ	0/30 W 60:00
Mar 9	Vs LAK	0-0,1/2 17:11	DND	MIN	DNP	MIN	INJ	2/36 W 59:07
Mar 11	@ CHI	0-0,1/-1 21:52	DND	MIN	3/18 33:34	MIN	INJ	4/16 L 26:26
Mar 12	@ STL	0-0,0/0 18:06	DND	MIN	DNP	MIN	INJ	1/40 W 60:00
Mar 14	Vs ANA	0-0,0/2 23:57	DND	MIN	DNP	MIN	INJ	1/37 W 60:00
Mar 16	Vs EDM	0-0,0/0 18:26	0-1,0/0 14:23	MIN	DNP	MIN	INJ	3/25 O 60:58
Mar 18	@ TBL	0-0,1/-2 17:33	0-0,2/-1 15:25	MIN	DNP	MIN	INJ	2/22 L 59:08
Mar 21	@ FLA	0-0,2/-1 20:48	0-0,3/-2 14:19	MIN	DNP	MIN	INJ	3/21 L 57:56
Mar 23	@ NJD	0-0,2/0 18:37	0-1,1/1 10:31	MIN	DNP	MIN	INJ	1/32 O 65:00
Mar 24	@ NYI	0-0,1/0 21:01	DND	MIN	DNP	MIN	INJ	2/26 L 57:56
Mar 26	Vs CHI	0-0,1/0 20:17	DND	MIN	DNP	MIN	INJ	0/31 W 60:00
Mar 29	@ COL	0-0,3/0 20:27	DND	MIN	DNP	MIN	INJ	2/27 O 64:38
Mar 31	Vs MIN	0-0,1/0 12:34	0-0,0/1 12:07	MIN	DNP	MIN	INJ	0/39 W 59:57
Apr 2	Vs LAK	0-0,1/0 15:06	0-0,4/0 14:05	MIN	0/5 15:16	MIN	INJ	2/18 L 43:01
Apr 4	@ VGK	DND	1-0,7/1 12:37	MIN	DNP	DNP	INJ	1/38 W 60:00
Apr 6	Vs WPG	0-0,2/-2 17:15	0-0,0/-2 13:25	MIN	4/32 L 57:47	MIN	INJ	DNP

	2002-03	2003-04	2005-06	2006-07	2007-08	2008-09	2009-10	2010-11	2011-12	2012-13	2013-14	2014-15	2015-16	2016-17	2017-18	2018-19
Scoring first:	21-4-5-3	16-8-9-3	23-9-5	18-8-3	27-4-4	21-14-1	36-3-3	31-5-6	33-4-6	14-1-4	29-12-5	14-16-3	23-13-6	21-14-5	23-16-7	29-14-4
Opponent scoring first:	10-31-6-2	6-28-9-3	15-30-0	13-38-2	11-33-3	15-25-6	14-22-4	12-21-7	9-23-7	7-17-5	8-18-10	10-34-5	12-26-2	9-28-5	6-25-5	10-21-4
Leading after 1 period:	16-2-2-1	9-4-5-2	17-5-2	15-4-2	14-5-1	16-5-0	23-1-0	18-2-5	22-2-2	13-1-2	23-6-3	12-9-2	14-9-3	16-6-0	15-6-4	20-6-2
Trailing after 1 period:	6-24-3-1	2-25-6-3	6-24-1	7-32-2	7-23-2	4-17-2	6-16-4	9-13-2	3-18-2	2-11-5	6-15-6	7-23-1	4-24-2	5-22-5	3-19-3	5-16-1
Tied after 1 period:	9-9-6-3	11-7-7-1	15-10-2	9-10-1	17-9-4	16-17-5	21-8-3	16-11-6	17-7-9	6-6-2	8-9-6	5-18-5	17-6-3	9-14-5	11-16-5	14-13-5
Leading after 2 periods:	19-1-3-0	14-1-3-1	24-3-3	19-1-4	27-4-2	27-1-1	33-1-2	32-2-2	33-1-0	15-0-1	23-6-4	14-1-2	21-2-3	19-0-4	21-6-4	29-1-1
Trailing after 2 periods:	2-28-5-2	4-30-7-0	7-31-2	5-38-1	2-29-3	3-33-4	7-20-2	7-20-4	4-22-5	2-14-4	7-19-6	2-35-2	2-32-2	6-33-2	4-26-4	3-26-4
Tied after 2 periods:	10-6-3-3	4-5-8-5	7-5-0	7-7-0	9-4-2	6-5-2	10-4-1	4-4-7	5-4-8	4-4-4	7-5-5	8-14-4	12-5-3	5-9-4	4-9-4	7-8-3
1-goal games:	14-11-0-5	13-12-0-6	19-11-5	16-13-5	18-11-7	17-18	29-6-7	21-8-13	17-11-3	8-6-9	20-7-15	14-12-8	17-10-8	20-12-10	16-10-12	16-8-8
2-goal games:	8-9	4-7	4-10	6-7	8-12	9-8	8-8	10-6	11-3	7-5	9-14	3-12	6-9	5-8	3-15	7-12
3-goal games:	9-15	5-17	9-10	6-13	7-9	9-10	8-7	12-12	14-13	6-7	8-9	7-26	12-20	5-22	10-16	16-15
4-goal games:	3-6	1-3	6-4	2-9	4-2	1-6	4-3	3-3	3-2	4-4	1-2	1-7	5-4	0-2	0-2	2-4
5-or more goal games:	1-2	1-5	0-4	1-4	1-3	0-4	1-1	1-3	1-1	0-0	1-1	1-7	0-2	1-1	3-2	4-4
Scoring 4 or more goals:	17-0-1-1	6-3-2-2	23-6-2^	14-2-2^	23-1-1^	19-2-2^	19-0-1^	22-0-1^	22-0-1^	12-2-1	16-1-2	12-0-0	19-4-2	13-1-2	15-5-1	23-1-1
Scoring 3 or less goals:	14-35-10-4	16-33-16-4	15-33-3^	17-44-3^	15-36-6^	17-37-5^	31-25-6^	21-24-12^	21-28-11	9-16-8	21-29-13	12-50-8	16-34-7	17-41-8	15-36-11	16-34-7
Allowing 4 or more goals:	1-23-1-3	2-26-2-3	4-26-2^	6-36-3^	2-20-1^	3-25-3^	4-16-2^	2-14-7^	3-18-1^	3-11-3	2-17-6	3-29-1	0-27-4	2-22-2	1-29-4	2-20-1
Allowing 3 or less goals:	30-12-10-2	20-10-16-3	34-13-3^	25-10-2^	36-17-6^	33-14-4^	46-9-5^	41-11-6^	38-11-11	18-7-6	27-22-8	21-21-7	35-12-4	28-20-8	29-12-8	37-15-7
Outshooting opponent:	14-14-3-4	6-9-6-2	18-17-3	16-15-1	21-16-2	13-8-1	22-14-4	12-8-5	14-14-3	11-6-6	11-17-10	10-14-2	11-18-2	6-10-1	12-19-3	17-20-3
Outshot by opponent:	16-20-8-1	16-25-12-2	19-20-2	14-30-4	16-21-3	20-28-6	26-7-3	30-15-7	25-11-9	9-11-3	23-11-4	14-35-5	23-21-6	24-31-9	16-21-9	22-14-5
Even shots:	1-1-0-0	0-2-0-2	1-2-0	1-1-0	1-0-2	3-3-0	2-4-0	1-3-1	3-2-1	1-1-0	3-2-1	0-1-1	1-0-0	0-1-0	1-1-0	0-1-0
vs Northeast Division:	2-4-0-0	1-3-1-0	3-2-0	0-0-0	2-3-0	2-4-0	3-3-0	2-2-2	3-0-2	0-0-0						
vs Atlantic Division:	4-2-0-1	1-3-0-2	0-0-0	3-2-0	3-2-0	2-3-1	4-1-1	2-2-2	2-4-1	0-0-0						
vs Southeast Division:	4-4-1-0	3-2-1-1	3-2-0	3-2-0	0-0-0	4-2-0	4-2-0	2-2-2	3-3-0	0-0-0						
vs EASTERN CONF:	10-10-1-1	5-8-2-3	6-4-0	6-4-0	5-5-0	8-9-1	11-6-1	6-6-6	8-7-3	0-0-0						
vs Central Division:	8-8-3-1	6-5-9-0	10-8-2	10-10-0	8-10-2	6-11-3	13-5-2	12-5-3	8-9-3	6-7-2						
vs Pacific Division:	6-7-4-3	8-10-4-2	15-15-2	9-18-5	19-11-2	13-9-2	13-7-4	11-12-1	13-6-5	9-7-2						
vs Northwest Division:	7-10-3-0	3-13-3-1	7-12-1	6-14-0	6-11-3	9-10-1	13-7-0	14-3-3	13-5-2	6-4-5						
vs WESTERN CONF:	21-25-10-4	17-28-16-3	32-35-5	25-42-5	33-32-7	28-30-6	39-19-6	37-20-7	34-20-10	21-18-9						
Overtime, Home:	3-2-06	4-4-07	5-1-03	4-2-01	5-0-4	4-0-3	8-0-2									
Overtime, Road:	1-3-05	1-2-11	5-1-00	3-1-01	4-1-02	0-4-0	11-1-04									
Overtime, Overall:	4-5-11	5-6-18	10-2-03	7-3-02	9-1-06	4-4-03	19-1-6									

2013-14

vs Atlantic Division:	8-5-3
vs Metropolitan Division:	9-5-2
vs EASTERN CONF:	17-10-5
vs Central Division:	6-11-4
vs Pacific Division:	14-9-6
vs WESTERN CONF:	20-20-10

2014-15

vs Atlantic Division:	6-10-0
vs Metropolitan Division:	4-9-3
vs EASTERN CONF:	10-19-3
vs Central Division:	2-14-5
vs Pacific Division:	12-17-0
vs WESTERN CONF:	14-31-5

2015-16

vs Atlantic Division:	7-8-1
vs Metropolitan Division:	4-10-2
vs EASTERN CONF:	11-18-3
vs Central Division:	8-11-2
vs Pacific Division:	16-10-3
vs WESTERN CONF:	24-21-5

2016-17

vs Atlantic Division:	6-7-3
vs Metropolitan Division:	7-8-1
vs EASTERN CONF:	13-15-4
vs Central Division:	5-14-1
vs Pacific Division:	12-12-5
vs WESTERN CONF:	17-26-6

2017-18

vs Atlantic Division:	7-9-0
vs Metropolitan Division:	5-8-3
vs EASTERN CONF:	12-17-3
vs Central Division:	7-12-2
vs Pacific Division:	10-12-7
vs WESTERN CONF:	17-24-9

2018-19

vs Atlantic Division:	7-9-0
vs Metropolitan Division:	5-7-4
vs EASTERN CONF:	12-16-4
vs Central Division:	11-9-1
vs Pacific Division:	16-10-3
vs WESTERN CONF:	27-18-4

^ Does not include goals credited for shootout wins since 2005-06

* Under new division alignment

A COYOTES PLAYER SCORES A GOAL, TALLIES AN ASSIST, A POINT OR RECORDS A MULTI-POINT GAME...

Player	Goal	Assist	Point	Multi-Point	Player	Goal	Assist	Point	Multi-Point
Archibald	9-0-1	7-3-0	14-3-1	2-0-0	Hjalmarsson	-	8-0-1	8-0-1	1-0-0
Bunting	0-1-0	-	0-1-0	-	Keller	9-3-1	19-6-2	26-9-3	6-2-0
Chychrun	4-1-0	10-2-2	13-3-2	2-0-0	Kempe	3-1-0	4-0-1	7-1-1	-
Connauton	0-1-0	4-3-0	4-4-0	-	Kuemper	-	2-0-0	2-0-0	-
Cousins	6-1-0	9-8-1	14-9-1	2-1-0	Lyubushkin	-	3-1-0	3-1-0	-
Crouse	8-3-0	11-1-1	16-4-1	4-0-0	Oesterle	4-2-0	8-5-0	11-6-0	2-1-0
Demers	2-0-0	5-0-1	6-0-1	1-0-0	Panik	10-3-0	11-4-0	16-7-0	8-0-0
Dvorak	1-0-0	3-2-0	4-2-0	1-0-0	Perlini	1-1-0	3-1-0	4-2-0	-
Ekman-Larsson	8-2-3	19-5-3	25-7-5	3-1-2	Raanta	-	1-0-0	1-0-0	-
Fischer	5-3-1	5-1-0	9-4-1	3-0-0	Richardson	8-6-1	5-2-0	13-6-1	3-2-0
Galchenyuk	9-4-1	13-3-3	17-7-4	8-0-0	Schmaltz	3-2-0	6-1-0	7-3-0	4-0-0
Garland	6-3-2	1-1-3	7-4-5	2-0-0	Stepan	8-1-3	12-3-0	18-4-3	8-0-1
Goligoski	3-0-0	13-5-1	15-5-1	5-0-0	Strome	2-1-0	2-1-0	4-2-0	-
Grabner	5-1-1	4-3-1	9-4-1	2-0-1	Weal	0-1-0	1-0-0	1-1-0	-
Hinostrroza	10-2-0	10-4-3	17-6-3	8-0-1					

RECORD WHEN THE COYOTES SCORE 0, 1, 2, 3, 4, or 5 POWER PLAY GOALS

0 PPG	1 PPG	2 PPG	3 PPG	4 PPG	5 PPG
18-23-4	17-12-4	4-0-0	-	-	-

RECORD WHEN THE COYOTES ALLOW 0, 1, 2, 3, 4, or 5 POWER PLAY GOALS

0 PPG	1 PPG	2 PPG	3 PPG	4 PPG	5 PPG
29-20-6	9-13-0	0-1-2	1-1-0	-	-

RECORD WHEN THE COYOTES PLAY ON THIS DAY OF THE WEEK

Sun	Mon	Tue	Wed	Thu	Fri	Sat
6-5-0	0-5-0	10-7-0	2-2-1	10-8-1	2-1-3	9-7-34

RECORD WHEN THE COYOTES PLAY IN THIS MONTH

Oct	Nov	Dec	Jan	Feb	Mar	Apr
6-5-0	5-6-2	6-9-0	6-3-2	8-5-1	7-5-3	1-2-0

2018-19 MISCELLANEOUS STATS

Power-Play Scoring

	G	A	Pts
Alex Galchenyuk	9	12	21
Oliver Ekman-Larsson	5	14	19
Clayton Keller	1	18	19
Jakob Chychrun	3	5	8
Nick Schmaltz	5	3	8
Alex Goligoski	1	6	7
Jordan Oesterle	3	4	7
Conor Garland	4	2	6
Vinnie Hinostrroza	3	2	5
Nick Cousins	1	2	3
Derek Stepan	1	2	3
Richard Panik	0	2	2
Jason Demers	0	1	1
Christian Dvorak	1	0	1

Goals by Period

	1	2	3	OT	T	Avg
Arizona Coyotes	62	77	65	5	209	2.5
Opponents	59	80	76	5	220	2.7

Shots by Period

	1	2	3	OT	T	Avg
Arizona Coyotes	835	840	822	24	2521	30.7
Opponent	822	843	808	54	2527	30.8

Power-Play

	G	Att	Pct
Overall:	42	258	16.3% (26th - NHL)
Home:	22	140	15.7% (24th - NHL)
Road:	20	118	16.9 (23rd - NHL)

Situational Goals

	For	Against
5 on 5	132	157
5 on 4	36	7
5 on 3	3	0
4 on 4	3	4
4 on 3	2	0
3 on 3	5	4
3 on 4	0	2
3 on 5	0	1
4 on 5	15	30
Empty Net	12	11
Penalty Shots	0	1
Total	209	220

Shorthanded Scoring

	G	A	Pts
Michael Grabner	6	3	9
Brad Richardson	3	3	6
Oliver Ekman-Larsson	1	2	3
Derek Stepan	3	0	3
Kevin Connauton	0	2	2
Lawson Crouse	2	0	2
Alex Goligoski	0	2	2
Niklas Hjalmarsson	0	2	2
Josh Archibald	0	1	1
Richard Panik	1	0	1

Penalty Killing

	PPGA	Att	Pct
Overall:	34	226	85.0% (1st - NHL)
Home:	17	118	85.6% (2nd - NHL)
Road:	17	108	84.3% (4th - NHL)

Penalties

	GP	Min	Avg.
	82	579	7.1 (4th - NHL)

TEAM RECORD		2018-19 SEASON RECORD		ALL TIME FRANCHISE RECORD
Winning streak	6	Feb. 19- Mar. 2	9	Mar. 8-27, 1985
Winning streak, home	5	Feb. 16- Mar. 2	10	Nov. 21 - Dec. 29, 2009
Winning streak, road	3	2 times (last: Dec. 29- Jan. 12)	8	Feb. 25-Apr. 6, 1985
Point streak	6	Feb. 19- Mar. 2	14	Oct. 25-Nov. 28, 1998 (12-0-2)
Undefeated streak, home	6	Mar. 7-31	11	Oct. 15-Dec. 20, 1998 (10-0-1)
Undefeated streak, road	3	2 times (last: Dec. 29- Jan. 12)	9	Feb. 25-Apr. 7, 1985 (8-0-1)
Losing streak	4	2 times (last: Feb. 2-7)	10	Nov. 30- Dec. 20, 1980
				Feb. 6-25, 1994
				Feb. 10 - Mar. 3, 2015
Losing streak, home	4	2 times (last: Dec. 8-20)	6	Oct. 6 - Nov. 3, 2007
				Jan. 27 - Feb. 16, 2009
				Mar. 12 - 30, 2015
Losing streak, road	2	4 times (Mar. 18-21)	13	Jan. 26-Apr. 14, 1994
Winless streak	5	2 times (Mar. 16-24) (0-3-2)	30	Oct. 19-Dec. 20, 1980 (0-23-7)
Winless streak, home	4	2 times (Dec. 8-20) (0-4-0)	14	Oct. 19-Dec. 14, 1980 (0-9-5)
Winless streak, road	5	Mar. 18- 29 (0-3-2)	18	Oct. 10-Dec. 20, 1980 (0-16-2)
Largest margin of victory	6	vs. TBL, Oct. 27 (7-1)	9	vs. CGY, Mar. 25, 1987 (10-1)
				vs. CGY, Feb. 3, 1988 (9-0)
				at TOR, Mar. 5, 1988 (10-1)
				at MIN, Nov. 11, 1981 (15-2)
Largest margin of defeat	6	at CGY, Jan. 13 (7-1)	13	
		at CHI, Mar. 11 (7-1)		
Most goals, game	7	vs. TBL, Oct. 27	12	at NYR, Feb. 25, 1985
Most goals, home, game	7	vs. TBL, Oct. 27	10	vs. CGY, Mar. 25, 1987
Most goals, road, game	5	at ANA, Dec. 29	12	at NYR, Feb. 25, 1985
		at VGK, Feb. 12		
Most goals against, game	7	at CGY, Jan. 13	15	at MIN, Nov. 11, 1981
		at CHI, Mar. 11		
Most goals against, home, game	6	vs. CGY, Nov. 25	12	vs. MTL, Oct. 19, 1983
Most goals against, road, game	7	at CGY, Jan. 13	15	at MIN, Nov. 11, 1981
		at CHI, Mar. 11		
Most goals, both teams, game	10	vs. COL, Dec. 22	18	at DET, Nov. 25, 1987 (10-8 L)
Most goals, period	4	vs. STL, Dec. 1 (2nd period)	6	vs. VAN, Nov. 9, 1984 (2nd period)
				at NSH, Mar 28, 2013 (1st period)
Most goals against, period	4	3 times (last: at CHI, Mar. 11) (2nd period)	8	at MIN, Nov. 11, 1981 (2nd period)
Most power play goals, game	2	4 times (last: Mar. 14 vs. ANA)	5	vs. CGY, Mar. 9, 1988
				vs. CAR, Dec. 3, 2005
				vs. FLA, Jan. 19, 2006
Most power play goals against, game	3	2 times (Feb. 4 at DAL)	5	at MIN, Nov. 11, 1981
Most shorthanded goals, game	2	3 times (last: Nov. 8 at PHI)	4	vs. VAN, Apr. 7, 1995
Most shorthanded goals against, game	3	Nov. 25 vs. CGY	3	at EDM, Dec. 21, 1983
				at CHI, Oct. 12, 1988
				vs. STL, Jan. 14, 2003
				vs. CGY, Nov. 25, 2018
Most penalty minutes, game	24	at NYR, Dec. 14	140	at VAN, Dec. 31, 1987
Fewest penalty minutes, game	2	11 times (last: Mar. 26 vs. CHI)	0	vs. HFD, Dec. 30, 1981
				at ANA, Apr. 6, 2008
				at STL, Feb. 24, 2009
				vs. VAN, Mar. 4, 2014
				vs. NYR, Feb. 14, 2015
				vs. VAN, Jan. 26, 2017
				at FLA, Mar. 23, 2017
Most shots, game	50	vs. LAK, Apr. 2	54	vs. LAK., Mar. 30, 1983
Fewest shots, game	14	at MIN, Nov. 27	11	vs. VAN, Feb. 10, 1985
				vs. DAL, Apr. 16, 1998
Most shots against, game	51	vs. CAR, Nov. 2	60	vs. CBJ, Dec. 3, 2016
Fewest shots against, game	20	vs. ANA, Oct. 6	12	vs. NJD, Oct. 22, 1982
Most shots, period	24	vs. STL, Dec. 1 (2nd period)	27	vs. EDM, Dec. 16, 2014 (2nd period)
Fewest shots, period	1	at MIN, Nov. 27 (2nd period)	0	vs. NYR, Jan. 15, 1982 (2nd period)
				at CGY, Mar. 24, 2003 (1st period)
				at COL, Feb. 16, 2015 (2nd period)
				at VAN, Apr. 5, 2018 (3rd period)
Most shots against, period	24	vs. CAR, Nov. 2 (3rd period)	27	at MIN, Nov. 11, 1981 (2nd period)
Fewest shots against, period	3	2 times (last: vs. VGK (3rd period)	0	vs. TBL, Dec. 2, 1999 (2nd period)
				vs. VAN, Jan. 26, 2017

INDIVIDUAL RECORDS

2018-19 SEASON RECORD

ALL-TIME FRANCHISE RECORD

Longest goal streak	4	Garland, Jan. 4-12	9	T. Selanne, Mar. 15-Apr. 1, 1993
Longest assist streak	4	2 times (last: Oesterle, Feb. 4-9)	14	P. Housley, Dec. 26, 1992-Jan. 19, 1993
Longest point streak	6	2 times (last: Keller, Grabner, Oct. 25- Nov. 8)	18	D. Hawerchuk, Feb. 23-Apr. 7, 1985
Most goals, game	4	Richardson vs. VAN, Feb. 28	5	W. Lindstrom, at PHI, Mar. 2, 1982 A. Zhamnov, at LAK, Apr. 1, 1995
Most goals, period	2	6 times (Last: Ekman-Larsson at COL, Mar. 29, 3rd period) ³		D. Christian vs. HFD, Mar. 26, 1980 (3rd period) S. Barnes vs. LAK, Nov. 11, 1991 (3rd period) A. Zhamnov at LAK, Apr. 1, 1995 (3rd period) K. Tkachuk at DAL, Mar. 26, 1996 (3rd period) S. Upshall vs. NSH, Jan. 21, 2010 (3rd period)
Most assists, game	3	5 times (Last: Panik, Hinostroza vs. VAN, Feb. 28)	5	D. Hawerchuk (3 times) P. Housley, vs HFD, Jan. 18, 1993 K. Tkachuk, at BUF, Feb. 23, 2001
Most assists, period	3	Goligoski vs. CAR, Nov. 2, 1st period	5	D. Hawerchuk, vs. LAK, Mar. 6, 1984 (2nd period)
Most points, game	4	Richardson vs. VAN, Feb. 28	6	D. Hawerchuk (3 times) W. Lindstrom, at PHI, Mar. 2, 1982 T. Steen, vs HFD, Oct. 24, 1984 E. Olczyk, vs CGY, Dec. 21, 1991
Most penalty minutes, game	14	Crouse at NSH, Nov. 29	49	T. Domi, at VAN, Feb. 9, 1995
Most shots, game	9	Stepan vs. ANA, Oct. 6	12	B. Mullen, vs LAK, Mar. 30, 1982 N. Emerson, vs FLA, Feb. 24, 1994 J. Roenick, at TOR, Mar. 22, 1997
Best plus-minus, game	5	Hjalmarsson vs. TBL, Oct. 27	7	D. Babych, at TOR, Mar. 13, 1982
Most shots faced by goalie, game	51	Raanta vs. CAR, Nov. 2	60	M. Smith vs. CBJ, Dec. 3, 2017
*Most ice time, game	29:53	Ekman-Larsson vs. LAK, Apr. 2	32:52	Ekman-Larsson: at CGY, Jan. 22, 2014
Most ice time, OT game	28:55	Ekman-Larsson vs. FLA, Feb. 26	34:57	Ekman-Larsson: at VAN, Jan. 26, 2014
Most shorthanded goals, game	2	Grabner vs. TBL, Oct. 27	2	K. Tkachuk vs. VAN, Apr. 7, 1995 T. Rieder at EDM, Dec. 1, 2014 D. Stepan vs. COL, Dec. 22, 2017 M. Grabner vs. TBL, Oct. 27, 2018
Most power play goals, game	2	2 times (last: Hinostroza vs. ANA, Mar. 14)	3	P. MacLean, vs. LAK, Nov. 13, 1986 R. Neufeld vs. VAN, Nov. 1, 1987 P. MacLean, vs. CGY, Mar. 9, 1988 L. Nagy, vs. CAR, Dec. 3, 2005

³All-time franchise record for ice time beginning the 1997-98 season when the real-time stats program was introduced.

HAT TRICKS

- Recorded a hat trick at home...** March 14, 2019 vs. Anaheim – Vinnie Hinostroza
- Recorded a hat trick on the road...** October 23, 2018 at Columbus – Christian Fischer
- Recorded two hat tricks in one game... November 20, 1988 vs. Edmonton – Iain Duncan and Andrew McBain (Winnipeg Jets)
- Recorded hat tricks in back-to-back games... April 27, 2013 at Anaheim – Radim Vrbata, October 3, 2013 vs. New York Rangers – Radim Vrbata
- Had a player score four or more goals in one game... April 1, 1995 vs. Los Angeles – Alexei Zhamnov, 5 goals (Winnipeg Jets)
- Allowed an opposing player to score a hat trick... March 11, 2019 at Chicago – Brendan Perlini

OVERTIME

- Won a home game in overtime...** November 2, 2018 vs. Carolina – Michael Grabner
- Lost a home game in overtime...** March 16, 2019 vs. Edmonton – Connor McDavid
- Won a road game in overtime...** February 21, 2019 at Vancouver – Alex Galchenyuk
- Lost a road game in overtime...** February 2, 2019 at San Jose – Brent Burns

SHOOTOUT

- Won a home game in a shootout...** February 26, 2019 vs. Florida – Alex Galchenyuk
- Lost a home game in a shootout...** January 4, 2019 vs. New Jersey – Kyle Palmieri
- Won a road game in a shootout...** February 19, 2019 at Edmonton – Vinnie Hinostroza
- Lost a road game in a shootout...** March 29, 2019 at Colorado – Nathan MacKinnon

SHUTOUT

- Shutout an opponent at home...** March 31, 2019 vs. Minnesota – Darcy Kuemper
- Shutout an opponent on the road...** November 29, 2018 at Nashville – Adin Hill
- Were shutout by opponent at home...** February 14, 2019 vs. St. Louis – Jordan Binnginton
- Were shutout by opponent on the road...** March 24, 2019 at New York (I) – Robin Lehner
- Had back-to-back shutouts (team)...** March 31, 2012 vs. Anaheim (4-0) & April 3, 2012 vs. Columbus (2-0) – Mike Smith (both)
- Had back-to-back shutouts (player)...** March 31, 2012 vs. Anaheim (4-0) & April 3, 2012 vs. Columbus (2-0) – Mike Smith
- Were shutout by opponent in back-to-back games...** October 4-6, 2018 at Dallas and vs. Anaheim.
- Had three or more consecutive shutouts...** March 29, 2012 vs. San Jose (2-0), March 31, 2012 vs. Anaheim (4-0), April 3, 2012 (2-0) – Mike Smith (155 consecutive saves – NHL record)
- Longest shutout sequence...** 332:01 – Brian Boucher (Dec. 22, 2003 – Jan. 11, 2004 – NHL record)

1-0 GAMES

- Won a 1-0 game at home...** March 26, 2019 vs. Chicago Blackhawks
- Lost a 1-0 game at home...** October 6, 2018 vs. Anaheim Ducks
- Won a 1-0 game on the road...** February 9, 2013 at San Jose Sharks
- Lost a 1-0 game on the road...** December 9, 2017 at Columbus Blue Jackets

5+, 10+ Goals

- Won by five or more goals...** March 14, 2019 vs. Anaheim, 6-1
- Lost by five or more goals...** January 13, 2019, Calgary, 7-1
- Scored 10 or more goals at home...** March 25, 1987 vs. Calgary; 10-1 W (Winnipeg Jets)
- Allowed 10 or more goals at home...** November 29, 1981 vs. Edmonton; 10-2 L (Winnipeg Jets)
- Scored 10 or more goals on the road...** November 24, 1990 at Quebec; 11-4 W (Winnipeg Jets)
- Allowed 10 or more goals on the road...** October 12, 1988 at Chicago; 10-1 L (Winnipeg Jets)

20+/ 50+ Shots

- Recorded 20 or more shots in a period...** March 29, 2019 at Colorado; 3rd period (20)
- Allowed 20 or more shots in a period...** December 29, 2018 at Anaheim; 2nd period (20)
- Recorded 50 or more shots...** April 2, 2019 vs. Los Angeles; 50 shots
- Allowed 50 or more shots...** November 2, 2018 vs. Carolina; 51 shots

SHORTHANDED GOALS

- Scored a shorthanded goal at home...** March 14, 2019 vs. Anaheim – Oliver Ekman-Larsson
- Scored a shorthanded goal on the road...** March 21, 2019 at Florida – Michael Grabner
- Allowed a shorthanded goal at home...** March 16, 2019 vs. Edmonton – Connor McDavid
- Allowed a shorthanded goal on the road...** March 18, 2019 at Tampa Bay – Anthony Cirelli, Yanni Gourde

EMPTY NET GOALS

- Scored an empty net goal at home...** March 31, 2019 vs. Minnesota – Josh Archibald, Vinnie Hinostroza
- Scored an empty net goal on the road...** March 12, 2019 at St. Louis – Oliver Ekman-Larsson
- Allowed an empty net goal at home...** April 2, 2019 vs. Los Angeles – Drew Doughty
- Allowed an empty net goal on the road...** March 21, 2019 at Florida – Aleksander Barkov

PENALTY SHOTS

- Scored on a penalty shot...** December 27, 2016 vs. Dallas – Radim Vrbata scored on Kari Lehtonen
- Were unsuccessful on a penalty shot...** March 7, 2019 vs. Calgary – Vinnie Hinostroza stopped by Mike Smith
- Allowed a goal on a penalty shot...** March 11, 2019 at Chicago – Jonathan Toews scored on Calvin Pickard
- Stopped the shooter on a penalty shot...** February 12, 2019 at Vegas – Reilly Smith stopped by Darcy Kuemper

TRAILED AND WON/LED AND LOST

- Trailed by two goals and won...** December 29, 2018 at Anaheim
- Trailed by three goals and won...** December 14, 2018 at New York (R)
- Led by two goals and lost...** December 11, 2018 at Boston
- Led by three goals and lost...** October 5, 2017 at Anaheim

June 2018

- 15 Acquired center Alex Galchenyuk from the Montreal Canadiens in exchange for forward Max Domi
- 27 Signed defenseman Kevin Connauton to a two-year contract

July 2018

- 1 Signed defenseman Oliver Ekman-Larsson to an eight-year contract
- Signed defenseman Niklas Hjalmarsson to a two-year contract
- Signed forward Michael Grabner to a three-year contract
- 3 Signed center Brad Richardson to a two-year contract
- 6 Signed center Barrett Hayton to a three-year entry-level contract
- 12 Acquired Vincent Hinostroza, Jordan Oesterle, a 2019 3rd round draft choice and the contract of Marian Hossa from the Chicago Blackhawks in exchange for center Marcus Kruger, forwards MacKenzie Entwistle and Jordan Maletta and defenseman Andrew Campbell and a 2019 5th round draft choice

August 2018

- 9 Signed center Christian Dvorak to a six-year contract

October 2018

- 5 Assigned center Laurent Dauphin to Tucson (AHL)
- 7 Recalled center Laurent Dauphin from Tucson (AHL)
- 9 Assigned center Barrett Hayton to Sault Ste. Marie (OHL)
- 12 Assigned forwards Laurent Dauphin and Conor Garland to Tucson (AHL)

November 2018

- 6 Recalled defenseman Dakota Mermis from Tucson (AHL)
- 7 Recalled goaltender Hunter Miska from Tucson (AHL)
- 13 Signed defenseman Jakob Chychrun to a six-year contract
- 17 Recalled forward Mario Kempe from Tucson (AHL)
- 21 Assigned forward Dakota Mermis to Tucson (AHL)
- 23 Assigned goaltender Hunter Miska to Tucson (AHL)
- 24 Recalled goaltender Adin Hill from Tucson (AHL)
- 25 Acquired center Nick Schmaltz from the Chicago Blackhawks in exchange for center Dylan Strome and forward Brendan Perlini
- 29 Claimed goaltender Calvin Pickard off waivers

December 2018

- 3 Recalled forward Conor Garland from Tucson (AHL)
- 7 Recalled forward Michael Bunting from Tucson (AHL)
- 17 Assigned forward Michael Bunting to Tucson (AHL)

January 2019

- 3 Recalled center Laurent Dauphin from Tucson (AHL)
- 9 Recalled forward Michael Bunting from Tucson (AHL)
- 11 Acquired center Jordan Weal from the Philadelphia Flyers in exchange for defenseman Jacob Graves and a 2019 sixth round draft choice
- 12 Assigned forward Michael Bunting to Tucson (AHL)
- 14 Assigned goaltender Adin Hill to Tucson (AHL)
- 23 Assigned center Laurent Dauphin to Tucson (AHL)
- 30 Recalled forward Michael Bunting from Tucson (AHL)

February 2019

- 5 Recalled goaltender Adin Hill and defenseman Dakota Mermis from Tucson (AHL)
- 6 Assigned goaltender Adin Hill and defenseman Dakota Mermis to Tucson (AHL)
- 8 Acquired center Emil Pettersson from the Nashville Predators in exchange for forwards Laurent Dauphin and Adam Helewka
- 15 Assigned forward Michael Bunting to Tucson (AHL)
- 17 Assigned center Christian Dvorak to Tucson (AHL)
- 25 Acquired forward Michael Chaput from the Montreal Canadiens in exchange for center Jordan Weal
- Recalled center Christian Dvorak from Tucson (AHL)

March 2019

- 1 Recalled forward Hudson Fasching from Tucson (AHL)
- 2 Assigned defenseman Jason Demers to Tucson (AHL)
- 3 Recalled defenseman Jason Demers from Tucson (AHL)
- 8 Assigned forward Hudson Fasching to Tucson (AHL)
- 15 Signed defenseman Kevin Bahl to a three-year entry-level contract
- 29 Signed forward Jan Jenik to a three-year entry-level contract
- 30 Signed center Nick Schmaltz to a seven-year contract

April 2019

- 3 Recalled goalie Adin Hill from Tucson (AHL)
- 5 Assigned goalie Adin Hill to Tucson (AHL)
- 5 Signed goaltender Erik Kallgren to a two-year entry-level contract
- 9 Assigned forward Conor Garland to Tucson (AHL)

Date(s)	Player	Classification	Game(s) Missed
Oct. 4-Nov. 11	Jakob Chychrun	Lower-Body	16 games
Oct. 4-Feb. 24	Chrisitan Dvorak	Upper-Body	62 games
Oct.4-20	Alex Galchenyuk	Lower-Body	6 games
Oct. 4-13	Josh Archibald	Upper-Body	4 games
Nov. 8-21	Antti Raanta	Lower-Body	7 games
Nov. 8-17	Alex Goligoski	Lower-Body	5 games
Nov. 15-17	Jakob Chychrun	Upper-Body	2 games
Nov. 17-Mar. 5	Jason Demers	Lower-Body	47 games
Nov. 25-Dec. 8	Darcy Kuemper	Lower-Body	7 games
Nov. 29-Apr. 6	Antti Raanta	Lower-Body	59 games
Dec. 4-Mar. 7	Michael Grabner	Upper-Body	41 games
Dec. 8-27	Vinnie Hinostroza	Lower-Body	10 games
Dec. 11-14	Alex Galchenyuk	Lower-Body	3 games
Dec. 27-30	Brad Richardson	Illness	3 games
Jan. 2-Apr. 6	Nick Schmaltz	Lower-Body	43 games
Jan. 12-Feb. 12	Brad Richardson	Upper-Body	13 games
Feb. 16-19	Richard Panik	Illness	3 games
Feb. 2-7	Jakob Chychrun	Lower-Body	4 games
Jan. 23	Oliver Ekman-Larsson	Lower-Body	1 game
Feb. 12-14	Mario Kempe	Upper-Body	2 games
Jan. 2	Alex Goligoski	Illness	1 game
Jan. 4-6	Kevin Connauton	Lower-Body	2 games
Feb. 5	Kevin Connauton	Upper-Body	1 game
Feb. 9-Apr. 6	Kyle Capobianco	Lower-Body	28 games
Feb. 5	Darcy Kuemper	Upper-Body	1 game
Feb. 28-Mar. 21	Derek Stepan	Lower-Body	10 games
Mar. 5	Jordan Oesterle	Upper-Body	1 game

Total man games lost: 382

PLAYER	MILESTONE	DATE
Josh Archibald	100th career NHL game	Feb. 21 at VAN
Michael Bunting	1st career NHL game	Dec. 11 at BOS
	1st career NHL goal	Dec. 11 at BOS
Kevin Connauton	300th career NHL game	Feb. 12 at VGK
Nick Cousins	200th career NHL game	Nov. 25 vs. CGY
Lawson Crouse	100th career NHL game	Nov. 15 vs. NSH
Jason Demers	600th career NHL game	Mar. 21 at FLA
Oliver Ekman-Larsson	300th career NHL point	Nov. 8 at PHI
	600th career NHL game	Nov. 29 at NSH
	200th career NHL assist	Dec. 1 vs. STL
Christian Fischer	100th career NHL game	Nov. 8 at PHI
Conor Garland	1st career NHL game	Dec. 8 vs. SJS
	1st career NHL goal	Dec. 22 vs. COL
	1st career NHL assist	Dec. 27 at LAK
Niklas Hjalmarsson	700th career NHL game	Dec. 11 at BOS
Clayton Keller	100th career NHL game	Nov. 10 at PIT
	100th career NHL point	Jan. 18 vs. PIT
Ilya Lyubushkin	1st career NHL game	Oct. 6 vs. ANA
	1st career NHL assist	Dec. 22 vs. COL
Hunter Miska	1st career NHL game	Nov. 13 at DET
Jordan Oesterle	100th career NHL game	Dec. 4 at LAK
Richard Panik	400th career NHL game	Mar. 14 vs. ANA
Calvin Pickard	100th career NHL game	Feb. 5 at NSH
Brad Richardson	700th career NHL game	Nov. 13 at DET
	100th career NHL goal	Apr. 6 vs. WPG
Nick Schmaltz	100th career NHL point	Dec. 14 at NYR
Derek Stepan	600th career NHL game	Oct. 10 at ANA
	100th career multi-point game	Dec. 1 vs. STL

PLAYER	GP	EVEN-STRENGTH		POWER-PLAY		SHORTHANDED		TOTAL FACE-OFFS			
		W	L	W	L	W	L	W	L	TOT	FO%
Derek Stepan	72	476	542	98	104	77	79	651	725	1376	47.3
Brad Richardson	66	472	371	10	10	95	93	577	474	1051	54.9
Nick Cousins	81	225	255	18	22	0	0	243	277	520	46.7
Alex Galchenyuk	72	152	164	36	55	0	4	188	223	411	45.7
Mario Kempe	52	121	192	1	2	4	9	126	203	329	38.3
Dylan Strome	20	113	89	24	11	1	0	138	100	238	58.0
Christian Dvorak	20	115	91	10	10	0	0	125	101	226	55.3
Jordan Weal	19	79	82	2	0	0	2	81	84	165	49.1
Nick Schmaltz	17	45	96	7	13	0	0	52	109	161	32.3
Vinnie Hinostroza	72	35	63	4	0	0	1	39	64	103	37.9
Clayton Keller	82	25	51	3	5	0	0	28	56	84	33.3
Lawson Crouse	81	19	28	1	0	4	6	24	34	58	41.4
Josh Archibald	68	10	18	0	0	2	7	12	25	37	32.4
Conor Garland	47	9	5	1	3	0	0	10	8	18	55.6
Richard Panik	75	3	7	0	4	2	2	5	13	18	27.8
Michael Grabner	41	1	1	0	0	4	6	5	7	12	41.7
Christian Fischer	71	2	4	0	1	0	0	2	5	7	28.6
Brendan Perlini	22	0	2	0	0	0	0	0	2	2	0.0
Laurent Dauphin	1	0	1	0	0	0	0	0	1	1	0.0
Michael Bunting	5	0	0	0	0	0	0	0	0	0	0.0

2018-19 TOTAL ICE TIME

PLAYER	GP	ES TOI	ES TOI/G	SH TOI	SH TOI/G	PP TOI	PP TOI/G	TOTAL TOI	TOI/G	SHIFTS	TOI/S	SFT/G
Oliver Ekman-Larsson	81	1,524:33	18:49	102:10	1:15	288:04	3:33	1,914:47	23:38	2,231	51.0	27.5
Alex Goligoski	76	1,322:48	17:24	118:57	1:33	140:20	1:50	1,582:05	20:49	1,878	51.0	24.7
Jakob Chychrun	53	935:55	17:39	2:42	0:03	134:53	2:32	1,073:30	20:15	1,235	52.0	23.3
Jason Demers	35	618:32	17:40	66:57	1:54	14:15	0:24	699:44	19:59	909	46.0	26.0
Niklas Hjalmarsson	82	1,354:26	16:31	259:25	3:09	1:25	0:01	1,615:16	19:41	2,047	47.0	25.0
Derek Stepan	72	1,050:21	14:35	138:27	1:55	195:18	2:42	1,384:06	19:13	1,845	45.0	25.6
Jordan Oesterle	71	1,141:48	16:04	74:04	1:02	125:45	1:46	1,341:37	18:53	1,645	49.0	23.2
Kevin Connauton	50	774:07	15:28	137:53	2:45	5:35	0:06	917:35	18:21	1,133	49.0	22.7
Clayton Keller	82	1,194:41	14:34	11:41	0:08	288:55	3:31	1,495:17	18:14	1,905	47.0	23.2
Nick Schmaltz	17	245:04	14:24	0:33	0:01	60:45	3:34	306:22	18:01	373	49.0	21.9
Richard Panik	75	1,007:02	13:25	89:53	1:11	148:43	1:58	1,245:38	16:36	1,730	43.0	23.1
Kyle Capobianco	2	28:54	14:27	0:00	0:00	3:15	1:37	32:09	16:04	38	51.0	19.0
Brad Richardson	66	869:01	13:10	168:02	2:32	16:37	0:15	1,053:40	15:57	1,549	41.0	23.5
Alex Galchenyuk	72	903:51	12:33	0:32	0:00	228:15	3:10	1,132:38	15:43	1,485	46.0	20.6
Vinnie Hinostroza	72	993:02	13:47	11:41	0:09	94:33	1:18	1,099:16	15:16	1,497	44.0	20.8
Michael Grabner	41	489:54	11:56	96:40	2:21	3:27	0:05	590:01	14:23	898	39.0	21.9
Christian Dvorak	20	260:08	13:00	0:56	0:02	26:38	1:19	287:42	14:23	405	43.0	20.3
Ilya Lyubushkin	41	551:48	13:27	9:53	0:14	1:38	0:02	563:19	13:44	768	44.0	18.7
Brendan Perlini	22	254:05	11:32	0:00	0:00	47:07	2:08	301:12	13:41	412	44.0	18.7
Josh Archibald	68	809:36	11:54	108:51	1:36	4:10	0:03	922:37	13:34	1,397	40.0	20.5
Nick Cousins	81	1,025:46	12:39	1:01	0:00	70:20	0:52	1,097:07	13:32	1,532	43.0	18.9
Dylan Strome	20	221:23	11:04	0:37	0:01	48:38	2:25	270:38	13:31	369	44.0	18.5
Christian Fischer	71	817:22	11:30	0:47	0:00	116:53	1:38	935:02	13:10	1,332	42.0	18.8
Lawson Crouse	81	937:16	11:34	104:47	1:17	6:42	0:04	1,048:45	12:56	1,603	39.0	19.8
Conor Garland	47	488:44	10:23	0:01	0:00	112:23	2:23	601:08	12:47	810	45.0	17.2
Laurent Dauphin	1	12:19	12:19	0:00	0:00	0:00	0:00	12:19	12:19	17	43.0	17.0
Dakota Mermis	1	11:20	11:20	0:00	0:00	0:00	0:00	11:20	11:20	17	40.0	17.0
Mario Kempe	52	541:32	10:24	37:52	0:43	2:09	0:02	581:33	11:11	918	38.0	17.7
Jordan Weal	19	203:45	10:43	0:12	0:00	3:57	0:12	207:54	10:56	298	42.0	15.7
Michael Bunting	5	47:47	9:33	0:00	0:00	0:00	0:00	47:47	9:33	71	40.0	14.2

SCRATCHIN AND CLAWIN

- From January 6th through the end of the season, the Coyotes went 22-14-5 with their 49 points being the eighth-most in the NHL over that time.
- Arizona earned points in 16 of its last 23 games (13-7-3).
- The Coyotes finished the season as one of four teams (CGY, NYI, MTL) to have gained at least 16 more points than they earned all of last year.
- The Coyotes posted multiple five game winning streaks in one season, including a season-high six-game win streak for the first time since they did so during the 2011-12 campaign.

CARDIAC COYOTES

- The Coyotes' win at Anaheim on Dec. 29 was the first time they came back and won when trailing by two goals at three different points in the game (2-0, 3-1, 4-2) since Oct. 31, 2013 vs. NSH.
- The Coyotes came from down three goals to defeat the New York Rangers on Dec. 14...It was the club's first win when trailing by three goals or more since Feb. 8, 2018 at Minnesota and their second win this season when trailing by two goals or more when entering the third period (Nov. 27 at Minnesota).
- The Coyotes 4-3 come from behind victory in Minnesota on Nov. 27 was just the fourth time in ARI history the Coyotes won in regulation when trailing by two goals to begin the third period.

O CAPTAIN, MY CAPTAIN

- Oliver Ekman-Larsson was named the fourth Captain (Keith Tkachuk, Teppo Numminen and Shane Doan) in Coyotes history on September 13, 2018.
- The Karlskrona, Sweden native previously served as an alternate captain for the Coyotes from 2014-18.
- Ekman-Larsson became the 16th player born in Sweden to be named Captain of an NHL club (NHL Records).

OLIVER AND COMPANY

- The two-time All-Star passed Keith Yandle for the most points by a defenseman in Coyotes history on Dec. 30 with an assist on Alex Galchenyuk's goal.
- He became the 14th Swedish defenseman in NHL history to record 300 career NHL points on Nov. 8 at Philadelphia.
- Ekman-Larsson is currently 13th in points in franchise history, third in points by a defenseman, sixth in assists among defensemen and is tied for the fifth-most GWG's (30) among all franchise players with Radim Vrbata...His next GWG will tie him with Doug Smil (31) for fourth place.
- The Captain has played in the sixth-most games (657) of all skaters and the second-most games by a defenseman in franchise history (Teppo Numminen (1,098 games)).

MOST POINTS IN FRANCHISE HISTORY

12. Fredrik Olausson: 86-249-335 in 496 games
13. Oliver Ekman-Larsson: 116-218-334 in 657 games
14. David Babych: 73-248-321 in 390 games

GOELS, GOELS, GOELS

- Oliver Ekman-Larsson became the second defenseman in franchise history (Dave Ellett: 1984-1990) and is one of four Swedish defenders (Victor Hedman: 2014-Present; Nicklas Lidstrom: 1993-2001; 2002-2009; Borje Salming: 1974-1980) to post six consecutive 10 goal seasons.
- He is one of just three blueliners to score 12 goals or

more in each of the past six campaigns (Brent Burns, Roman Josi).

- The Captain scored his first SHG since Jan. 29, 2015 at TOR and the third of his career vs. Anaheim on March 14.
- Since 2013, OEL ranks second in goals (99) to Brent Burns (122) and to Shea Weber (49) in PPGs and is first in GWGs (27) among all NHL blueliners.
- Ekman-Larsson passed Teppo Numminen (108 goals) for the most goals by a defenseman in franchise history at Dallas on February 4.

KUEMPER'S A STAR

- Darcy Kuemper earned the NHL's 3rd Star of the Week (Mar. 25-31) by going 2-0-1 with two shutouts, a 0.65 GAA and a .979 SV% in three starts.
- Kuemper became the ninth goalie in Coyotes history to earn a NHL Star of the Week (N. Khabibulin, J. Waite, S. Burke, B. Boucher, I. Bryzgalov, M. Smith, A. Raanta, A. Hill).
- The veteran goaltender went 227:15 without allowing an even-strength goal from Mar. 24- Apr. 2, which is now the sixth longest streak in franchise history (Brian Boucher: 397:27 from Dec. 22, 2003-Jan. 13, 2004).

KUEMPERATURE CHECK

- Since the calendar flipped to 2019, Darcy Kuemper went 22-9-6 with a .933 SV% and a 2.05 GAA...His 22 wins were the third-most in the NHL and his 37 starts were the most among all goaltenders since the beginning of the new year.
- Kuemper has started a career-high 55 games and won a career-high 27 games.
- He won a career-high seven straight games (Feb. 16- Mar. 2), which was just the ninth time in franchise history a goalie has won seven consecutive games or more.
- The veteran netminder started 22 consecutive games for the first time in franchise history since Nikolai Khabibulin started 22 consecutive games from Jan. 16- Mar. 10, 1996.

MOST CONSECUTIVE GAMES STARTED BY A GOALTENDER IN FRANCHISE HISTORY

1. Nikolai Khabibulin: 42 games (Jan. 5- Apr. 11, 1997)
2. 3. Darcy Kuemper: 22 games (Feb. 19-Apr. 4), Nikolai Khabibulin (Jan. 16- Mar. 10, 1996)

ON THE KILL

- The Coyotes finished tied for the NHL lead with an 85.0 PK% with their 34 PPGs allowed being the second-fewest in the NHL (CBJ: 30 goals allowed).
- The franchise finished the season leading the league in PK% for the first time in franchise history and their 34 power-play goals allowed were the fewest in franchise history.
- Arizona ranked second in the NHL with 16 SHGs, which is a new franchise record for most SHGs in a season.
- Earlier this season, the Coyotes became the first team in NHL history to be +5 at any point in the season in SHGs to PPG's allowed from Nov. 8-11 and Nov. 15-23. The 1983-84 New York Rangers were the only other team to even reach +4.

GRAB BAG

- Michael Grabner led the NHL with six SHGs and nine SHPs this season.
- Grabner's six SHGs are the most in the NHL since Jean-Gabriel Pageau scored seven during the 2015-16 season.
- Since 2009, Grabner (2010-11 and 2018-19) is one of three players to score six SHGs or more in a season (Frans Nielsen: 2010-11 and Jean-Gabriel Pageau: 2015-16).
- His 21 career SHGs are tied for second (Brad Marchand; 26 SHGs) among all active players.
- The Coyotes were the only team in the NHL to have three players score three or more SHGs this season (Michael Grabner, Brad Richardson, Derek Stepan).

MOST SINGLE SEASON SHGS IN FRANCHISE HISTORY

- 7 - David McLlwain (80 games - 1989-90)
- 6 - Michael Grabner (41 games - Present)
- 5 - Nelson Emerson (83 games - 1993-94), Bob Corkum (76 games - 1997-98)

METALLEXA

- Alex Galchenyuk led the team in scoring with 16-14-30 from December 20 through the end of the season.
- Among all players drafted in 2012, Alex Galchenyuk ranks first in games played (490) and second in goals (127) and points (296)...Trailing only Filip Forsberg in both categories.
- The Wisconsin native led the team with nine PPGs while his 39 career PPGs are 10th among US-born skaters since 2012-13.

STELLAR KELLER

- Clayton Keller was selected to his first ever All-Star Game on Jan. 2 to become the youngest player in Coyotes history to play in an All-Star game.
- Keller (132 games) became the quickest player in Coyotes history to reach his first career 100 points with a goal against the Penguins on Jan. 18...He surpassed Max Domi who reached 100 points in 154 games.
- The Coyotes All-Star surpassed Peter Mueller's 90-point mark for the most points in Coyotes history by a player before his 21st birthday on Dec. 22 against Colorado.
- The 20-year-old joined Hall of Famers Teemu Selanne and Dale Hawerchuk as the only players in franchise history with four separate point streaks of six games or longer within their first 100 career NHL games.

VIN FOR THE WIN

- Vinnie Hinostroza scored his first career hat trick on March 14 against the Ducks which was the third Coyotes hat trick this season (Fischer, Richardson).
- The fourth-year veteran has set career-highs in games, goals, assists, points, PPGs and GWGs and ranked fourth on the team in scoring.

AMERICAN HOCKEY LEAGUE (AHL) REGULAR SEASON

Skater	Team	Pos.	GP	G	A	PTS	+ / -	PIM	Draft
Pederson, Lane	Tucson	C	67	23	24	47	-10	36	Not Drafted
Bunting, Michael	Tucson	LW	52	19	22	41	15	84	2014 (4/117)
Russo, Robbie	Tucson	D	67	6	33	39	12	32	2011 (4/95)
Merkley, Nick	Tucson	RW	45	10	24	34	-2	26	2015 (1/30)
Fasching, Hudson	Tucson	RW	64	16	17	33	-1	16	2013 (4/118)
Burke, Brayden	Tucson	RW	67	13	20	33	-1	24	Not Drafted
Capobianco, Kyle*	Tucson	D	40	7	25	32	10	51	2015 (3/63)
Helewka, Adam*	Tucson	LW	41	13	18	31	-9	20	2015 (4/106)
Garland, Conor	Tucson	RW	21	12	13	25	11	22	2015 (5/123)
Gross, Jordan	Tucson	D	61	5	20	25	-5	28	Not Drafted
Mermis, Dakota	Tucson	D	62	3	21	24	-2	49	Not Drafted
Ullstrom, David	Tucson	C	29	10	13	23	11	14	2008 (4/102)
Steenbergen, Tyler	Tucson	C	63	9	13	22	-2	16	2017 (5/128)
Dauphin, Laurent*	Tucson	C	34	6	14	20	2	42	2013 (2/39)
Chaput, Michael	Tucson	C	16	6	10	16	6	16	2010 (3/89)
Looke, Jens	Tucson	RW	61	8	7	15	-8	12	2015 (3/83)
Murphy, Trevor*	Tucson	D	27	5	8	13	-6	26	Not Drafted
Gennaro, Matteo	Tucson	C	58	7	5	12	-3	26	Not Drafted
Dineen, Cam	Tucson	D	57	3	9	12	-4	6	2014 (5/133)
Kempe, Mario*	Tucson	RW	10	5	6	11	4	8	2007 (5/122)
Cheek, Trevor	Tucson	LW	63	7	3	10	-10	48	Not Drafted
Gregoire, Jeremy	Tucson	C	26	5	2	7	2	39	2013 (6/176)
Fiore, Giovanni	Tucson	LW	30	4	3	7	-3	6	Not Drafted
Mayo, Dysin	Tucson	D	67	2	4	6	-3	46	2014 (6/133)
Pettersson, Emil	Tucson	C	12	0	5	5	-4	4	2013 (6/155)
Alberga, Domenic*	Tucson	LW	16	1	2	3	3	2	Not Drafted
Hill, Adin	Tucson	G	36	0	3	3	0	6	2015 (3/76)
Demers, Jason*	Tucson	D	1	0	1	1	-1	0	2008 (7/186)
Klima, Kevin*	Tucson	C	4	0	1	1	-1	0	Not Drafted
Darik Angeli*	Tucson	C	4	0	1	1	1	4	Not Drafted
Klima, Kelly	Tucson	RW	10	0	1	1	2	22	Not Drafted
Madsen, Merrick*	Tucson	G	11	0	1	1	0	0	2013 (6/162)
Smereck, Jalen	Tucson	D	16	0	1	1	-1	8	Not Drafted
Ekman-Larsson, Kevin	Tucson	D	28	0	1	1	-2	4	Not Drafted
Howe, Travis*	Tucson	RW	1	0	0	0	0	7	Not Drafted
Maggio, Daniel*	Tucson	LW	1	0	0	0	-1	0	Not Drafted
Dvorak, Christian*	Tucson	C	2	0	0	0	0	0	2013 (2/58)
Pickard, Calvin*	Tucson	G	4	0	0	0	0	0	2010 (2/49)
Miska, Hunter	Tucson	G	25	0	0	0	0	0	Not Drafted

*Not on Active Roster

Goaltender	Team	GP	GAA	SV%	Record	SO	GA	MIN	Draft
Miska, Hunter	Tucson	25	3.08	.895	10-8-4	0	67	1306:57	Not Drafted
Hill, Adin	Tucson	36	2.61	.906	16-15-4	2	89	2042:52	2015 (3/76)
Pickard, Calvin*	Tucson	4	3.47	.889	3-0-0	0	11	190:17	2010 (2/49)
Madsen, Merrick	Tucson	11	2.70	.889	5-3-0	3	25	555:18	2013 (6/162)

ECHL REGULAR SEASON

Skater	Team	Pos.	GP	G	A	PTS	+ / -	PIM	Draft
Smereck, Jalen*	Norfolk	D	44	5	28	33	-2	36	Not Drafted
Graves, Jacob*	Norfolk	D	32	2	5	7	-6	66	Not Drafted

Goaltender	Team	GP	GAA	SV%	Record	SO	GA	MIN	Draft
Madsen, Merrick	Norfolk	11	3.40	.905	4-6-1	1	36	635	2013 (6/162)

CANADIAN HOCKEY LEAGUE (CHL) REGULAR SEASON

Skater	Team	Pos.	GP	G	A	PTS	+ / -	PIM	Draft
Schnarr, Nate	Guelph (OHL)	C	65	34	68	102	43	58	2017 (3/75)
Hayton, Barrett	Sault Ste. Marie (OHL)	C	39	26	40	66	20	42	2018 (1/5)
Hoefenmayer, Noel	Ottawa (OHL)	D	68	16	46	62	45	61	2017 (4/108)
Kirk, Liam	Peterborough (OHL)	C	63	26	21	47	6	26	2018 (7/189)
Joseph, Pierre-Olivier	Drummondville (QMJHL)	D	35	2	20	22	28	26	2017 (1/23)
Joseph, Pierre-Olivier	Charlottetown (QMJHL)	D	27	7	18	25	8	36	2017 (1/23)
Bahl, Kevin	Ottawa (OHL)	D	68	6	28	34	50	87	2018 (2/55)
Jenik, Jan	Hamilton (OHL)	LW	27	13	17	30	-8	49	2018 (3/65)
Busby, Dennis	Flint (OHL)	D	27	1	13	14	-6	14	2018 (5/145)

Goaltender	Team	GP	GAA	SV%	Record	SO	GA	MIN	Draft
Prosvetov, Ivan	Saginaw (OHL)	53	2.94	.910	36-11-2-1	4	147	2996	2018 (4/114)
Tendeck, David	Vancouver (WHL)	38	2.48	.911	24-10-2-1	4	92	2225	2018 (6/158)

CANADIAN HOCKEY LEAGUE (CHL) PLAYOFFS

Skater	Team	Pos.	GP	G	A	PTS	+ / -	PIM	Draft
Hoefenmayer, Noel	Ottawa (OHL)	D	18	8	11	19	1	16	2017 (4/108)
Schnarr, Nate	Guelph (OHL)	C	24	8	11	19	-3	28	2017 (3/75)
Hayton, Barrett	Sault Ste. Marie (OHL)	C	11	6	10	16	0	16	2018 (1/5)
Bahl, Kevin	Ottawa (OHL)	D	15	1	10	11	11	8	2018 (2/55)
Joseph, Pierre-Olivier	Drummondville (QMJHL)	D	16	2	7	9	10	8	2017 (1/23)
Jenik, Jan	Hamilton (OHL)	LW	2	0	1	1	-1	4	2018 (3/65)
Kirk, Liam	Peterborough (OHL)	C	5	0	1	1	-5	0	2018 (7/189)

Goaltender	Team	GP	GAA	SV%	Record	SO	GA	MIN	Draft
Prosvetov, Ivan	Saginaw (OHL)	12	2.38	.930	9-2-0	1	28	707	2018 (4/114)
Tendeck, David	Vancouver (WHL)	17	2.38	.918	11-3-2	0	41	1034	2018 (6/158)

NATIONAL COLLEGIATE ATHLETIC ASSOCIATION (NCAA) REGULAR SEASON

Skater	Team	Pos.	GP	G	A	PTS	+ / -	PIM	Draft
Stewart, Dean	Nebraska-Omaha (NCHC)	D	36	5	16	21	-5	33	2016 (7/188)
Emberson, Ty	Wisconsin (Big Ten)	D	37	4	8	12	6	10	2018 (3/73)
Callahan, Michael	Providence (Hockey East)	D	40	2	8	10	20	10	2018 (5/142)
Crotty, Cameron	Boston Univ. (Hockey East)	D	38	5	5	10	2	33	2017 (3/82)
Karow, Michael	Boston College (Hockey East)	D	39	0	2	2	-3	18	2017 (5/126)

Goaltender	Team	GP	GAA	SV%	Record	SO	GA	MIN	Draft
MADSEN, Merrick	Harvard (ECAC)	24	2.27	.918	10-10-3	3	54	1429	2013 (6/162)

EUROPEAN LEAGUES

Skater	Team	Pos.	GP	G	A	PTS	+ / -	PIM	Draft
Jenik, Jan	Bili Tygri Liberec (Czech)	LW	10	0	2	2	-1	16	2018 (3/65)
Jenik, Jan	HC Benatky nad Jizerou (Czech2)	LW	13	1	5	6	-8	12	2018 (3/65)
Walli Walterholm, Erik	Djurgardens J20 (SuperElit)	RW	29	16	14	30	10	71	2017 (7/190)
Walli Walterholm, Erik	Djurgardens IF (SHL)	RW	31	1	1	2	2	35	2017 (7/190)
Westerlund, Filip	Timra IK (SHL)	D	4	2	0	2	-2	0	2017 (2/44)
Westerlund, Filip	Frolunda HC (SHL)	D	19	1	1	2	-5	6	2017 (2/44)

Goaltender	Team	GP	GAA	SV%	Record	SO	GA	MIN	Draft
Kallgren, Erik	AIK (Sweden-1)	32	2.02	.920	18-12-0	5	62	1841	2015 (7/183)
Langhmaer, Marek	Khabarovsk Amur (KHL)	19	1.98	.929	9-8-2	3	36	1090	2012 (7/184)
Langhmaer, Marek	Brno Kometa (Czech)	8	2.38	.916	5-3-0	0	18	453	2012 (7/184)

WORLD JUNIOR CHAMPIONSHIP

Skater	Team	Pos.	GP	G	A	PTS	+ / -	PIM	Draft
Hayton, Barrett	Canada	C	5	0	4	4	8	0	2018 (1/5)
Westerlund, Filip	Sweden	D	5	1	1	2	2	4	2017 (2/44)
Jenik, Jan	Czech	LW	3	0	2	2	0	2	2018 (3/65)



WESTERN CONFERENCE

CENTRAL DIVISION

TEAM	OVERALL	HOME	ROAD
Chicago Blackhawks	2-1-0	1-0-0	1-1-0
Colorado Avalanche	1-1-1	1-1-0	0-0-1
Dallas Stars	1-2-0	1-0-0	0-2-0
Minnesota Wild	2-1-0	1-0-0	1-1-0
Nashville Predators	2-1-0	1-0-0	1-1-0
St. Louis Blues	2-1-0	1-1-0	1-0-0
Winnipeg Jets	1-2-0	1-1-0	0-1-0
Overall	11-9-1	7-3-0	4-6-1

PACIFIC DIVISION

TEAM	OVERALL	HOME	ROAD
Anaheim Ducks	3-2-0	1-2-0	2-0-0
Calgary Flames	1-3-0	1-1-0	0-2-0
Edmonton Oilers	2-1-1	0-1-1	2-0-0
Los Angeles Kings	2-2-0	1-1-0	1-1-0
San Jose Sharks	2-1-1	1-1-0	1-0-1
Vancouver Canucks	4-0-0	2-0-0	2-0-0
Vegas Golden Knights	2-1-1	0-1-1	2-0-0
Overall	16-10-3	6-7-2	10-3-1

VS. WESTERN CONFERENCE 27-19-4 13-10-2 14-9-2

EASTERN CONFERENCE

ATLANTIC DIVISION

TEAM	OVERALL	HOME	ROAD
Boston Bruins	0-2-0	0-1-0	0-1-0
Buffalo Sabres	0-2-0	0-1-0	0-1-0
Detroit Red Wings	1-1-0	1-1-0	0-1-0
Florida Panthers	1-1-0	1-0-0	0-1-0
Montreal Canadiens	0-2-0	0-1-0	0-1-0
Ottawa Senators	2-0-0	1-0-0	1-0-0
Tampa Bay Lightning	1-1-0	1-0-0	0-1-0
Toronto Maple Leafs	2-0-0	1-0-0	1-0-0
Overall	7-9-0	5-4-0	2-6-0

METROPOLITAN DIVISION

TEAM	OVERALL	HOME	ROAD
Carolina Hurricanes	1-1-0	1-0-0	0-1-0
Columbus Blue Jackets	1-1-0	0-1-0	1-0-0
New Jersey Devils	0-0-2	0-0-1	0-0-1
New York Islanders	0-2-0	0-1-0	0-1-0
New York Rangers	2-0-0	1-0-0	1-0-0
Philadelphia Flyers	0-1-1	0-1-0	0-0-1
Pittsburgh Penguins	0-1-1	0-0-1	0-1-0
Washington Capitals	1-1-0	0-1-0	1-0-0
Overall	5-7-4	2-4-2	3-3-2

VS. EASTERN CONFERENCE 12-16-4 7-7-2 5-9-2



ANAHEIM DUCKS

2018-19 SEASON SERIES - Won: 3 Lost: 2 OT: 0

LAST TIME VS THE DUCKS...

Last Home Win: March 14, 2019 (6-1)
 Last Home Loss: March 5, 2019 (3-1)
 Last Home Tie: February 23, 2004 (1-1)
 Last Road Win: December 29, 2018 (5-4, OT)
 Last Road Loss: December 31, 2017 (5-2)
 Last Road Tie: November 27, 2002 (2-2)

AT ARIZONA	COYOTES	DUCKS	ATTEND	GOALTENDERS	W. GOAL
Mar 14 '19	Coyotes 6	Ducks 1	14,202	Kuemper vs Miller	Jason Demers
Mar 05 '19	Coyotes 1	Ducks 3	11,305	Kuemper vs Miller	Adam Henrique
Oct 06 '18	Coyotes 0	Ducks 1	17,125	Raanta vs Gibson	Max Comtois

AT ANAHEIM	COYOTES	DUCKS	ATTEND	GOALTENDERS	W. GOAL
Dec 29 '18 *	Coyotes 5	Ducks 4	17,174	Hill vs Gibson	Nick Schmaltz
Oct 10 '18 **	Coyotes 3	Ducks 2	17,015	Raanta vs Gibson	Nick Cousins

* - Overtime ** - Shootout

INDIVIDUAL SCORING

COYOTES												
Player	GP	G	A	P	+/	PIM	PP	SH	GW	GT	EN	S %
Clayton Keller	5	0	4	4	0	2	0	0	0	0	0	0.0
Vinnie Hinostroza	5	3	0	3	0	0	2	0	0	0	0	23.1
Oliver Ekman-Larsson	5	2	1	3	-2	4	1	1	0	0	0	12.5
Christian Fischer	5	1	2	3	2	2	0	0	0	0	0	7.7
Lawson Crouse	5	1	1	2	-1	2	0	0	0	0	0	16.7
Jason Demers	4	1	1	2	1	0	0	0	1	0	0	25.0
Brad Richardson	4	1	1	2	1	0	0	1	0	0	0	10.0
Nick Schmaltz	1	1	1	2	2	0	0	0	1	0	0	50.0
Alex Goligoski	5	0	2	2	2	2	0	0	0	0	0	0.0
Alex Galchenyuk	3	0	2	2	2	4	0	0	0	0	0	0.0
Michael Grabner	3	0	2	2	0	0	0	0	0	0	0	0.0
Nick Cousins	5	1	0	1	0	2	0	0	0	0	0	8.3
Mario Kempe	5	1	0	1	2	2	0	0	0	0	0	16.7
Jakob Chychrun	2	1	0	1	0	0	0	0	0	0	3	33.3
Dylan Strome	2	1	0	1	-1	0	1	0	0	0	0	50.0
Niklas Hjalmarsson	5	0	1	1	-3	2	0	0	0	0	0	0.0
Richard Panik	5	0	1	1	-2	2	0	0	0	0	0	0.0
Kevin Connauton	4	0	1	1	1	0	0	0	0	0	0	0.0
Ilya Lyubushkin	4	0	1	1	2	0	0	0	0	0	0	0.0
Josh Archibald	3	0	1	1	-1	2	0	0	0	0	0	0.0
Christian Dvorak	2	0	1	1	1	0	0	0	0	0	0	0.0
Conor Garland	2	0	1	1	1	0	0	0	0	0	0	0.0
Derek Stepan	3	0	0	0	-3	4	0	0	0	0	0	0.0
Brendan Perlini	2	0	0	0	-1	2	0	0	0	0	0	0.0
Jordan Oesterle	1	0	0	0	2	2	0	0	0	0	0	0.0

DUCKS												
Player	GP	G	A	P	+/	PIM	PP	SH	GW	GT	EN	S %
Jakob Silfverberg	5	2	3	5	2	6	0	0	0	0	0	12.0
Adam Henrique	5	2	1	3	2	6	1	0	1	0	0	20.0
Hampus Lindholm	5	0	3	3	-1	2	0	0	0	0	0	0.0
Nick Ritchie	2	0	3	3	1	0	0	0	0	0	0	0.0
Ondrej Kase	1	2	0	2	2	0	0	0	0	0	0	50.0
Cam Fowler	4	0	2	2	0	0	0	0	0	0	0	0.0
Rickard Rakell	4	0	2	2	2	0	0	0	0	0	0	0.0
Troy Terry	4	1	0	1	0	0	1	0	0	0	0	33.3
Ryan Kesler	3	1	0	1	1	2	0	0	0	0	0	12.5
Daniel Sprong	3	1	0	1	-3	0	1	0	0	0	0	12.5
Ben Street	3	1	0	1	1	0	0	0	0	0	0	16.7
Max Comtois	2	1	0	1	0	0	0	0	1	0	0	25.0
Josh Manson	5	0	1	1	-2	2	0	0	0	0	0	0.0
Andrew Cogliano	3	0	1	1	0	0	0	0	0	0	0	0.0
Brandon Montour	3	0	1	1	0	2	0	0	0	0	0	0.0
Marcus Pettersson	2	0	1	1	1	0	0	0	0	0	0	0.0
Devin Shore	1	0	1	1	-1	0	0	0	0	0	0	0.0
Carter Rowney	5	0	0	0	-1	6	0	0	0	0	0	0.0
Ryan Getzlaf	4	0	0	0	-5	2	0	0	0	0	0	0.0
Kiefer Sherwood	3	0	0	0	1	0	0	0	0	0	0	0.0
Sam Steel	3	0	0	0	2	0	0	0	0	0	0	0.0
Korbinian Holzer	2	0	0	0	1	4	0	0	0	0	0	0.0
Max Jones	2	0	0	0	-2	2	0	0	0	0	0	0.0
Jacob Larsson	2	0	0	0	-2	0	0	0	0	0	0	0.0
Jaycob Megna	2	0	0	0	1	0	0	0	0	0	0	0.0
Corey Perry	2	0	0	0	-2	0	0	0	0	0	0	0.0
Andrej Sustr	2	0	0	0	1	4	0	0	0	0	0	0.0
Pontus Aberg	1	0	0	0	-1	0	0	0	0	0	0	0.0
Brian Gibbons	1	0	0	0	0	0	0	0	0	0	0	0.0
Derek Grant	1	0	0	0	-2	0	0	0	0	0	0	0.0
Brendan Guhle	1	0	0	0	-1	0	0	0	0	0	0	0.0
Isac Lundestrom	1	0	0	0	1	0	0	0	0	0	0	0.0
Josh Mahura	1	0	0	0	0	0	0	0	0	0	0	0.0
Kevin Roy	1	0	0	0	-1	0	0	0	0	0	0	0.0
Andy Welinski	1	0	0	0	0	0	0	0	0	0	0	0.0

POWER PLAY: 4-20 20.0% / PENALTY KILLING: 16-19 84.2%

POWER PLAY: 3-19 15.8% / PENALTY KILLING: 16-20 80.0%

GOALTENDING

COYOTES									
Goalie	GP	Min	W-L-OT	SO	GA	SA	SV	GAA	SV%
Darcy Kuemper	2	117	1-1-0	0	4	68	64	2.05	.941
Antti Raanta	2	124	1-1-0	0	3	45	42	1.45	.933
Adin Hill	1	60	1-0-0	0	4	41	37	3.97	.902

DUCKS									
Goalie	GP	Min	W-L-OT	SO	GA	SA	SV	GAA	SV%
John Gibson	3	185	1-0-2	1	7	110	103	2.27	.936
Ryan Miller	2	119	1-1-0	0	7	47	40	3.53	.851

GOALS BY PERIOD

COYOTES					DUCKS				
1	2	3	OT	TOT	1	2	3	OT	TOT
5	6	2	1	14	4	5	2	0	11

SHOTS BY PERIOD

COYOTES					DUCKS				
1	2	3	OT	TOT	1	2	3	OT	TOT
52	46	57	2	157	53	57	43	1	154

SEE RECORDS SECTION FOR "ALL TIME VS THE DUCKS" BREAKDOWN



BOSTON BRUINS

2018-19 SEASON SERIES - Won: 0 Lost: 2 OT: 0

AT ARIZONA	COYOTES	BRUINS	ATTEND	GOALTENDERS	W. GOAL
Nov 17 '18	Coyotes 1	Bruins 2	16,386	Darcy Kuemper vs. Jaroslav Halak	Jake DeBrusk

LAST TIME VS THE BRUINS...

Last Home Win: October 19, 2009 (4-1)
 Last Home Loss: November 17, 2018 (2-1)
 Last Home Tie: October 16, 2001 (1-1)
 Last Road Win: *October 9, 2010 (5-2)
 Last Road Loss: December 11, 2018 (4-3)
 Last Road Tie: November 30, 2003 (3-3)

AT BOSTON	COYOTES	BRUINS	ATTEND	GOALTENDERS	W. GOAL
Dec 11 '18	Coyotes 3	Bruins 4	17,565	Darcy Kuemper vs. Tuukka Rask	Brad Marchand

* - Overtime ** - Shootout

*Game played at O2 Arena in Prague, CZE as part of the 2010 Compuware NHL Premiere Series

INDIVIDUAL SCORING

COYOTES

Player	GP	G	A	P	+/-	PIM	PP	SH	GW	GT	EN	S	S%
Nick Cousins	2	1	0	1	0	0	0	0	0	0	0	5	20.0
Brad Richardson	2	1	0	1	2	0	0	0	0	0	0	4	25.0
Michael Bunting	1	1	0	1	1	0	0	0	0	0	0	3	33.3
Nick Schmaltz	1	1	0	1	-3	0	1	0	0	0	0	3	33.3
Oliver Ekman-Larsson	2	0	1	1	-5	2	0	0	0	0	0	6	0.0
Clayton Keller	2	0	1	1	-3	4	0	0	0	0	0	3	0.0
Josh Archibald	1	0	1	1	1	0	0	0	0	0	0	0	0.0
Alex Goligoski	1	0	1	1	1	0	0	0	0	0	0	5	0.0
Vinnie Hinostroza	1	0	1	1	1	0	0	0	0	0	0	2	0.0
Lawson Crouse	2	0	0	0	-4	2	0	0	0	0	0	1	0.0
Christian Fischer	2	0	0	0	-1	0	0	0	0	0	0	3	0.0
Niklas Hjalmarsson	2	0	0	0	0	0	0	0	0	0	0	0	0.0
Ilya Lyubushkin	2	0	0	0	-2	0	0	0	0	0	0	1	0.0
Jordan Oesterle	2	0	0	0	0	0	0	0	0	0	0	5	0.0
Richard Panik	2	0	0	0	0	0	0	0	0	0	0	3	0.0
Derek Stepan	2	0	0	0	-1	0	0	0	0	0	0	4	0.0
Jakob Chychrun	1	0	0	0	-1	2	0	0	0	0	0	2	0.0
Kevin Connauton	1	0	0	0	0	0	0	0	0	0	0	3	0.0
Alex Galchenyuk	1	0	0	0	-1	0	0	0	0	0	0	2	0.0
Conor Garland	1	0	0	1	0	0	0	0	0	0	0	3	0.0
Michael Grabner	1	0	0	0	-1	0	0	0	0	0	0	4	0.0
Mario Kempe	1	0	0	0	1	0	0	0	0	0	0	1	0.0
Dakota Mermis	1	0	0	0	1	0	0	0	0	0	0	0	0.0
Brendan Perlini	1	0	0	0	-1	0	0	0	0	0	0	2	0.0
Dylan Strome	1	0	0	0	-1	0	0	0	0	0	0	1	0.0

BRUINS

Player	GP	G	A	P	+/-	PIM	PP	SH	GW	GT	EN	S	S%
Brad Marchand	2	2	2	4	3	0	0	0	1	0	0	8	25.0
David Pastrnak	2	1	2	3	3	0	0	0	0	0	0	5	20.0
David Krejci	2	0	3	3	3	2	0	0	0	0	0	1	0.0
Jakob Forsbacka Karlsson	2	1	1	2	1	0	0	0	0	0	0	1	100.0
Danton Heinen	2	1	0	1	2	0	0	0	0	0	0	3	33.3
Jake DeBrusk	1	1	0	1	1	0	0	0	1	0	0	3	33.3
Noel Acciari	1	0	1	1	0	0	0	0	0	0	0	2	0.0
Ryan Donato	1	0	1	1	1	0	0	0	0	0	0	2	0.0
David Backes	2	0	0	0	0	0	0	0	0	0	0	4	0.0
Matt Grzelcyk	2	0	0	0	3	4	0	0	0	0	0	2	0.0
Steven Kampfer	2	0	0	0	-2	0	0	0	0	0	0	1	0.0
Torey Krug	2	0	0	0	3	0	0	0	0	0	0	1	0.0
Sean Kuraly	2	0	0	0	0	2	0	0	0	0	0	2	0.0
Joakim Nordstrom	2	0	0	0	0	0	0	0	0	0	0	4	0.0
Chris Wagner	2	0	0	0	-2	0	0	0	0	0	0	2	0.0
Anders Bjork	1	0	0	0	0	0	0	0	0	0	0	2	0.0
Brandon Carlo	1	0	0	0	0	0	0	0	0	0	0	1	0.0
Colby Cave	1	0	0	0	-1	0	0	0	0	0	0	0	0.0
Connor Clifton	1	0	0	0	1	2	0	0	0	0	0	0	0.0
Jeremy Lauzon	1	0	0	0	0	0	0	0	0	0	0	0	0.0
Charlie McAvoy	1	0	0	0	3	0	0	0	0	0	0	1	0.0
John Moore	1	0	0	0	-2	2	0	0	0	0	0	3	0.0
Gemel Smith	1	0	0	0	-2	0	0	0	0	0	0	1	0.0
Jakub Zboril	1	0	0	0	0	0	0	0	0	0	0	0	0.0

POWER PLAY: 0-5 0.0% / PENALTY KILLING: 5-6 83.3%

POWER PLAY: 1-6 16.7% / PENALTY KILLING: 5-5 100.0%

GOALTENDING

COYOTES

Goalie	GP	Min	W-L-OT	SO	GA	SA	SV	GAA	SV%
Darcy Kuemper	2	117	0-2-0	0	6	49	43	3.07	.878

BRUINS

Goalie	GP	Min	W-L-OT	SO	GA	SA	SV	GAA	SV%
Jaroslav Halak	1	60	1-0-0	0	1	33	32	1.00	.970
Tuukka Rask	1	60	1-0-0	0	3	33	30	3.00	.909

GOALS BY PERIOD

COYOTES					BRUINS				
1	2	3	OT	TOT	1	2	3	OT	TOT
2	2	0	0	4	2	4	0	0	6

SHOTS BY PERIOD

COYOTES					BRUINS				
1	2	3	OT	TOT	1	2	3	OT	TOT
17	28	21	0	66	19	12	18	0	49

SEE RECORDS SECTION FOR "ALL TIME VS THE BRUINS" BREAKDOWN



BUFFALO SABRES

2018-19 SEASON SERIES - Won: 0 Lost: 2 OT: 0

AT ARIZONA	COYOTES	SABRES	ATTEND	GOALTENDERS	W. GOAL
Oct 13 '18	Coyotes 0	Sabres 3	15,304	Antti Raanta vs Linus Ullmark	Rasmus Dahlin

LAST TIME VS THE SABRES...

Last Home Win: February 26, 2017 (3-2)
 Last Home Loss: October 13, 2018 (3-0)
 Last Home Tie: February 26, 1982 (4-4)
 Last Road Win: March 21, 2018 (4-1)
 Last Road Loss: December 13, 2018 (3-1)
 Last Road Tie: October 11, 1999 (2-2)

AT BUFFALO	COYOTES	SABRES	ATTEND	GOALTENDERS	W. GOAL
Dec 13 '18	Coyotes 1	Sabres 3	16,872	Darcy Kuemper vs. Carter Hutton	Jeff Skinner

* - Overtime ** - Shootout

INDIVIDUAL SCORING

COYOTES

Player	GP	G	A	P	+/	PIM	PP	SH	GW	GT	EN	S	S%
Christian Fischer	2	1	0	1	0	2	0	0	0	0	0	3	33.3
Richard Panik	2	0	1	1	0	0	0	0	0	0	0	6	0.0
Kevin Connauton	2	0	0	0	0	2	0	0	0	0	0	6	0.0
Nick Cousins	2	0	0	0	-2	0	0	0	0	0	0	2	0.0
Lawson Crouse	2	0	0	0	-1	0	0	0	0	0	0	3	0.0
Oliver Ekman-Larsson	2	0	0	0	-2	2	0	0	0	0	0	5	0.0
Alex Goligoski	2	0	0	0	-4	0	0	0	0	0	0	0	0.0
Niklas Hjalmarsson	2	0	0	0	-3	0	0	0	0	0	0	0	0.0
Clayton Keller	2	0	0	0	-1	0	0	0	0	0	0	6	0.0
Mario Kempe	2	0	0	0	0	0	0	0	0	0	0	2	0.0
Brad Richardson	2	0	0	0	-2	0	0	0	0	0	0	4	0.0
Derek Stepan	2	0	0	0	0	2	0	0	0	0	0	8	0.0
Josh Archibald	1	0	0	0	-1	0	0	0	0	0	0	1	0.0
Michael Bunting	1	0	0	0	0	0	0	0	0	0	0	1	0.0
Jakob Chychrun	1	0	0	0	1	0	0	0	0	0	0	2	0.0
Jason Demers	1	0	0	0	-1	0	0	0	0	0	0	1	0.0
Conor Garland	1	0	0	0	0	0	0	0	0	0	0	3	0.0
Michael Grabner	1	0	0	0	-2	0	0	0	0	0	0	0	0.0
Vinnie Hinostroza	1	0	0	0	-1	0	0	0	0	0	0	3	0.0
Ilya Lyubushkin	1	0	0	0	0	2	0	0	0	0	0	0	0.0
Jordan Oesterle	1	0	0	0	1	0	0	0	0	0	0	1	0.0
Brendan Perlini	1	0	0	0	-1	0	0	0	0	0	0	0	0.0
Nick Schmaltz	1	0	0	0	-1	0	0	0	0	0	0	2	0.0
Dylan Strome	1	0	0	0	0	0	0	0	0	0	0	3	0.0

SABRES

Player	GP	G	A	P	+/	PIM	PP	SH	GW	GT	EN	S	S%
Jeff Skinner	2	2	1	3	3	2	0	0	1	0	0	10	20.0
Evan Rodrigues	2	1	1	2	2	0	0	0	0	0	0	3	33.3
Conor Sheary	2	1	1	2	0	0	1	0	0	0	0	3	33.3
Jack Eichel	2	0	2	2	1	0	0	0	0	0	0	5	0.0
Sam Reinhart	2	0	2	2	1	2	0	0	0	0	0	2	0.0
Rasmus Dahlin	2	1	0	1	0	0	0	0	1	0	0	4	25.0
Casey Mittelstadt	2	1	0	1	1	2	0	0	0	0	0	4	25.0
Rasmus Ristolainen	2	0	1	1	2	2	0	0	0	0	0	4	0.0
Nathan Beaulieu	2	0	0	0	1	0	0	0	0	0	0	4	0.0
Zemgus Girgensons	2	0	0	0	1	0	0	0	0	0	0	0	0.0
Kyle Okposo	2	0	0	0	1	2	0	0	0	0	0	7	0.0
Jason Pominville	2	0	0	0	1	0	0	0	0	0	0	1	0.0
Vladimir Sobotka	2	0	0	0	0	0	0	0	0	0	0	2	0.0
Tage Thompson	2	0	0	0	0	0	0	0	0	0	0	4	0.0
Patrik Berglund	1	0	0	0	0	0	0	0	0	0	0	0	0.0
Zach Bogosian	1	0	0	0	1	0	0	0	0	0	0	0	0.0
Johan Larsson	1	0	0	0	1	0	0	0	0	0	0	0	0.0
Jake McCabe	1	0	0	0	0	0	0	0	0	0	0	1	0.0
Casey Nelson	1	0	0	0	0	0	0	0	0	0	0	0	0.0
Lawrence Pilut	1	0	0	0	1	2	0	0	0	0	0	1	0.0
Marco Scandella	1	0	0	0	2	0	0	0	0	0	0	0	0.0
Matt Tennyson	1	0	0	0	1	0	0	0	0	0	0	1	0.0

POWER PLAY: 1-4 25.0% / PENALTY KILLING: 5-5 100.0%

POWER PLAY: 0-5 0.0% / PENALTY KILLING: 3-4 75.0%

GOALTENDING

COYOTES

Goalie	GP	Min	W-L-OT	SO	GA	SA	SV	GAA	SV%
Darcy Kuemper	1	57	0-1-0	0	3	33	30	3.15	.909
Antti Raanta	1	60	0-1-0	0	3	23	20	3.00	.870

SABRES

Goalie	GP	Min	W-L-OT	SO	GA	SA	SV	GAA	SV%
Linus Ullmark	1	60	1-0-0	1	0	36	36	0.00	1.000
Carter Hutton	1	60	1-0-0	0	1	26	25	1.00	.962

GOALS BY PERIOD

COYOTES					SABRES				
1	2	3	OT	TOT	1	2	3	OT	TOT
1	0	0	0	1	4	0	2	0	6

SHOTS BY PERIOD

COYOTES					SABRES				
1	2	3	OT	TOT	1	2	3	OT	TOT
21	22	19	0	62	14	26	16	0	56

SEE RECORDS SECTION FOR "ALL TIME VS THE SABRES" BREAKDOWN



CALGARY FLAMES

2018-19 SEASON SERIES - Won: 1 Lost: 3 OT: 0

AT ARIZONA	COYOTES	FLAMES	ATTEND	GOALTENDERS	W. GOAL
Mar 7 '19	Coyotes 2	Flames 0	13,341	Darcy Kuemper vs Mike Smith	Clayton Keller
Nov 25 '18	Coyotes 1	Flames 6	12,821	Antti Raanta, Adin Hill vs. Mike Smith	Noah Hanifin

AT CALGARY	COYOTES	FLAMES	ATTEND	GOALTENDERS	W. GOAL
Feb 18 '19	Coyotes 2	Flames 5	18,985	Calvin Pickard vs. Mike Smith	Austin Czarnik
Jan 13 '19	Coyotes 1	Flames 7	17,849	Adin Hill vs. Mike Smith	Sean Monahan

* - Overtime ** - Shootout

LAST TIME VS THE FLAMES...

Last Home Win: March 7, 2019 (2-0)
 Last Home Loss: November 25, 2018 (6-1)
 Last Home Tie: February 2, 1999 (2-2)
 Last Road Win: April 3, 2018 (4-1)
 Last Road Loss: February 18, 2019 (5-2)
 Last Road Tie: October 24, 2000 (2-2)

INDIVIDUAL SCORING

COYOTES												
Player	GP	G	A	P	+/-	PIM	PP	SH	GW	GT	EN	S %
Clayton Keller	4	2	0	2	-4	4	0	0	1	0	0	22.2
Jakob Chychrun	4	1	1	2	-6	2	0	0	0	0	0	14.3
Jordan Oesterle	3	1	0	1	-3	0	1	0	0	0	0	20.0
Conor Garland	2	1	0	1	1	0	0	0	0	0	0	14.3
Jordan Weal	2	1	0	1	-4	0	1	0	0	0	0	50.0
Nick Cousins	4	0	1	1	-2	4	0	0	0	0	0	7.0
Oliver Ekman-Larsson	4	0	1	1	-5	0	0	0	0	0	0	5.0
Alex Galchenyuk	4	0	1	1	-6	0	0	0	0	0	0	0.0
Alex Goligoski	4	0	1	1	-8	2	0	0	0	0	0	5.0
Derek Stepan	3	0	1	1	-4	2	0	0	0	0	0	8.0
Christian Dvorak	1	0	1	1	2	0	0	0	0	0	0	0.0
Lawson Crouse	4	0	0	0	-3	0	0	0	0	0	0	6.0
Christian Fischer	4	0	0	0	-7	0	0	0	0	0	0	6.0
Vinnie Hinostroza	4	0	0	0	-4	0	0	0	0	0	0	7.0
Niklas Hjalmarsson	4	0	0	0	-3	2	0	0	0	0	0	5.0
Josh Archibald	3	0	0	0	-3	2	0	0	0	0	0	0.0
Mario Kempe	3	0	0	0	-1	0	0	0	0	0	0	0.0
Ilya Lyubushkin	3	0	0	0	0	0	0	0	0	0	0	2.0
Richard Panik	3	0	0	0	-2	0	0	0	0	0	0	7.0
Brad Richardson	3	0	0	0	-2	0	0	0	0	0	0	4.0
Michael Grabner	2	0	0	0	-1	0	0	0	0	0	0	5.0
Kevin Connauton	1	0	0	0	0	0	0	0	0	0	0	0.0
Jason Demers	1	0	0	0	0	0	0	0	0	0	0	0.0
Brendan Perlini	1	0	0	0	0	2	0	0	0	0	0	0.0
Dylan Strome	1	0	0	0	-1	0	0	0	0	0	0	3.0

POWER PLAY: 2-12 16.7% / PENALTY KILLING: 9-10 90.0%

FLAMES												
Player	GP	G	A	P	+/-	PIM	PP	SH	GW	GT	EN	S %
Mark Giordano	4	3	4	7	10	2	0	0	0	0	0	25.0
Mikael Backlund	4	1	4	5	5	6	0	0	0	0	1	9.1
Derek Ryan	4	1	3	4	3	0	0	0	0	0	0	50.0
TJ Brodie	3	1	3	4	9	0	0	1	0	0	0	25.0
Michael Frolik	3	1	3	4	6	0	0	0	0	0	0	14.3
Mark Jankowski	4	2	1	3	1	2	0	1	0	0	0	50.0
Sean Monahan	4	2	1	3	5	0	0	0	1	0	0	33.3
Matthew Tkachuk	4	2	1	3	3	2	0	0	0	0	0	28.6
Johnny Gaudreau	4	1	2	3	5	0	0	0	0	0	0	12.5
Elias Lindholm	4	0	3	3	6	2	0	0	0	0	0	0.0
Noah Hanifin	4	2	0	2	1	0	1	1	1	0	0	50.0
Sam Bennett	4	1	1	2	0	2	0	0	0	0	0	20.0
Rasmus Andersson	4	0	2	2	3	0	0	0	0	0	0	9.0
James Neal	2	0	2	2	1	0	0	0	0	0	0	4.0
Austin Czarnik	3	1	0	1	-2	2	0	0	1	0	0	25.0
Garnet Hathaway	4	0	1	1	2	4	0	0	0	0	0	5.0
Andrew Mangiapane	3	0	1	1	1	2	0	0	0	0	0	7.0
Dillon Dube	1	0	1	1	0	0	0	0	0	0	0	0.0
Travis Hamonic	3	0	0	0	-1	0	0	0	0	0	0	3.0
Oliver Kyllington	3	0	0	0	2	0	0	0	0	0	0	0.0
Dalton Prout	2	0	0	0	2	0	0	0	0	0	0	3.0
Oscar Fantenberg	1	0	0	0	0	0	0	0	0	0	0	1.0

POWER PLAY: 1-10 10.0% / PENALTY KILLING: 10-12 83.3%

GOALTENDING

COYOTES									
Goalie	GP	Min	W-L-OT	SO	GA	SA	SV	GAA	SV%
Darcy Kuemper	1	60	1-0-0	1	0	30	30	0.00	1.000
Calvin Pickard	1	59	0-1-0	0	4	32	28	4.09	.875
Antti Raanta	1	44	0-1-0	0	6	26	20	8.17	.769
Adin Hill	2	76	0-1-0	0	7	27	20	5.53	.741

FLAMES									
Goalie	GP	Min	W-L-OT	SO	GA	SA	SV	GAA	SV%
Mike Smith	4	236	3-1-0	0	6	107	101	1.53	.944

GOALS BY PERIOD

COYOTES					FLAMES				
1	2	3	OT	TOT	1	2	3	OT	TOT
1	3	2	0	6	5	6	7	0	18

SHOTS BY PERIOD

COYOTES					FLAMES				
1	2	3	OT	TOT	1	2	3	OT	TOT
36	38	33	0	107	38	40	38	0	116

SEE RECORDS SECTION FOR "ALL TIME VS THE FLAMES" BREAKDOWN



CAROLINA HURRICANES

2018-19 SEASON SERIES - Won: 1 Lost: 1 OT: 0

LAST TIME VS THE HURRICANES...

Last Home Win: November 2, 2018 (4-3, OT)
 Last Home Loss: March 5, 2017 (2-1)
 Last Home Tie: March 15, 1999 (5-5)
 Last Road Win: March 3, 2017 (4-2)
 Last Road Loss: December 16, 2018 (3-0)
 Last Road Tie: December 5, 1997 (2-2)

AT ARIZONA	COYOTES	HURRICANES	ATTEND	GOALTENDERS	W. GOAL
Nov 2 '18*	Coyotes 4	Hurricanes 3	10,562	Antti Raanta vs Petr Mrazek	Michael Grabner

AT CAROLINA	COYOTES	HURRICANES	ATTEND	GOALTENDERS	W. GOAL
Dec 16 '18	Coyotes 0	Hurricanes 3	13,051	Adin Hill vs. Petr Mrazek	Warren Foegele

* - Overtime ** - Shootout

INDIVIDUAL SCORING

COYOTES													HURRICANES															
Player	GP	G	A	P	+/-	PIM	PP	SH	GW	GT	EN	S	S%	Player	GP	G	A	P	+/-	PIM	PP	SH	GW	GT	EN	S	S%	
Alex Goligoski	2	0	3	3	-2	0	0	0	0	0	0	3	0.0	Andrei Svechnikov	2	2	0	2	2	2	0	0	0	0	0	6	33.3	
Nick Cousins	2	1	0	1	-2	0	0	0	0	0	0	1	100.0	Calvin de Haan	2	0	2	2	2	0	0	0	0	0	0	5	0.0	
Brad Richardson	2	1	0	1	1	0	0	1	0	0	0	3	33.3	Justin Faulk	2	0	2	2	2	0	0	0	0	0	0	5	0.0	
Michael Grabner	1	1	0	1	2	0	0	0	1	0	0	4	25.0	Justin Williams	2	0	2	2	1	0	0	0	0	0	0	3	0.0	
Brendan Perlini	1	1	0	1	-1	2	1	0	0	0	0	1	100.0	Sebastian Aho	2	1	0	1	0	4	0	0	0	0	0	7	14.3	
Oliver Ekman-Larsson	2	0	1	1	-2	2	0	0	0	0	0	2	0.0	Warren Foegele	2	1	0	1	0	0	0	0	1	0	4	25.0		
Clayton Keller	2	0	1	1	-2	2	0	0	0	0	0	0	0.0	Jordan Martinook	2	1	0	1	1	2	0	0	0	0	0	3	33.3	
Dylan Strome	1	0	1	1	1	0	0	0	0	0	0	3	0.0	Jordan Staal	1	1	0	1	1	0	0	0	0	0	0	5	20.0	
Lawson Crouse	2	0	0	0	0	4	0	0	0	0	0	1	0.0	Brock McGinn	2	0	1	1	1	0	0	0	0	0	0	3	0.0	
Christian Fischer	2	0	0	0	-3	0	0	0	0	0	0	3	0.0	Brett Pesce	2	0	1	1	2	2	0	0	0	0	0	2	0.0	
Alex Galchenyuk	2	0	0	0	-1	4	0	0	0	0	0	1	0.0	Jacob Slavin	2	0	1	1	0	0	0	0	0	0	0	8	0.0	
Niklas Hjalmarsson	2	0	0	0	0	4	0	0	0	0	0	3	0.0	Teuvo Teravainen	2	0	1	1	1	0	0	0	0	0	0	6	0.0	
Jordan Oesterle	2	0	0	0	0	2	0	0	0	0	0	1	0.0	Trevor van Riemsdyk	2	0	1	1	0	0	0	0	0	0	0	0	0.0	
Richard Panik	2	0	0	0	-1	0	0	0	0	0	0	1	0.0	Lucas Wallmark	2	0	1	1	1	0	0	0	0	0	0	5	0.0	
Derek Stepan	2	0	0	0	-3	0	0	0	0	0	0	9	0.0	Dougie Hamilton	2	0	0	0	2	2	0	0	0	0	0	6	0.0	
Josh Archibald	1	0	0	0	0	0	0	0	0	0	0	3	0.0	Clark Bishop	1	0	0	0	1	0	0	0	0	0	0	0	0.0	
Jakob Chychrun	1	0	0	0	-1	2	0	0	0	0	0	2	0.0	Phillip Di Giuseppe	1	0	0	0	1	0	0	0	0	0	0	2	0.0	
Kevin Connauton	1	0	0	0	-1	2	0	0	0	0	0	2	0.0	Micheal Ferland	1	0	0	0	2	0	0	0	0	0	0	5	0.0	
Jason Demers	1	0	0	0	0	0	0	0	0	0	0	0	0.0	Janne Kuokkanen	1	0	0	0	0	0	0	0	0	0	0	2	0.0	
Conor Garland	1	0	0	0	0	0	0	0	0	0	0	2	0.0	Victor Rask	1	0	0	0	0	0	0	0	0	0	0	1	0.0	
Vinnie Hinostroza	1	0	0	0	0	0	0	0	0	0	0	1	0.0	Nicolas Roy	1	0	0	0	0	0	0	0	0	0	0	0	0.0	
Mario Kempe	1	0	0	0	0	0	0	0	0	0	0	1	0.0	Valentin Zykov	1	0	0	0	-1	0	0	0	0	0	0	0	0.0	
Ilya Lyubushkin	1	0	0	0	-1	0	0	0	0	0	0	0	0.0															
Nick Schmaltz	1	0	0	0	-2	0	0	0	0	0	0	1	0.0															

POWER PLAY: 1-5 20.0% / PENALTY KILLING: 11-11 100.0%

POWER PLAY: 0-11 0.0% / PENALTY KILLING: 4-5 80.0%

GOALTENDING

COYOTES											HURRICANES										
Goalie	GP	Min	W-L-OT	SO	GA	SA	SV	GAA	SV%		Goalie	GP	Min	W-L-OT	SO	GA	SA	SV	GAA	SV%	
Antti Raanta	1	61	1-0-0	0	3	51	48	2.94	.941		Petr Mrazek	2	120	1-0-1	1	4	48	44	2.00	.917	
Adin Hill	1	60	0-1-0	0	3	27	24	3.00	.889												

GOALS BY PERIOD

COYOTES					HURRICANES				
1	2	3	OT	TOT	1	2	3	OT	TOT
3	0	0	1	4	0	3	3	0	6

SHOTS BY PERIOD

COYOTES					HURRICANES				
1	2	3	OT	TOT	1	2	3	OT	TOT
20	13	14	1	48	18	23	36	1	78

SEE RECORDS SECTION FOR "ALL TIME VS THE HURRICANES" BREAKDOWN



CHICAGO BLACKHAWKS

2018-19 SEASON SERIES - Won: 2 Lost: 1 OT: 0

LAST TIME VS THE BLACKHAWKS...

Last Home Win: March 26, 2019 (1-0)
 Last Home Loss: October 21, 2017 (4-2)
 Last Home Tie: October 28, 2003 (2-2)
 Last Road Win: October 18, 2019 (4-1)
 Last Road Loss: March 11, 2019 (7-1)
 Last Road Tie: March 21, 2004 (2-2)

AT ARIZONA	COYOTES	BLACKHAWKS	ATTEND	GOALTENDERS	W. GOAL
Mar 26 '19	Coyotes 1	Blackhawks 0	15,055	Darcy Kuemper vs Corey Crawford	Nick Cousins

AT CHICAGO	COYOTES	BLACKHAWKS	ATTEND	GOALTENDERS	W. GOAL
Mar 11 '19	Coyotes 1	Blackhawks 7	21,574	Darcy Kuemper, Calvin Pickard vs Corey Crawford	Brandon Saad
Oct 18 '18	Coyotes 4	Blackhawks 1	21,210	Antti Raanta vs. Corey Crawford	Vinnie Hinostroza

* - Overtime ** - Shootout

INDIVIDUAL SCORING

COYOTES												
Player	GP	G	A	P	+/-	PIM	PP	SH	GW	GT	EN	S %
Vinnie Hinostroza	3	2	0	2	1	0	0	0	1	0	1	4 50.0
Nick Cousins	3	1	1	2	-1	0	1	0	1	0	0	9 11.1
Clayton Keller	3	1	1	2	0	4	0	0	0	0	0	3 33.3
Oliver Ekman-Larsson	3	0	2	2	0	2	0	0	0	0	0	3 0.0
Lawson Crouse	3	1	0	1	0	0	0	0	0	0	0	8 12.5
Richard Panik	3	1	0	1	-1	0	0	0	0	0	0	10 10.0
Jason Demers	3	0	1	1	3	0	0	0	0	0	0	2 0.0
Jordan Oesterle	3	0	1	1	0	0	0	0	0	0	0	2 0.0
Christian Dvorak	2	0	1	1	0	0	0	0	0	0	0	1 0.0
Kevin Connauton	1	0	1	1	1	2	0	0	0	0	0	4 0.0
Josh Archibald	3	0	0	0	-2	0	0	0	0	0	0	6 0.0
Christian Fischer	3	0	0	0	-2	0	0	0	0	0	0	5 0.0
Alex Goligoski	3	0	0	0	-4	0	0	0	0	0	0	2 0.0
Michael Grabner	3	0	0	0	0	0	0	0	0	0	0	7 0.0
Niklas Hjalmarsson	3	0	0	0	-1	0	0	0	0	0	0	2 0.0
Brad Richardson	3	0	0	0	0	0	0	0	0	0	0	5 0.0
Jakob Chychrun	2	0	0	0	-3	2	0	0	0	0	0	1 0.0
Alex Galchenyuk	2	0	0	0	-2	0	0	0	0	0	0	4 0.0
Derek Stepan	2	0	0	0	3	0	0	0	0	0	0	4 0.0
Mario Kempe	1	0	0	0	-1	0	0	0	0	0	0	0 0.0
Brendan Perlini	1	0	0	0	0	0	0	0	0	0	0	0 0.0
Dylan Strome	1	0	0	0	0	0	0	0	0	0	0	3 0.0

POWER PLAY: 1-4 25.0% / PENALTY KILLING: 4-4 100.0%

BLACKHAWKS												
Player	GP	G	A	P	+/-	PIM	PP	SH	GW	GT	EN	S %
Brendan Perlini	2	3	0	3	3	0	0	0	0	0	0	12 25.0
Jonathan Toews	3	1	2	3	0	0	0	0	0	0	0	11 9.1
Alex DeBrincat	3	0	3	3	1	0	0	0	0	0	0	6 0.0
Erik Gustafsson	3	1	1	2	2	2	0	0	0	0	0	9 11.1
Dominik Kahun	3	0	2	2	1	0	0	0	0	0	0	6 0.0
Patrick Kane	3	1	0	1	0	0	0	0	0	0	0	6 16.7
Chris Kunitz	3	1	0	1	-1	0	0	0	0	0	0	5 20.0
Brandon Saad	3	1	0	1	0	0	0	0	1	0	0	8 12.5
Artem Anisimov	3	0	1	1	-2	0	0	0	0	0	0	1 0.0
David Kampf	3	0	1	1	1	0	0	0	0	0	0	4 0.0
Marcus Kruger	3	0	1	1	1	0	0	0	0	0	0	6 0.0
Brent Seabrook	3	0	1	1	0	2	0	0	0	0	0	6 0.0
Connor Murphy	2	0	1	1	2	0	0	0	0	0	0	0 0.0
Dylan Strome	2	0	1	1	3	0	0	0	0	0	0	1 0.0
Duncan Keith	3	0	0	0	-1	2	0	0	0	0	0	2 0.0
Gustav Forsling	2	0	0	0	1	2	0	0	0	0	0	2 0.0
Dylan Sikura	2	0	0	0	0	0	0	0	0	0	0	3 0.0
Carl Dahlstrom	1	0	0	0	4	0	0	0	0	0	0	1 0.0
Alexandre Fortin	1	0	0	0	0	0	0	0	0	0	0	1 0.0
John Hayden	1	0	0	0	-2	2	0	0	0	0	0	0 0.0
Henri Jokiharju	1	0	0	0	-1	0	0	0	0	0	0	3 0.0
Slater Koekoek	1	0	0	0	0	0	0	0	0	0	0	1 0.0
Brandon Manning	1	0	0	0	-2	0	0	0	0	0	0	0 0.0
Jan Rutta	1	0	0	0	-1	0	0	0	0	0	0	3 0.0
Nick Schmaltz	1	0	0	0	0	0	0	0	0	0	0	2 0.0

POWER PLAY: 0-4 0.0% / PENALTY KILLING: 3-4 75.0%

GOALTENDING

COYOTES									
Goalie	GP	Min	W-L-OT	SO	GA	SA	SV	GAA	SV%
Antti Raanta	1	60	1-0-0	0	1	34	33	1.00	.971
Darcy Kuemper	2	86	1-1-0	1	4	47	43	2.78	.915
Calvin Pickard	1	34	0-0-0	0	3	18	15	5.36	.833

BLACKHAWKS									
Goalie	GP	Min	W-L-OT	SO	GA	SA	SV	GAA	SV%
Corey Crawford	3	176	1-2-0	0	5	84	79	1.70	.940

GOALS BY PERIOD

COYOTES					BLACKHAWKS				
1	2	3	OT	TOT	1	2	3	OT	TOT
2	1	3	0	6	2	5	1	0	8

SHOTS BY PERIOD

COYOTES					BLACKHAWKS				
1	2	3	OT	TOT	1	2	3	OT	TOT
28	26	31	0	85	36	30	33	0	99

SEE RECORDS SECTION FOR "ALL TIME VS THE BLACKHAWKS" BREAKDOWN



COLORADO AVALANCHE

2018-19 SEASON SERIES - Won: 1 Lost: 1OT: 1

LAST TIME VS THE AVALANCHE...

Last Home Win: December 22, 2019 (6-4)
 Last Home Loss: November 23, 2018 (5-1)
 Last Home Tie: November 17, 2002 (4-4)
 Last Road Win: December 27, 2017 (3-1)
 Last Road Loss: March 29, 2019 (3-2, SO)
 Last Road Tie: March 10, 2002 (2-2)

AT ARIZONA	COYOTES	AVALANCHE	ATTEND	GOALTENDERS	W. GOAL
Dec 22 '18	Coyotes 6	Avalanche 4	13,896	Adin Hill vs. Philipp Grubauer, Pavel Francouz	Brad Richardson
Nov 23 '18	Coyotes 1	Avalanche 5	12,029	Antti Raanta vs. Philipp Grubauer	J.T. Compher
AT COLORADO	COYOTES	AVALANCHE	ATTEND	GOALTENDERS	W. GOAL
Mar 29 '19**	Coyotes 2	Avalanche 3	18,045	Darcy Kuemper vs. Philipp Grubauer	Nathan MacKinnon

* - Overtime ** - Shootout

INDIVIDUAL SCORING

COYOTES												
Player	GP	G	A	P	+/-	PIM	PP	SH	GW	GT	EN	S %
Oliver Ekman-Larsson	3	2	1	3	3	0	0	0	0	1	0	10 20.0
Alex Goligoski	3	0	3	3	2	0	0	0	0	0	0	7 0.0
Brad Richardson	3	2	0	2	1	0	0	0	1	0	1	14 14.3
Richard Panik	3	1	1	2	2	8	0	0	0	0	0	11 9.1
Derek Stepan	3	1	1	2	2	2	0	0	0	0	0	6 16.7
Vinnie Hinostroza	2	0	2	2	0	0	0	0	0	0	0	4 0.0
Christian Fischer	3	1	0	1	-1	0	0	0	0	0	0	6 16.7
Conor Garland	1	1	0	1	1	0	0	0	0	0	0	1 100.0
Dylan Strome	1	1	0	1	-3	0	1	0	0	0	0	4 25.0
Nick Cousins	3	0	1	1	-2	2	0	0	0	0	0	7 0.0
Alex Galchenyuk	3	0	1	1	0	2	0	0	0	0	0	5 0.0
Niklas Hjalmarsson	3	0	1	1	1	2	0	0	0	0	0	4 0.0
Clayton Keller	3	0	1	1	2	2	0	0	0	0	0	11 0.0
Ilya Lyubushkin	2	0	1	1	-2	0	0	0	0	0	0	0 0.0
Jason Demers	1	0	1	1	1	0	0	0	0	0	0	1 0.0
Mario Kempe	1	0	1	1	2	2	0	0	0	0	0	0 0.0
Brendan Perlini	1	0	1	1	-2	0	0	0	0	0	0	4 0.0
Nick Schmaltz	1	0	1	1	-1	0	0	0	0	0	0	2 0.0
Lawson Crouse	3	0	0	0	1	5	0	0	0	0	0	5 0.0
Josh Archibald	2	0	0	0	0	0	0	0	0	0	0	4 0.0
Jakob Chychrun	2	0	0	0	0	2	0	0	0	0	0	7 0.0
Kevin Connauton	2	0	0	0	-1	2	0	0	0	0	0	2 0.0
Michael Grabner	2	0	0	0	-1	2	0	0	0	0	0	2 0.0
Jordan Oesterle	2	0	0	0	0	0	0	0	0	0	0	4 0.0
Christian Dvorak	1	0	0	0	1	0	0	0	0	0	0	0 0.0

AVALANCHE												
Player	GP	G	A	P	+/-	PIM	PP	SH	GW	GT	EN	S %
J.T. Compher	3	2	2	4	0	0	0	2	1	0	0	6 33.3
Gabriel Landeskog	3	2	2	4	-1	9	2	0	0	0	0	6 33.3
Nathan MacKinnon	3	2	2	4	0	2	1	0	0	0	0	8 25.0
Alexander Kerfoot	3	2	1	3	0	2	0	0	0	0	0	5 40.0
Mikko Rantanen	2	1	2	3	0	4	0	0	0	0	0	8 12.5
Matt Nieto	3	0	3	3	1	0	0	0	0	0	0	5 0.0
Tyson Barrie	3	1	0	1	1	0	0	0	0	0	0	13 7.7
Derick Brassard	1	1	0	1	0	0	1	0	0	0	0	3 33.3
Ian Cole	3	0	1	1	2	4	0	0	0	0	0	1 0.0
Erik Johnson	3	0	1	1	1	0	0	0	0	0	0	5 0.0
Carl Soderberg	3	0	1	1	-3	0	0	0	0	0	0	5 0.0
Sven Andrighetto	2	0	1	1	1	0	0	0	0	0	0	3 0.0
Colin Wilson	2	0	1	1	0	0	0	0	0	0	0	4 0.0
Matt Calvert	3	0	0	0	-1	0	0	0	0	0	0	8 0.0
Samuel Girard	3	0	0	0	0	0	0	0	0	0	0	1 0.0
Tyson Jost	3	0	0	0	-1	0	0	0	0	0	0	4 0.0
Patrik Nemeth	3	0	0	0	-4	0	0	0	0	0	0	3 0.0
Gabriel Bourque	2	0	0	0	-1	0	0	0	0	0	0	1 0.0
Nikita Zadorov	2	0	0	0	0	0	0	0	0	0	0	2 0.0
Sheldon Dries	1	0	0	0	0	0	0	0	0	0	0	1 0.0
A.J. Greer	1	0	0	0	-1	0	0	0	0	0	0	0 0.0
Vladislav Kamenev	1	0	0	0	0	0	0	0	0	0	0	2 0.0
Anton Lindholm	1	0	0	0	-1	0	0	0	0	0	0	0 0.0

POWER PLAY: 4-13 30.8% / PENALTY KILLING: 7-8 87.5%

POWER PLAY: 1-8 12.5% / PENALTY KILLING: 9-13 69.2%

GOALTENDING

COYOTES									
Goalie	GP	Min	W-L-OT	SO	GA	SA	SV	GAA	SV%
Adin Hill	1	60	1-0-0	0	4	28	24	4.00	.857
Darcy Kuemper	1	65	0-0-1	0	2	27	25	1.86	.926
Antti Raanta	1	60	0-1-0	0	5	39	34	5.00	.872

AVALANCHE									
Goalie	GP	Min	W-L-OT	SO	GA	SA	SV	GAA	SV%
Philipp Grubauer	3	153	2-0-0	0	7	98	91	2.74	.929
Pavel Francouz	1	29	0-1-0	0	1	22	21	2.05	.955

GOALS BY PERIOD

COYOTES					AVALANCHE				
1	2	3	OT	TOT	1	2	3	OT	TOT
2	2	5	0	9	4	2	5	0	11

SHOTS BY PERIOD

COYOTES					AVALANCHE				
1	2	3	OT	TOT	1	2	3	OT	TOT
32	35	31	3	121	35	28	28	3	94

SEE RECORDS SECTION FOR "ALL TIME VS THE AVALANCHE" BREAKDOWN



COLUMBUS BLUE JACKETS

2018-19 SEASON SERIES - Won: 1 Lost: 1OT: 0

LAST TIME VS THE BLUE JACKETS...

Last Home Win: January 3, 2015 (6-3)
 Last Home Loss: February 7, 2019 (4-2)
 Last Home Tie: February 2, 2004 (3-3)
 Last Road Win: October 23, 2018 (4-1)
 Last Road Loss: December 9, 2017 (1-0)
 Last Road Tie: November 16, 2003 (2-2)

AT ARIZONA	COYOTES	BLUE JACKETS	ATTEND	GOALTENDERS	W. GOAL
Feb 7 '19	Coyotes 2	Blue Jackets 4	15,319	Darcy Kuemper vs. Sergei Bobrovsky	Josh Anderson

AT COLUMBUS	COYOTES	BLUE JACKETS	ATTEND	GOALTENDERS	W. GOAL
Oct 23 '18	Coyotes 4	Blue Jackets 1	11,458	Darcy Kuemper vs. Sergei Bobrovsky	Dylan Strome

* - Overtime ** - Shootout

INDIVIDUAL SCORING

COYOTES													BLUE JACKETS															
Player	GP	G	A	P	+/-	PIM	PP	SH	GW	GT	EN	S	S%	Player	GP	G	A	P	+/-	PIM	PP	SH	GW	GT	EN	S	S%	
Christian Fischer	2	3	1	4	4	2	0	0	0	0	0	7	42.9	Josh Anderson	2	1	1	2	1	0	1	0	1	0	0	6	16.7	
Jordan Oesterle	2	1	2	3	0	0	0	0	0	0	0	1	100.0	Boone Jenner	2	1	1	2	2	4	0	0	0	0	0	4	25.0	
Derek Stepan	2	0	3	3	0	0	0	0	0	0	0	2	0.0	Pierre-Luc Dubois	2	1	0	1	-1	0	0	0	0	0	0	5	20.0	
Conor Garland	1	1	0	1	1	0	0	0	0	0	0	2	50.0	David Savard	2	1	0	1	-1	0	0	0	0	0	0	3	33.3	
Dylan Strome	1	1	0	1	0	0	1	0	1	0	0	2	50.0	Lukas Sedlak	2	1	0	1	0	2	0	0	0	0	0	4	25.0	
Nick Cousins	2	0	1	1	1	2	0	0	0	0	0	3	0.0	Cam Atkinson	2	0	1	1	-1	0	0	0	0	0	0	0	7	0.0
Vinnie Hinostroza	2	0	1	1	-3	0	0	0	0	0	0	2	0.0	Seth Jones	2	0	1	1	2	0	0	0	0	0	0	4	0.0	
Brendan Perlini	1	0	1	1	3	0	0	0	0	0	0	4	0.0	Riley Nash	2	0	1	1	-2	2	0	0	0	0	0	4	0.0	
Josh Archibald	2	0	0	0	0	0	0	0	0	0	0	2	0.0	Alexander Wennberg	2	0	1	1	0	0	0	0	0	0	0	2	0.0	
Kevin Connauton	2	0	0	0	2	2	0	0	0	0	0	3	0.0	Zach Werenski	2	0	1	1	0	2	0	0	0	0	0	2	0.0	
Lawson Crouse	2	0	0	0	-1	2	0	0	0	0	0	5	0.0	Oliver Bjorkstrand	2	0	0	0	-1	0	0	0	0	0	0	6	0.0	
Oliver Ekman-Larsson	2	0	0	0	0	2	0	0	0	0	0	8	0.0	Anthony Duclair	2	0	0	0	0	4	0	0	0	0	0	5	0.0	
Alex Galchenyuk	2	0	0	0	-1	0	0	0	0	0	0	5	0.0	Nick Foligno	2	0	0	0	1	0	0	0	0	0	0	5	0.0	
Alex Goligoski	2	0	0	0	-1	0	0	0	0	0	0	3	0.0	Ryan Murray	2	0	0	0	0	0	0	0	0	0	0	2	0.0	
Niklas Hjalmarsson	2	0	0	0	1	2	0	0	0	0	0	1	0.0	Markus Nutivaara	2	0	0	0	-2	0	0	0	0	0	0	2	0.0	
Clayton Keller	2	0	0	0	0	0	0	0	0	0	0	4	0.0	Artemi Panarin	2	0	0	0	-1	0	0	0	0	0	0	7	0.0	
Kyle Capobianco	1	0	0	0	0	0	0	0	0	0	0	0	0.0	Markus Hannikainen	1	0	0	0	0	0	0	0	0	0	0	1	0.0	
Jason Demers	1	0	0	0	0	0	0	0	0	0	0	0	0.0	Scott Harrington	1	0	0	0	-1	0	0	0	0	0	0	0	0.0	
Michael Grabner	1	0	0	0	0	0	0	0	0	0	0	0	0.0	Dean Kukan	1	0	0	0	0	2	0	0	0	0	0	0	0.0	
Mario Kempe	1	0	0	0	1	0	0	0	0	0	0	1	0.0	Sonny Milano	1	0	0	0	-1	0	0	0	0	0	0	0	0.0	
Richard Panik	1	0	0	0	-3	0	0	0	0	0	0	0	0.0															
Brad Richardson	1	0	0	0	0	2	0	0	0	0	0	1	0.0															
Jordan Weal	1	0	0	0	1	0	0	0	0	0	0	1	0.0															

POWER PLAY: 1-6 16.7% / PENALTY KILLING: 4-5 80.0%

POWER PLAY: 1-5 20.0% / PENALTY KILLING: 5-6 83.3%

GOALTENDING

COYOTES										BLUE JACKETS									
Goalie	GP	Min	W-L-OT	SO	GA	SA	SV	GAA	SV%	Goalie	GP	Min	W-L-OT	SO	GA	SA	SV	GAA	SV%
Darcy Kuemper	2	118	1-1-0	0	5	69	64	2.55	.928	Sergei Bobrovsky	2	120	1-1-0	0	6	57	51	3.00	.895

GOALS BY PERIOD

COYOTES					BLUE JACKETS				
1	2	3	OT	TOT	1	2	3	OT	TOT
2	3	1	0	6	3	1	1	0	5

SHOTS BY PERIOD

COYOTES					BLUE JACKETS				
1	2	3	OT	TOT	1	2	3	OT	TOT
21	22	14	0	57	29	22	18	0	69

SEE RECORDS SECTION FOR "ALL TIME VS THE BLUE JACKETS" BREAKDOWN



DALLAS STARS

2018-19 SEASON SERIES - Won: 1 Lost: 2 OT: 0

LAST TIME VS THE STARS...

Last Home Win: February 9, 2019 (3-2)
 Last Home Loss: February 1, 2018 (4-1)
 Last Home Tie: November 20, 2002 (2-2)
 Last Road Win: February 7, 2012 (4-1)
 Last Road Loss: February 4, 2019 (5-4)
 Last Road Tie: November 14, 2003 (3-3)

AT ARIZONA	COYOTES	STARS	ATTEND	GOALTENDERS	W. GOAL
Feb 9 '19	Coyotes 3	Stars 2	13,418	Darcy Kuemper vs. Anton Khudobin	Alex Galchenyuk

AT DALLAS	COYOTES	STARS	ATTEND	GOALTENDERS	W. GOAL
Feb 4 '19	Coyotes 4	Stars 5	17,996	Darcy Kuemper vs. Ben Bishop	Tyler Seguin
Oct 4 '18	Coyotes 0	Stars 3	18,532	Antti Raanta vs. Ben Bishop	Devin Shore

* - Overtime ** - Shootout

INDIVIDUAL SCORING

COYOTES

Player	GP	G	A	P	+/-	PIM	PP	SH	GW	GT	EN	S	S%
Alex Galchenyuk	2	3	1	4	2	2	1	0	1	0	0	10	30.0
Nick Cousins	3	0	4	4	1	0	0	0	0	0	0	7	0.0
Clayton Keller	3	0	3	3	2	0	0	0	0	0	0	11	0.0
Alex Goligoski	3	1	1	2	-2	0	1	0	0	0	0	3	33.3
Jordan Oesterle	3	0	2	2	0	0	0	0	0	0	0	2	0.0
Kevin Connauton	3	1	0	1	0	2	0	0	0	0	0	6	16.7
Oliver Ekman-Larsson	3	1	0	1	0	4	0	0	0	0	0	9	11.1
Vinnie Hinostroza	3	1	0	1	-2	0	0	0	0	0	0	11	9.1
Lawson Crouse	3	0	1	1	1	2	0	0	0	0	0	3	0.0
Josh Archibald	2	0	1	1	1	0	0	0	0	0	0	4	0.0
Ilya Lyubushkin	1	0	1	1	0	0	0	0	0	0	0	1	0.0
Christian Fischer	3	0	0	0	-1	4	0	0	0	0	0	3	0.0
Niklas Hjalmarsson	3	0	0	0	-2	4	0	0	0	0	0	2	0.0
Mario Kempe	3	0	0	0	1	2	0	0	0	0	0	4	0.0
Richard Panik	3	0	0	0	-3	2	0	0	0	0	0	9	0.0
Derek Stepan	3	0	0	0	-3	0	0	0	0	0	0	13	0.0
Conor Garland	2	0	0	0	-1	2	0	0	0	0	0	3	0.0
Jordan Weal	2	0	0	0	0	0	0	0	0	0	0	1	0.0
Jakob Chychrun	1	0	0	0	0	0	0	0	0	0	0	1	0.0
Jason Demers	1	0	0	0	0	0	0	0	0	0	0	1	0.0
Michael Grabner	1	0	0	0	-1	0	0	0	0	0	0	1	0.0
Brendan Perlini	1	0	0	0	-1	0	0	0	0	0	0	2	0.0
Brad Richardson	1	0	0	0	-2	0	0	0	0	0	0	2	0.0
Dylan Strome	1	0	0	0	0	0	0	0	0	0	0	2	0.0

STARS

Player	GP	G	A	P	+/-	PIM	PP	SH	GW	GT	EN	S	S%
Jamie Benn	3	0	5	5	4	4	0	0	0	0	0	5	0.0
John Klingberg	3	2	1	3	1	0	1	0	0	0	0	7	28.6
Alexander Radulov	3	2	1	3	2	2	0	0	0	0	0	8	25.0
Miro Heiskanen	3	0	3	3	1	0	0	0	0	0	0	3	0.0
Radek Faksa	3	1	1	2	0	0	1	0	0	0	0	6	16.7
Roope Hintz	3	1	1	2	0	0	1	0	0	0	0	4	25.0
Tyler Seguin	3	1	1	2	2	0	0	0	1	0	0	14	7.1
Connor Carrick	1	0	2	2	2	0	0	0	0	0	0	1	0.0
Mattias Janmark	3	1	0	1	0	0	0	0	0	0	0	4	25.0
Brett Ritchie	3	1	0	1	0	17	0	0	0	0	0	1	100.0
Devin Shore	1	1	0	1	1	0	0	0	1	0	0	1	100.0
Blake Comeau	3	0	1	1	0	4	0	0	0	0	0	2	0.0
Jason Dickinson	3	0	1	1	0	0	0	0	0	0	0	4	0.0
Esa Lindell	3	0	1	1	1	2	0	0	0	0	0	5	0.0
Jason Spezza	3	0	1	1	-1	2	0	0	0	0	0	5	0.0
Denis Gurianov	2	0	1	1	-2	0	0	0	0	0	0	5	0.0
Roman Polak	3	0	0	0	0	2	0	0	0	0	0	1	0.0
Andrew Cogliano	2	0	0	0	0	0	0	0	0	0	0	4	0.0
Taylor Fedun	2	0	0	0	-1	2	0	0	0	0	0	5	0.0
Jamie Oleksiak	2	0	0	0	-1	2	0	0	0	0	0	4	0.0
Marc Methot	1	0	0	0	0	0	0	0	0	0	0	0	0.0
Tyler Pitlick	1	0	0	0	1	0	0	0	0	0	0	0	0.0

POWER PLAY: 3-9 33.3% / PENALTY KILLING: 7-9 77.8%

POWER PLAY: 2-9 22.2% / PENALTY KILLING: 6-9 66.7%

GOALTENDING

COYOTES

Goalie	GP	Min	W-L-OT	SO	GA	SA	SV	GAA	SV%
Darcy Kuemper	2	118	1-1-0	0	7	64	57	3.57	.891
Antti Raanta	1	60	0-1-0	0	3	25	22	3.00	.880

STARS

Goalie	GP	Min	W-L-OT	SO	GA	SA	SV	GAA	SV%
Ben Bishop	2	120	2-0-0	1	4	72	68	2.00	.944
Anton Khudobin	1	58	0-1-0	0	3	39	36	3.09	.923

GOALS BY PERIOD

COYOTES					STARS				
1	2	3	OT	TOT	1	2	3	OT	TOT
2	2	3	0	7	0	4	6	0	10

SHOTS BY PERIOD

COYOTES					STARS				
1	2	3	OT	TOT	1	2	3	OT	TOT
40	36	35	0	111	35	29	25	0	89

SEE RECORDS SECTION FOR "ALL TIME VS THE STARS" BREAKDOWN



DETROIT RED WINGS

2018-19 SEASON SERIES - Won: 1 Lost: 1OT: 0

LAST TIME VS THE RED WINGS...

Last Home Win: March 2, 2019 (3-1)
 Last Home Loss: October 12, 2017 (4-2)
 Last Home Tie: March 18, 2004 (1-1)
 Last Road Win: December 13, 2016 (4-1)
 Last Road Loss: November 13, 2018 (6-1)
 Last Road Tie: January 16, 2004 (3-3)

AT ARIZONA	COYOTES	RED WINGS	ATTEND	GOALTENDERS	W. GOAL
Mar 2 '19	Coyotes 3	Red Wings 1	15,552	Darcy Kuemper vs. Jimmy Howard	Oliver Ekman-Larsson

AT DETROIT	COYOTES	RED WINGS	ATTEND	GOALTENDERS	W. GOAL
Nov 13 '18	Coyotes 1	Red Wings 6	18,257	Darcy Kuemper, Hunter Miska vs. Jimmy Howard	Dennis Cholowski

* - Overtime ** - Shootout

INDIVIDUAL SCORING

COYOTES

Player	GP	G	A	P	+/-	PIM	PP	SH	GW	GT	EN	S	S%
Vinnie Hinostroza	2	1	2	3	0	0	0	0	0	0	0	6	16.7
Oliver Ekman-Larsson	2	1	1	2	-1	4	0	0	1	0	0	5	20.0
Richard Panik	2	0	2	2	-2	2	0	0	0	0	0	1	0.0
Lawson Crouse	2	1	0	1	1	0	0	0	0	0	0	6	16.7
Josh Archibald	1	1	0	1	1	0	0	0	0	0	0	4	25.0
Jakob Chychrun	2	0	1	1	0	2	0	0	0	0	0	4	0.0
Niklas Hjalmarsson	2	0	1	1	2	0	0	0	0	0	0	2	0.0
Dylan Strome	1	0	1	1	-1	0	0	0	0	0	0	0	0.0
Kevin Connauton	2	0	0	0	0	0	0	0	0	0	0	0	0.0
Nick Cousins	2	0	0	0	0	0	0	0	0	0	0	4	0.0
Christian Fischer	2	0	0	0	-1	0	0	0	0	0	0	6	0.0
Alex Galchenyuk	2	0	0	0	-2	0	0	0	0	0	0	6	0.0
Clayton Keller	2	0	0	0	-1	0	0	0	0	0	0	8	0.0
Jordan Oesterle	2	0	0	0	-1	0	0	0	0	0	0	0	0.0
Brad Richardson	2	0	0	0	1	4	0	0	0	0	0	3	0.0
Jason Demers	1	0	0	0	-3	0	0	0	0	0	0	1	0.0
Christian Dvorak	1	0	0	0	1	0	0	0	0	0	0	2	0.0
Conor Garland	1	0	0	0	0	0	0	0	0	0	0	6	0.0
Alex Goligoski	1	0	0	0	2	0	0	0	0	0	0	0	0.0
Michael Grabner	1	0	0	0	-1	0	0	0	0	0	0	0	0.0
Mario Kempe	1	0	0	0	0	2	0	0	0	0	0	0	0.0
Brendan Perlini	1	0	0	0	0	0	0	0	0	0	0	3	0.0
Derek Stepan	1	0	0	0	0	0	0	0	0	0	0	2	0.0

POWER PLAY: 0-8 0.0% / PENALTY KILLING: 3-5 60.0%

RED WINGS

Player	GP	G	A	P	+/-	PIM	PP	SH	GW	GT	EN	S	S%
Mike Green	2	1	2	3	0	0	0	0	0	0	0	3	33.3
Andreas Athanasiou	2	1	1	2	3	2	0	0	0	0	0	6	16.7
Dylan Larkin	2	1	1	2	-3	2	1	0	0	0	0	4	25.0
Anthony Mantha	2	1	1	2	-1	4	0	0	0	0	0	3	33.3
Frans Nielsen	2	0	2	2	3	0	0	0	0	0	0	5	0.0
Luke Glendening	2	1	0	1	2	0	0	0	0	0	0	2	50.0
Michael Rasmussen	2	1	0	1	-1	2	1	0	0	0	0	1	100.0
Dennis Cholowski	1	1	0	1	0	0	0	0	1	0	0	1	100.0
Justin Abdelkader	2	0	1	1	1	0	0	0	0	0	0	3	0.0
Tyler Bertuzzi	2	0	1	1	-1	0	0	0	0	0	0	1	0.0
Danny DeKeyser	2	0	1	1	2	4	0	0	0	0	0	3	0.0
Darren Helm	2	0	1	1	1	4	0	0	0	0	0	3	0.0
Niklas Kronwall	2	0	1	1	-1	0	0	0	0	0	0	2	0.0
Nick Jensen	1	0	1	1	1	0	0	0	0	0	0	1	0.0
Madison Bowey	1	0	0	0	-1	0	0	0	0	0	0	2	0.0
Trevor Daley	1	0	0	0	3	0	0	0	0	0	0	1	0.0
Jacob de la Rose	1	0	0	0	0	0	0	0	0	0	0	1	0.0
Jonathan Ericsson	1	0	0	0	-1	0	0	0	0	0	0	0	0.0
Martin Frk	1	0	0	0	-1	0	0	0	0	0	0	2	0.0
Filip Hronek	1	0	0	0	0	0	0	0	0	0	0	1	0.0
Wade Megan	1	0	0	0	-1	0	0	0	0	0	0	2	0.0
Gustav Nyquist	1	0	0	0	1	0	0	0	0	0	0	1	0.0
Luke Witkowski	1	0	0	0	-1	0	0	0	0	0	0	0	0.0
Filip Zadina	1	0	0	0	0	0	0	0	0	0	0	1	0.0

POWER PLAY: 2-5 40.0% / PENALTY KILLING: 8-8 100.0%

GOALTENDING

COYOTES

Goalie	GP	Min	W-L-OT	SO	GA	SA	SV	GAA	SV%
Darcy Kuemper	2	102	1-1-0	0	6	40	34	3.54	.850
Hunter Miska	1	18	0-0-0	0	1	9	8	3.28	.889

RED WINGS

Goalie	GP	Min	W-L-OT	SO	GA	SA	SV	GAA	SV%
Jimmy Howard	2	119	1-1-0	0	4	69	65	2.02	.942

GOALS BY PERIOD

COYOTES					RED WINGS				
1	2	3	OT	TOT	1	2	3	OT	TOT
2	0	2	0	4	3	2	2	0	7

SHOTS BY PERIOD

COYOTES					RED WINGS				
1	2	3	OT	TOT	1	2	3	OT	TOT
22	22	25	0	69	19	13	17	0	49

SEE RECORDS SECTION FOR "ALL TIME VS THE RED WINGS" BREAKDOWN



EDMONTON OILERS

2018-19 SEASON SERIES - Won: 2 Lost: 1 OT: 1

LAST TIME VS THE OILERS...

Last Home Win: February 17, 2018 (1-0)
 Last Home Loss: March 16, 2019 (3-2, OT)
 Last Home Tie: December 12, 2003 (3-3)
 Last Road Win: February 19, 2019 (3-2, SO)
 Last Road Loss: March 5, 2018 (4-3, OT)
 Last Road Tie: January 26, 2001 (1-1)

AT ARIZONA	COYOTES	OILERS	ATTEND	GOALTENDERS	W. GOAL
Mar 16 '19*	Coyotes 2	Oilers 3	15,016	Darcy Kuemper vs. Mikko Koskinen	Connor McDavid
Jan 02 '19	Coyotes 1	Oilers 3	12,583	Adin Hill vs. Mikko Koskinen	Connor McDavid

AT EDMONTON	COYOTES	OILERS	ATTEND	GOALTENDERS	W. GOAL
Feb 19 '19**	Coyotes 3	Oilers 2	18,347	Darcy Kuemper vs. Mikko Koskinen	Vinnie Hinostroza
Jan 12 '19	Coyotes 3	Oilers 2	18,347	Darcy Kuemper vs. Cam Talbot	Conor Garland

* - Overtime ** - Shootout

INDIVIDUAL SCORING

COYOTES												
Player	GP	G	A	P	+/-	PIM	PP	SH	GW	GT	EN	S %
Alex Galchenyuk	4	2	2	4	-2	4	1	0	0	0	0	12 16.7
Conor Garland	4	2	1	3	0	4	2	0	1	0	0	7 28.6
Jordan Oesterle	4	1	1	2	2	0	0	0	0	0	0	6 16.7
Jakob Chychrun	4	0	2	2	-3	0	0	0	0	0	0	12 0.0
Mario Kempe	4	0	2	2	0	4	0	0	0	0	0	7 0.0
Josh Archibald	4	1	0	1	0	2	0	0	0	0	0	6 16.7
Vinnie Hinostroza	4	1	0	1	-1	0	0	0	0	0	0	15 6.7
Brad Richardson	3	1	0	1	-3	0	0	0	0	0	0	6 16.7
Nick Cousins	4	0	1	1	0	0	0	0	0	0	0	3 0.0
Lawson Crouse	4	0	1	1	0	2	0	0	0	0	0	2 0.0
Oliver Ekman-Larsson	4	0	1	1	-6	0	0	0	0	0	0	9 0.0
Niklas Hjalmarsson	4	0	1	1	-2	0	0	0	0	0	0	2 0.0
Clayton Keller	4	0	1	1	-3	0	0	0	0	0	0	5 0.0
Richard Panik	3	0	1	1	-3	2	0	0	0	0	0	6 0.0
Derek Stepan	3	0	1	1	-1	0	0	0	0	0	0	10 0.0
Kevin Connauton	2	0	1	1	0	0	0	0	0	0	0	2 0.0
Christian Fischer	3	0	0	0	-1	0	0	0	0	0	0	2 0.0
Alex Goligoski	3	0	0	0	1	2	0	0	0	0	0	7 0.0
Ilya Lyubushkin	2	0	0	0	-1	0	0	0	0	0	0	1 0.0
Jordan Weal	2	0	0	0	0	0	0	0	0	0	0	1 0.0
Jason Demers	1	0	0	0	1	0	0	0	0	0	0	0 0.0
Christian Dvorak	1	0	0	0	-1	2	0	0	0	0	0	1 0.0
Michael Grabner	1	0	0	0	-1	0	0	0	0	0	0	2 0.0

POWER PLAY: 3-12 25.0% / PENALTY KILLING: 10-10 100.0%

OILERS												
Player	GP	G	A	P	+/-	PIM	PP	SH	GW	GT	EN	S %
Connor McDavid	3	5	2	7	5	0	0	1	2	0	1	7 71.4
Leon Draisaitl	4	1	4	5	4	2	0	0	0	0	0	12 8.3
Zack Kassian	4	0	3	3	3	4	0	0	0	0	0	9 0.0
Adam Larsson	4	1	1	2	4	2	0	0	0	0	0	11 9.1
Ryan Nugent-Hopkins	4	1	1	2	2	0	0	0	0	0	0	7 14.3
Kris Russell	3	1	1	2	2	0	0	0	0	0	0	2 50.0
Matt Benning	4	1	0	1	-1	0	0	0	0	0	0	4 25.0
Darnell Nurse	4	0	1	1	4	2	0	0	0	0	0	10 0.0
Alex Chiasson	3	0	1	1	0	2	0	0	0	0	0	4 0.0
Ty Rattie	3	0	1	1	2	0	0	0	0	0	0	9 0.0
Oscar Klefbom	2	0	1	1	2	0	0	0	0	0	0	4 0.0
Milan Lucic	4	0	0	0	-1	2	0	0	0	0	0	5 0.0
Tobias Rieder	4	0	0	0	0	0	0	0	0	0	0	1 0.0
Kyle Brodziak	3	0	0	0	1	4	0	0	0	0	0	4 0.0
Juhar Khaira	3	0	0	0	-1	0	0	0	0	0	0	1 0.0
Colby Cave	2	0	0	0	2	0	0	0	0	0	0	3 0.0
Josh Currie	2	0	0	0	0	0	0	0	0	0	0	2 0.0
Sam Gagner	2	0	0	0	-1	2	0	0	0	0	0	4 0.0
Joseph Gambardella	2	0	0	0	0	0	0	0	0	0	0	1 0.0
Caleb Jones	2	0	0	0	0	0	0	0	0	0	0	2 0.0
Jesse Puljujarvi	2	0	0	0	0	0	0	0	0	0	0	3 0.0
Andrej Sekera	2	0	0	0	-1	0	0	0	0	0	0	2 0.0
Ryan Spooner	2	0	0	0	0	0	0	0	0	0	0	2 0.0
Kevin Gravel	1	0	0	0	0	0	0	0	0	0	0	1 0.0
Brad Malone	1	0	0	0	0	0	0	0	0	0	0	0 0.0
Brandon Manning	1	0	0	0	0	0	0	0	0	0	0	0 0.0
Alexander Petrovic	1	0	0	0	-1	0	0	0	0	0	0	1 0.0

POWER PLAY: 0-10 0.0% / PENALTY KILLING: 9-12 75.0%

GOALTENDING

COYOTES									
Goalie	GP	Min	W-L-OT	SO	GA	SA	SV	GAA	SV%
Darcy Kuemper	3	186	2-0-1	0	7	87	80	2.26	.920
Adin Hill	1	58	0-1-0	0	2	23	21	2.06	.913

OILERS									
Goalie	GP	Min	W-L-OT	SO	GA	SA	SV	GAA	SV%
Mikko Koskinen	3	183	2-0-1	0	5	95	90	1.64	.947
Cam Talbot	1	59	0-1-0	0	3	29	26	3.07	.897

GOALS BY PERIOD

COYOTES					OILERS				
1	2	3	OT	TOT	1	2	3	OT	TOT
2	4	2	0	8	2	4	3	1	10

SHOTS BY PERIOD

COYOTES					OILERS				
1	2	3	OT	TOT	1	2	3	OT	TOT
49	46	27	2	124	30	38	34	9	111

SEE RECORDS SECTION FOR "ALL TIME VS THE OILERS" BREAKDOWN



FLORIDA PANTHERS

2018-19 SEASON SERIES - Won: 1 Lost: 1OT: 0

AT ARIZONA	COYOTES	PANTHERS	ATTEND	GOALTENDERS	W. GOAL
Feb 26 '19**	Coyotes 4	Panthers 3	11,912	Darcy Kuemper vs. Roberto Luongo, James Reimer	Alex Galchenyuk

LAST TIME VS THE PANTHERS...

Last Home Win: February 26, 2019 (4-3, SO)
 Last Home Loss: December 19, 2017 (3-2)
 Last Home Tie: November 22, 2002 (3-3)
 Last Road Win: March 11, 2014 (3-1)
 Last Road Loss: March 21, 2019 (4-2)
 Last Road Tie: None

AT FLORIDA	COYOTES	PANTHERS	ATTEND	GOALTENDERS	W. GOAL
Mar 21 '19	Coyotes 2	Panthers 4	12,576	Darcy Kuemper vs. Roberto Luongo	MacKenzie Weegar

* - Overtime ** - Shootout

INDIVIDUAL SCORING

COYOTES

Player	GP	G	A	P	+/-	PIM	PP	SH	GW	GT	EN	S	S%
Derek Stepan	1	2	0	2	2	0	0	1	0	0	0	6	33.3
Brad Richardson	2	1	1	2	0	2	0	0	0	0	0	5	20.0
Oliver Ekman-Larsson	2	1	0	1	1	0	1	0	0	0	0	8	12.5
Michael Grabner	1	1	0	1	0	0	0	1	0	0	0	3	33.3
Josh Archibald	2	0	1	1	1	0	0	0	0	0	0	1	0.0
Jakob Chychrun	2	0	1	1	-1	2	0	0	0	0	0	4	0.0
Lawson Crouse	2	0	1	1	1	0	0	0	0	0	0	3	0.0
Clayton Keller	2	0	1	1	-2	0	0	0	0	0	0	7	0.0
Nick Cousins	2	0	0	0	-1	0	0	0	0	0	0	2	0.0
Christian Dvorak	2	0	0	0	-3	0	0	0	0	0	0	4	0.0
Alex Galchenyuk	2	0	0	0	-3	0	0	0	0	0	0	8	0.0
Conor Garland	2	0	0	0	-3	0	0	0	0	0	0	3	0.0
Alex Goligoski	2	0	0	0	-2	0	0	0	0	0	0	3	0.0
Vinnie Hinostroza	2	0	0	0	0	0	0	0	0	0	0	3	0.0
Niklas Hjalmarsson	2	0	0	0	3	2	0	0	0	0	0	2	0.0
Mario Kempe	2	0	0	0	0	0	0	0	0	0	0	4	0.0
Jordan Oesterle	2	0	0	0	-3	0	0	0	0	0	0	3	0.0
Richard Panik	2	0	0	0	0	0	0	0	0	0	0	3	0.0
Jason Demers	1	0	0	0	0	0	0	0	0	0	0	2	0.0
Ilya Lyubushkin	1	0	0	0	-2	0	0	0	0	0	0	0	0.0

POWER PLAY: 1-7 14.3% / PENALTY KILLING: 3-4 75.0%

PANTHERS

Player	GP	G	A	P	+/-	PIM	PP	SH	GW	GT	EN	S	S%	
Jonathan Huberdeau	2	0	4	4	-1	0	0	0	0	0	0	4	0.0	
Aleksander Barkov	2	3	0	3	2	0	0	0	0	0	1	5	60.0	
Mike Hoffman	2	2	0	2	-2	2	1	0	0	0	0	3	66.7	
Troy Brouwer	2	0	2	2	2	0	0	0	0	0	0	2	0.0	
Evgenii Dadonov	2	0	2	2	0	0	0	0	0	0	0	2	0.0	
Jamie McGinn	2	1	0	1	1	2	0	0	0	0	0	3	33.3	
MacKenzie Weegar	1	1	0	1	2	0	0	0	1	0	0	1	100.0	
Aaron Ekblad	2	0	1	1	2	2	0	0	0	0	0	0	4	0.0
Riley Sheahan	2	0	1	1	1	0	0	0	0	0	0	4	0.0	
Frank Vatrano	2	0	1	1	1	0	0	0	0	0	0	7	0.0	
Keith Yandle	2	0	1	1	0	0	0	0	0	0	0	2	0.0	
Henrik Borgstrom	2	0	0	0	0	0	0	0	0	0	0	1	0.0	
Josh Brown	2	0	0	0	0	2	0	0	0	0	0	1	0.0	
Jayce Hawryluk	2	0	0	0	0	2	0	0	0	0	0	0	0.0	
Mark Pysyk	2	0	0	0	2	0	0	0	0	0	0	0	0.0	
Vincent Trocheck	2	0	0	0	-1	2	0	0	0	0	0	8	0.0	
Dryden Hunt	1	0	0	0	0	0	0	0	0	0	0	0	0.0	
Mike Matheson	1	0	0	0	0	0	0	0	0	0	0	1	0.0	
Ian McCoshen	1	0	0	0	1	0	0	0	0	0	0	0	0.0	
Colton Sceviour	1	0	0	0	0	0	0	0	0	0	0	0	0.0	
Riley Stillman	1	0	0	0	0	2	0	0	0	0	0	1	0.0	

POWER PLAY: 1-4 25.0% / PENALTY KILLING: 6-7 85.7%

GOALTENDING

COYOTES

Goalie	GP	Min	W-L-OT	SO	GA	SA	SV	GAA	SV%
Darcy Kuemper	2	123	1-1-0	0	6	48	42	2.93	.875

PANTHERS

Goalie	GP	Min	W-L-OT	SO	GA	SA	SV	GAA	SV%
Roberto Luongo	2	104	1-0-1	0	5	64	59	2.87	.922
James Reimer	1	21	0-0-0	0	0	10	10	0.00	1.000

GOALS BY PERIOD

COYOTES					PANTHERS				
1	2	3	OT	TOT	1	2	3	OT	TOT
1	2	2	0	5	1	2	4	0	7

SHOTS BY PERIOD

COYOTES					PANTHERS				
1	2	3	OT	TOT	1	2	3	OT	TOT
21	18	29	6	74	15	14	13	7	49

SEE RECORDS SECTION FOR "ALL TIME VS THE PANTHERS" BREAKDOWN



LOS ANGELES KINGS

2018-19 SEASON SERIES - Won: 2 Lost: 2 OT: 0

AT ARIZONA	COYOTES	KINGS	ATTEND	GOALTENDERS	W. GOAL
Apr 2 '19	Coyotes 1	Kings 3	14,687	Darcy Kuemper, Calvin Pickard vs. Jack Campbell	Trevor Lewis
Mar 9 '19	Coyotes 4	Kings 2	14,976	Darcy Kuemper vs. Jack Campbell	Christian Dvorak

AT LOS ANGELES	COYOTES	KINGS	ATTEND	GOALTENDERS	W. GOAL
Dec 27 '18	Coyotes 1	Kings 2	18,230	Darcy Kuemper vs. Jonathan Quick	Dustin Brown
Dec 04 '18	Coyotes 2	Kings 1	17,203	Adin Hill vs. Jonathan Quick	Nick Schmaltz

* - Overtime ** - Shootout

LAST TIME VS THE KINGS...

Last Home Win: March 9, 2019 (4-2)
 Last Home Loss: April 2, 2019 (3-1)
 Last Home Tie: December 26, 2001 (1-1)
 Last Road Win: December 4, 2018 (2-1)
 Last Road Loss: December 27, 2018 (2-1)
 Last Road Tie: December 18, 2003 (4-4)

INDIVIDUAL SCORING

COYOTES												
Player	GP	G	A	P	+/-	PIM	PP	SH	GW	GT	EN	S %
Clayton Keller	4	0	3	3	-3	0	0	0	0	0	12	0.0
Christian Dvorak	2	2	0	2	-1	0	1	0	1	0	5	40.0
Michael Grabner	2	2	0	2	2	0	0	1	0	0	3	66.7
Jakob Chychrun	3	1	1	2	-2	4	1	0	0	0	4	25.0
Oliver Ekman-Larsson	4	0	2	2	-3	2	0	0	0	0	12	0.0
Lawson Crouse	4	1	0	1	-2	5	0	1	0	0	8	12.5
Brad Richardson	3	1	0	1	3	2	0	0	0	0	6	16.7
Nick Schmaltz	2	1	0	1	-1	0	1	0	1	0	2	50.0
Josh Archibald	4	0	1	1	-2	0	0	0	0	0	4	0.0
Alex Galchenyuk	4	0	1	1	-1	0	0	0	0	0	8	0.0
Alex Goligoski	4	0	1	1	0	0	0	0	0	0	6	0.0
Niklas Hjalmarsson	4	0	1	1	-1	2	0	0	0	0	2	0.0
Vinnie Hinostroza	3	0	1	1	1	0	0	0	0	0	8	0.0
Conor Garland	2	0	1	1	0	0	0	0	0	0	6	0.0
Nick Cousins	4	0	0	0	-2	4	0	0	0	0	6	0.0
Jordan Oesterle	4	0	0	0	1	2	0	0	0	0	7	0.0
Richard Panik	4	0	0	0	-2	0	0	0	0	0	10	0.0
Christian Fischer	3	0	0	0	0	0	0	0	0	0	1	0.0
Mario Kempe	3	0	0	0	0	0	0	0	0	0	2	0.0
Derek Stepan	3	0	0	0	-3	0	0	0	0	0	9	0.0
Kevin Connauton	2	0	0	0	-1	0	0	0	0	0	2	0.0
Jason Demers	2	0	0	0	0	0	0	0	0	0	5	0.0
Michael Bunting	1	0	0	0	0	0	0	0	0	0	0	0.0
Ilya Lyubushkin	1	0	0	0	0	0	0	0	0	0	1	0.0

POWER PLAY: 3-17 17.6% / PENALTY KILLING: 6-6 100.0%

KINGS												
Player	GP	G	A	P	+/-	PIM	PP	SH	GW	GT	EN	S %
Drew Doughty	4	1	3	4	1	4	0	0	0	0	1	12 8.3
Kyle Clifford	4	1	2	3	2	19	0	0	0	0	4	25.0
Dustin Brown	4	1	1	2	2	0	0	0	1	0	5	20.0
Adrian Kempe	4	1	1	2	1	2	0	0	0	0	7	14.3
Anze Kopitar	4	0	2	2	1	4	0	0	0	0	5	0.0
Alec Martinez	3	1	0	1	0	0	0	0	0	0	5	20.0
Carl Grundstrom	2	1	0	1	0	0	0	0	0	0	1	100.0
Trevor Lewis	2	1	0	1	0	0	0	0	1	0	7	14.3
Jake Muzzin	2	1	0	1	2	2	0	0	0	0	2	50.0
Derek Forbort	4	0	1	1	4	2	0	0	0	0	4	0.0
Tyler Toffoli	4	0	1	1	1	0	0	0	0	0	10	0.0
Brendan Leipsic	3	0	1	1	-1	0	0	0	0	0	9	0.0
Alex Iafallo	4	0	0	0	3	2	0	0	0	0	3	0.0
Michael Amadio	3	0	0	0	0	0	0	0	0	0	2	0.0
Jeff Carter	3	0	0	0	1	2	0	0	0	0	4	0.0
Ilya Kovalchuk	3	0	0	0	-2	2	0	0	0	0	6	0.0
Paul LaDue	3	0	0	0	0	0	0	0	0	0	5	0.0
Dion Phaneuf	3	0	0	0	-1	2	0	0	0	0	5	0.0
Austin Wagner	3	0	0	0	4	0	0	0	0	0	2	0.0
Oscar Fantenberg	2	0	0	0	0	0	0	0	0	0	3	0.0
Matt Luff	2	0	0	0	-1	0	0	0	0	0	1	0.0
Matt Roy	2	0	0	0	1	2	0	0	0	0	5	0.0
Nate Thompson	2	0	0	0	0	2	0	0	0	0	1	0.0
Jonny Brodzinski	1	0	0	0	-1	2	0	0	0	0	1	0.0
Sean Walker	1	0	0	0	1	0	0	0	0	0	3	0.0

POWER PLAY: 0-6 0.0% / PENALTY KILLING: 14-17 82.4%

GOALTENDING

COYOTES									
Goalie	GP	Min	W-L-OT	SO	GA	SA	SV	GAA	SV%
Adin Hill	1	60	1-0-0	0	1	26	25	1.00	.962
Darcy Kuemper	3	160	1-2-0	0	6	80	74	2.25	.925
Calvin Pickard	1	15	0-0-0	0	0	5	5	0.00	1.000

KINGS									
Goalie	GP	Min	W-L-OT	SO	GA	SA	SV	GAA	SV%
Jack Campbell	2	119	1-1-0	0	5	82	77	2.51	.939
Jonathan Quick	2	118	1-1-0	0	3	47	44	1.52	.936

GOALS BY PERIOD

COYOTES					KINGS				
1	2	3	OT	TOT	1	2	3	OT	TOT
4	2	2	0	8	2	1	5	0	8

SHOTS BY PERIOD

COYOTES					KINGS				
1	2	3	OT	TOT	1	2	3	OT	TOT
44	49	36	0	129	36	32	44	0	112

SEE RECORDS SECTION FOR "ALL TIME VS THE KINGS" BREAKDOWN



MINNESOTA WILD

2018-19 SEASON SERIES - Won: 2 Lost: 1 OT: 0

AT ARIZONA	COYOTES	WILD	ATTEND	GOALTENDERS	W. GOAL
Mar 31 '19	Coyotes 4	Wild 0	17,431	Darcy Kuemper vs Devan Dubnyk	Alex Galchenyuk

LAST TIME VS THE WILD...

Last Home Win: March 31, 2019 (4-0)
 Last Home Loss: March 17, 2018 (3-1)
 Last Home Tie: March 7, 2004 (1-1)
 Last Road Win: November 27, 2018 (4-3)
 Last Road Loss: October 16, 2018 (2-1)
 Last Road Tie: March 17, 2002 (2-2)

AT MINNESOTA	COYOTES	WILD	ATTEND	GOALTENDERS	W. GOAL
Nov 27 '18	Coyotes 4	Wild 3	18,706	Antti Raanta, Adin Hill vs Devan Dubnyk	Josh Archibald
Oct 16 '18	Coyotes 1	Wild 2	18,795	Darcy Kuemper vs Devan Dubnyk	Eric Staal

* - Overtime ** - Shootout

INDIVIDUAL SCORING

COYOTES												
Player	GP	G	A	P	+/-	PIM	PP	SH	GW	GT	EN	S %
Josh Archibald	3	4	2	6	6	0	0	0	1	0	1	100.0
Lawson Crouse	3	1	2	3	4	0	0	0	0	0	0	14.3
Vinnie Hinostroza	3	1	1	2	1	0	0	0	0	0	1	25.0
Nick Cousins	3	0	2	2	3	2	0	0	0	0	0	0.0
Jordan Oesterle	3	0	2	2	0	0	0	0	0	0	4	0.0
Michael Grabner	3	1	0	1	1	0	0	0	0	0	3	33.3
Alex Galchenyuk	2	1	0	1	1	0	0	0	1	0	0	33.3
Brendan Perlini	1	1	0	1	-1	0	1	0	0	0	0	20.0
Oliver Ekman-Larsson	3	0	1	1	4	0	0	0	0	0	0	0.0
Alex Goligoski	3	0	1	1	1	0	0	0	0	0	0	0.0
Brad Richardson	3	0	1	1	2	2	0	0	0	0	0	0.0
Derek Stepan	3	0	1	1	0	0	0	0	0	0	0	0.0
Jason Demers	2	0	1	1	3	2	0	0	0	0	0	0.0
Christian Fischer	2	0	1	1	0	0	0	0	0	0	0	0.0
Kevin Connauton	3	0	0	0	1	0	0	0	0	0	0	0.0
Niklas Hjalmarsson	3	0	0	0	-2	4	0	0	0	0	0	0.0
Clayton Keller	3	0	0	0	-2	0	0	0	0	0	0	0.0
Richard Panik	3	0	0	0	-2	4	0	0	0	0	0	0.0
Jakob Chychrun	1	0	0	0	-1	0	0	0	0	0	0	0.0
Christian Dvorak	1	0	0	0	0	0	0	0	0	0	0	0.0
Conor Garland	1	0	0	0	1	0	0	0	0	0	0	0.0
Nick Schmaltz	1	0	0	0	-1	0	0	0	0	0	0	0.0
Dylan Strome	1	0	0	0	-1	2	0	0	0	0	0	0.0

POWER PLAY: 1-7 14.3% / PENALTY KILLING: 6-7 85.7%

WILD												
Player	GP	G	A	P	+/-	PIM	PP	SH	GW	GT	EN	S %
Jared Spurgeon	3	0	4	4	0	0	0	0	0	0	0	0.0
Jason Zucker	3	1	1	2	0	0	0	0	0	0	0	20.0
Ryan Suter	3	0	2	2	0	4	0	0	0	0	0	0.0
Eric Staal	3	1	0	1	0	0	0	0	1	0	0	12.5
Charlie Coyle	2	1	0	1	2	0	0	0	0	0	0	50.0
Mikael Granlund	2	1	0	1	2	0	0	0	0	0	0	33.3
Zach Parise	2	1	0	1	2	0	1	0	0	0	0	16.7
Matt Dumba	2	0	1	1	-3	0	0	0	0	0	0	0.0
Mikko Koivu	1	0	1	1	1	0	0	0	0	0	0	0.0
Jonas Brodin	3	0	0	0	-4	0	0	0	0	0	0	0.0
J.T. Brown	3	0	0	0	-3	2	0	0	0	0	0	0.0
Eric Fehr	3	0	0	0	-3	2	0	0	0	0	0	0.0
Marcus Foligno	3	0	0	0	-1	0	0	0	0	0	0	0.0
Jordan Greenway	3	0	0	0	-2	0	0	0	0	0	0	0.0
Nick Seeler	3	0	0	0	0	0	0	0	0	0	0	0.0
Joel Eriksson Ek	2	0	0	0	-2	0	0	0	0	0	0	0.0
Nino Niederreiter	2	0	0	0	-2	0	0	0	0	0	0	0.0
Greg Pateryn	2	0	0	0	2	0	0	0	0	0	0	0.0
Nate Prosser	2	0	0	0	0	0	0	0	0	0	0	0.0
Ryan Donato	1	0	0	0	-3	0	0	0	0	0	0	0.0
Kevin Fiala	1	0	0	0	-3	0	0	0	0	0	0	0.0
Matt Hendricks	1	0	0	0	0	0	0	0	0	0	0	0.0
Brad Hunt	1	0	0	0	-1	0	0	0	0	0	0	0.0
Luke Kunin	1	0	0	0	-1	2	0	0	0	0	0	0.0
Victor Rask	1	0	0	0	-1	0	0	0	0	0	0	0.0
Matt Read	1	0	0	0	0	0	0	0	0	0	0	0.0

POWER PLAY: 1-7 14.3% / PENALTY KILLING: 6-7 85.7%

GOALTENDING

COYOTES									
Goalie	GP	Min	W-L-OT	SO	GA	SA	SV	GAA	SV%
Adin Hill	1	20	1-0-0	0	0	5	5	0.00	1.000
Darcy Kuemper	2	118	1-1-0	1	2	67	65	1.01	.970
Antti Raanta	1	40	0-0-0	0	3	20	17	4.50	.850

WILD									
Goalie	GP	Min	W-L-OT	SO	GA	SA	SV	GAA	SV%
Devan Dubnyk	3	175	1-2-0	0	7	67	60	2.39	.896

GOALS BY PERIOD

COYOTES					WILD				
1	2	3	OT	TOT	1	2	3	OT	TOT
3	1	5	0	9	1	3	1	0	5

SHOTS BY PERIOD

COYOTES					WILD				
1	2	3	OT	TOT	1	2	3	OT	TOT
26	20	23	0	69	31	30	31	0	92

SEE RECORDS SECTION FOR "ALL TIME VS THE WILD" BREAKDOWN



MONTREAL CANADIENS

2018-19 SEASON SERIES - Won: 0 Lost: 2 OT: 0

AT ARIZONA	COYOTES	CANADIENS	ATTEND	GOALTENDERS	W. GOAL
Dec 20 '18	Coyotes 1	Canadiens 2	11,149	Darcy Kuemper vs. Carey Price	Paul Byron

LAST TIME VS THE CANADIENS...

- Last Home Win: February 15, 2018 (5-2)
- Last Home Loss: December 20, 2018 (2-1)
- Last Home Tie: March 10, 2001 (3-3)
- Last Road Win: November 16, 2017 (5-4)
- Last Road Loss: January 23, 2019 (2-1)
- Last Road Tie: December 8, 2001 (3-3)

AT MONTREAL	COYOTES	CANADIENS	ATTEND	GOALTENDERS	W. GOAL
Jan 23 '19	Coyotes 1	Canadiens 2	21,002	Calvin Pickard vs. Carey Price	Mike Reilly

* - Overtime ** - Shootout

INDIVIDUAL SCORING

COYOTES												
Player	GP	G	A	P	+/-	PIM	PP	SH	GW	GT	EN	S %
Conor Garland	2	1	0	1	-1	0	1	0	0	0	6	16.7
Oliver Ekman-Larsson	1	1	0	1	0	0	1	0	0	0	5	20.0
Jakob Chychrun	2	0	1	1	0	2	0	0	0	0	6	0.0
Nick Cousins	2	0	1	1	0	2	0	0	0	0	5	0.0
Clayton Keller	2	0	1	1	-1	0	0	0	0	0	8	0.0
Nick Schmaltz	1	0	1	1	0	0	0	0	0	0	3	0.0
Josh Archibald	2	0	0	0	0	0	0	0	0	0	2	0.0
Lawson Crouse	2	0	0	0	0	0	0	0	0	0	3	0.0
Christian Fischer	2	0	0	0	-1	0	0	0	0	0	1	0.0
Alex Galchenyuk	2	0	0	0	0	0	0	0	0	0	4	0.0
Alex Goligoski	2	0	0	0	-1	0	0	0	0	0	8	0.0
Niklas Hjalmarsson	2	0	0	0	0	2	0	0	0	0	1	0.0
Mario Kempe	2	0	0	0	0	4	0	0	0	0	1	0.0
Ilya Lyubushkin	2	0	0	0	-2	0	0	0	0	0	5	0.0
Jordan Oesterle	2	0	0	0	-1	0	0	0	0	0	2	0.0
Richard Panik	2	0	0	0	-1	0	0	0	0	0	1	0.0
Derek Stepan	2	0	0	0	-1	0	0	0	0	0	4	0.0
Kevin Connauton	1	0	0	0	0	0	0	0	0	0	1	0.0
Vinnie Hinostroza	1	0	0	0	0	0	0	0	0	0	1	0.0
Brad Richardson	1	0	0	0	0	0	0	0	0	0	0	0.0
Jordan Weal	1	0	0	0	-1	0	0	0	0	0	1	0.0

POWER PLAY: 2-7 28.6% / PENALTY KILLING: 3-5 60.0%

CANADIENS												
Player	GP	G	A	P	+/-	PIM	PP	SH	GW	GT	EN	S %
Jonathan Drouin	2	1	1	2	0	0	1	0	0	0	0	100.0
Jeff Petry	2	0	2	2	1	0	0	0	0	0	2	0.0
Mike Reilly	2	1	0	1	2	2	0	0	1	0	5	20.0
Shea Weber	2	1	0	1	0	2	1	0	0	0	5	20.0
Paul Byron	1	1	0	1	1	0	0	0	1	0	2	50.0
Phillip Danault	2	0	1	1	2	2	0	0	0	0	2	0.0
Charles Hudon	2	0	1	1	1	2	0	0	0	0	3	0.0
Tomas Tatar	2	0	1	1	0	2	0	0	0	0	2	0.0
Andrew Shaw	1	0	1	1	1	0	0	0	0	0	1	0.0
Jordie Benn	2	0	0	0	0	0	0	0	0	0	2	0.0
Michael Chaput	2	0	0	0	0	0	0	0	0	0	3	0.0
Max Domi	2	0	0	0	0	0	0	0	0	0	2	0.0
Brendan Gallagher	2	0	0	0	0	0	0	0	0	0	8	0.0
Jesper Kotkaniemi	2	0	0	0	0	0	0	0	0	0	2	0.0
Artturi Lehkonen	2	0	0	0	0	2	0	0	0	0	1	0.0
Victor Mete	2	0	0	0	1	0	0	0	0	0	3	0.0
Kenny Agostino	1	0	0	0	0	0	0	0	0	0	1	0.0
Joel Armia	1	0	0	0	1	2	0	0	0	0	3	0.0
Nicolas Deslauriers	1	0	0	0	0	0	0	0	0	0	1	0.0
Brett Kulak	1	0	0	0	0	0	0	0	0	0	0	0.0
Matthew Peca	1	0	0	0	0	0	0	0	0	0	0	0.0
David Schlemko	1	0	0	0	0	0	0	0	0	0	3	0.0

POWER PLAY: 2-5 40.0% / PENALTY KILLING: 5-7 71.4%

GOALTENDING

COYOTES									
Goalie	GP	Min	W-L-OT	SO	GA	SA	SV	GAA	SV%
Darcy Kuemper	1	59	0-1-0	0	2	28	26	2.04	.929
Calvin Pickard	1	60	0-1-0	0	2	24	22	2.02	.917

CANADIENS									
Goalie	GP	Min	W-L-OT	SO	GA	SA	SV	GAA	SV%
Carey Price	2	120	2-0-0	0	2	68	66	1.00	.971

GOALS BY PERIOD

COYOTES					CANADIENS				
1	2	3	OT	TOT	1	2	3	OT	TOT
0	2	0	0	2	1	1	2	0	4

SHOTS BY PERIOD

COYOTES					CANADIENS				
1	2	3	OT	TOT	1	2	3	OT	TOT
22	28	18	0	68	18	19	15	0	52

SEE RECORDS SECTION FOR "ALL TIME VS THE CANADIENS" BREAKDOWN



NASHVILLE PREDATORS

2018-19 SEASON SERIES — Won: 2 Lost: 1 OT: 0

LAST TIME VS THE PREDATORS...

Last Home Win: November 15, 2018 (2-1)
 Last Home Loss: March 15, 2018 (3-2)
 Last Home Tie: None
 Last Road Win: November 29, 2018 (3-0)
 Last Road Loss: February 5, 2019 (5-2)
 Last Road Tie: December 22, 2003 (3-3)

AT ARIZONA	COYOTES	PREDATORS	ATTEND	GOALTENDERS	W. GOAL
Nov 15 '18	Coyotes 2	Predators 1	13,315	Darcy Kuemper vs Pekka Rinne	Jason Demers

AT NASHVILLE	COYOTES	PREDATORS	ATTEND	GOALTENDERS	W. GOAL
Feb 5 '19	Coyotes 2	Predators 5	17,295	Calvin Pickard vs. Pekka Rinne	Ryan Ellis
Nov 29 '18	Coyotes 3	Predators 0	17,165	Adin Hill vs. Pekka Rinne	Clayton Keller

* - Overtime ** - Shootout

INDIVIDUAL SCORING

COYOTES

Player	GP	G	A	P	+/-	PIM	PP	SH	GW	GT	EN	S	S%
Vinnie Hinostroza	3	1	1	2	1	2	0	0	0	0	0	6	16.7
Nick Schmaltz	1	1	1	2	1	0	1	0	0	0	0	1	100.0
Oliver Ekman-Larsson	3	0	2	2	-1	4	0	0	0	0	0	2	0.0
Clayton Keller	3	1	0	1	-1	0	0	0	1	0	0	9	11.1
Derek Stepan	3	1	0	1	2	0	0	0	0	0	0	8	12.5
Michael Grabner	2	1	0	1	2	4	0	1	0	0	0	3	33.3
Brad Richardson	2	1	0	1	1	0	0	0	0	0	0	2	50.0
Jason Demers	1	1	0	1	0	0	0	0	1	0	0	3	33.3
Christian Fischer	3	0	1	1	1	4	0	0	0	0	0	3	0.0
Alex Galchenyuk	3	0	1	1	-2	2	0	0	0	0	0	4	0.0
Niklas Hjalmarsson	3	0	1	1	0	0	0	0	0	0	0	1	0.0
Jordan Oesterle	3	0	1	1	2	0	0	0	0	0	0	4	0.0
Richard Panik	3	0	1	1	0	2	0	0	0	0	0	6	0.0
Kevin Connauton	2	0	1	1	1	0	0	0	0	0	0	2	0.0
Alex Goligoski	2	0	1	1	1	0	0	0	0	0	0	4	0.0
Josh Archibald	3	0	0	0	-1	2	0	0	0	0	0	5	0.0
Nick Cousins	3	0	0	0	-3	2	0	0	0	0	0	4	0.0
Lawson Crouse	3	0	0	0	0	14	0	0	0	0	0	2	0.0
Ilya Lyubushkin	2	0	0	0	0	0	0	0	0	0	0	0	0.0
Kyle Capobianco	1	0	0	0	-2	0	0	0	0	0	0	1	0.0
Jakob Chychrun	1	0	0	0	1	0	0	0	0	0	0	2	0.0
Conor Garland	1	0	0	0	0	0	0	0	0	0	0	0	0.0
Mario Kempe	1	0	0	0	0	0	0	0	0	0	0	1	0.0
Brendan Perlini	1	0	0	0	0	0	0	0	0	0	0	1	0.0
Jordan Weal	1	0	0	0	0	0	0	0	0	0	0	0	0.0

PREDATORS

Player	GP	G	A	P	+/-	PIM	PP	SH	GW	GT	EN	S	S%
Roman Josi	3	1	3	4	-2	2	0	0	0	0	1	13	7.7
Ryan Ellis	3	1	1	2	1	0	0	0	1	0	0	10	10.0
Calle Jarnkrok	3	1	1	2	1	2	0	0	0	0	0	2	50.0
Nick Bonino	3	1	0	1	1	0	0	0	0	0	0	10	10.0
Filip Forsberg	3	1	0	1	-4	4	1	0	0	0	0	14	7.1
Craig Smith	3	1	0	1	1	0	0	0	0	0	0	12	8.3
Mattias Ekholm	3	0	1	1	0	4	0	0	0	0	0	3	0.0
Frederick Gaudreau	3	0	1	1	0	0	0	0	0	0	0	4	0.0
Ryan Hartman	3	0	1	1	2	4	0	0	0	0	0	4	0.0
Ryan Johansen	3	0	1	1	-2	0	0	0	0	0	0	3	0.0
Colton Sissons	3	0	1	1	1	2	0	0	0	0	0	6	0.0
Austin Watson	2	0	1	1	1	0	0	0	0	0	0	3	0.0
Kevin Fiala	3	0	0	0	-2	0	0	0	0	0	0	7	0.0
Dan Hamhuis	3	0	0	0	1	2	0	0	0	0	0	0	0.0
Yannick Weber	3	0	0	0	-1	0	0	0	0	0	0	3	0.0
Rocco Grimaldi	2	0	0	0	0	0	0	0	0	0	0	6	0.0
Matt Irwin	2	0	0	0	0	12	0	0	0	0	0	5	0.0
Miikka Salomaki	2	0	0	0	0	0	0	0	0	0	0	5	0.0
Viktor Arvidsson	1	0	0	0	-1	0	0	0	0	0	0	5	0.0
Colin Blackwell	1	0	0	0	0	0	0	0	0	0	0	2	0.0
P.K. Subban	1	0	0	0	-1	0	0	0	0	0	0	3	0.0
Kyle Turris	1	0	0	0	-1	0	0	0	0	0	0	2	0.0
Kevin Rooney	1	0	0	0	0	0	0	0	0	0	0	0	0.0
Brett Seney	1	0	0	0	0	0	0	0	0	0	0	1	0.0

POWER PLAY: 1-12 8.3% / PENALTY KILLING: 9-10 90.0%

POWER PLAY: 1-10 10.0% / PENALTY KILLING: 11-12 91.7%

GOALTENDING

COYOTES

Goalie	GP	Min	W-L-OT	SO	GA	SA	SV	GAA	SV%
Adin Hill	1	60	1-0-0	1	0	29	29	0.00	1.000
Darcy Kuemper	1	59	1-0-0	0	1	46	45	1.01	.978
Calvin Pickard	1	58	0-1-0	0	4	46	42	4.16	.913

PREDATORS

Goalie	GP	Min	W-L-OT	SO	GA	SA	SV	GAA	SV%
Pekka Rinne	3	179	1-2-0	0	7	74	67	2.35	.905

GOALS BY PERIOD

COYOTES					PREDATORS				
1	2	3	OT	TOT	1	2	3	OT	TOT
2	3	2	0	7	0	3	3	0	6

SHOTS BY PERIOD

COYOTES					PREDATORS				
1	2	3	OT	TOT	1	2	3	OT	TOT
27	26	21	0	74	41	50	31	0	122

SEE RECORDS SECTION FOR "ALL TIME VS THE PREDATORS" BREAKDOWN



NEW JERSEY DEVILS

2018-19 SEASON SERIES - Won: 0 Lost: 0 OT: 2

LAST TIME VS THE DEVILS...

Last Home Win: December 2, 2017 (5-0)
 Last Home Loss: January 4, 2019 (3-2, SO)
 Last Home Tie: December 3, 1990 (4-4)
 Last Road Win: March 27, 2014 (3-2, SO)
 Last Road Loss: March 23, 2019 (2-1, SO)
 Last Road Tie: January 2, 1993 (2-2)

AT ARIZONA	COYOTES	DEVILS	ATTEND	GOALTENDERS	W. GOAL
Jan 4 '19**	Coyotes 2	Devils 3	12,636	Darcy Kuemper vs. Keith Kinkaid, MacKenzie Blackwood	Kyle Palmieri

AT NEW JERSEY	COYOTES	DEVILS	ATTEND	GOALTENDERS	W. GOAL
Mar 23 '19**	Coyotes 1	Devils 2	16,514	Darcy Kuemper vs. MacKenzie Blackwood Pavel Zacha	

* - Overtime ** - Shootout

INDIVIDUAL SCORING

COYOTES													DEVILS														
Player	GP	G	A	P	+/-	PIM	PP	SH	GW	GT	EN	S	S%	Player	GP	G	A	P	+/-	PIM	PP	SH	GW	GT	EN	S	S%
Conor Garland	2	1	1	2	3	0	0	0	0	0	0	3	33.3	Miles Wood	2	0	2	2	0	0	0	0	0	0	0	6	0.0
Oliver Ekman-Larsson	2	1	0	1	1	4	0	0	0	0	0	2	50.0	Blake Coleman	2	1	0	1	-1	2	0	0	0	0	0	13	7.7
Christian Fischer	1	1	0	1	2	0	0	0	0	0	0	2	50.0	Nico Hischier	2	1	0	1	1	0	0	0	0	0	0	9	11.1
Alex Galchenyuk	2	0	1	1	0	0	0	0	0	0	0	7	0.0	Drew Stafford	2	1	0	1	1	0	0	0	0	1	0	1	100.0
Josh Archibald	2	0	0	0	-1	0	0	0	0	0	0	2	0.0	Kyle Palmieri	2	0	1	1	1	2	0	0	0	0	0	7	0.0
Jakob Chychrun	2	0	0	0	1	0	0	0	0	0	0	7	0.0	Pavel Zacha	2	0	1	1	0	0	0	0	0	0	0	1	0.0
Nick Cousins	2	0	0	0	0	4	0	0	0	0	0	4	0.0	Travis Zajac	2	0	1	1	-1	2	0	0	0	0	0	5	0.0
Lawson Crouse	2	0	0	0	-1	0	0	0	0	0	0	3	0.0	Andy Greene	2	0	0	0	0	0	0	0	0	0	0	6	0.0
Alex Goligoski	2	0	0	0	-2	0	0	0	0	0	0	0	0.0	Stefan Noesen	2	0	0	0	-2	0	0	0	0	0	0	0	0.0
Vinnie Hinostroza	2	0	0	0	-1	2	0	0	0	0	0	3	0.0	Steven Santini	2	0	0	0	0	2	0	0	0	0	0	2	0.0
Niklas Hjalmarsson	2	0	0	0	1	0	0	0	0	0	0	3	0.0	Damon Severson	2	0	0	0	0	0	0	0	0	0	0	2	0.0
Clayton Keller	2	0	0	0	-1	0	0	0	0	0	0	2	0.0	Sami Vatanen	2	0	0	0	0	0	0	0	0	0	0	2	0.0
Jordan Oesterle	2	0	0	0	-2	0	0	0	0	0	0	2	0.0	Kenny Agostino	1	0	0	0	0	0	0	0	0	0	0	2	0.0
Richard Panik	2	0	0	0	0	4	0	0	0	0	0	3	0.0	Brian Boyle	1	0	0	0	-1	4	0	0	0	0	0	0	0.0
Brad Richardson	2	0	0	0	-1	0	0	0	0	0	0	1	0.0	Jesper Bratt	1	0	0	0	2	0	0	0	0	0	0	1	0.0
Derek Stepan	2	0	0	0	-1	0	0	0	0	0	0	1	0.0	Will Butcher	1	0	0	0	0	0	0	0	0	0	0	1	0.0
Jason Demers	1	0	0	0	0	0	0	0	0	0	0	1	0.0	Connor Carrick	1	0	0	0	0	0	0	0	0	0	0	0	0.0
Christian Dvorak	1	0	0	0	0	0	0	0	0	0	0	0	0.0	Ben Lovejoy	1	0	0	0	0	0	0	0	0	0	0	3	0.0
Michael Grabner	1	0	0	0	-1	0	0	0	0	0	0	2	0.0	Michael McLeod	1	0	0	0	0	2	0	0	0	0	0	3	0.0
Mario Kempe	1	0	0	0	2	0	0	0	0	0	0	1	0.0	Mirco Mueller	1	0	0	0	0	0	0	0	0	0	0	0	0.0
Ilya Lyubushkin	1	0	0	0	1	0	0	0	0	0	0	0	0.0	Blake Pietila	1	0	0	0	0	2	0	0	0	0	0	1	0.0
														John Quenneville	1	0	0	0	0	0	0	0	0	0	0	1	0.0

POWER PLAY: 0-8 0.0% / PENALTY KILLING: 8-8 100.0%

POWER PLAY: 0-8 0.0% / PENALTY KILLING: 8-8 100.0%

GOALTENDING

COYOTES										DEVILS									
Goalie	GP	Min	W-L-OT	SO	GA	SA	SV	GAA	SV%	Goalie	GP	Min	W-L-OT	SO	GA	SA	SV	GAA	SV%
Darcy Kuemper	2	130	0-0-2	0	3	67	64	1.38	.955	Mackenzie Blackwood	2	81	1-0-0	0	1	32	31	0.74	.969
										Keith Kinkaid	1	49	1-0-0	0	2	17	15	2.45	.882

GOALS BY PERIOD

COYOTES					DEVILS				
1	2	3	OT	TOT	1	2	3	OT	TOT
2	1	0	0	3	2	1	0	0	3

SHOTS BY PERIOD

COYOTES					DEVILS				
1	2	3	OT	TOT	1	2	3	OT	TOT
20	14	14	1	49	13	25	23	6	67

SEE RECORDS SECTION FOR "ALL TIME VS THE DEVILS" BREAKDOWN



NEW YORK ISLANDERS

2018-19 SEASON SERIES - Won: 0 Lost: 2 OT: 0

AT ARIZONA	COYOTES	ISLANDERS	ATTEND	GOALTENDERS	W. GOAL
Dec 18 '18	Coyotes 1	Islanders 3	11,640	Darcy Kuemper vs. Robin Lehner	Brock Nelson

LAST TIME VS THE ISLANDERS...

Last Home Win: January 22, 2018 (3-2 OT)
 Last Home Loss: December 18, 2018 (3-1)
 Last Home Tie: March 25, 2001 (2-2)
 Last Road Win: December 18, 2010 (4-3 SO)
 Last Road Loss: March 24, 2019 (2-0)
 Last Road Tie: January 10, 2000 (2-2)

AT NEW YORK	COYOTES	ISLANDERS	ATTEND	GOALTENDERS	W. GOAL
Mar 24 '19	Coyotes 0	Islanders 2	13,917	Darcy Kuemper vs. Robin Lehner	Jordan Eberle

* - Overtime ** - Shootout

INDIVIDUAL SCORING

COYOTES													ISLANDERS															
Player	GP	G	A	P	+/-	PIM	PP	SH	GW	GT	EN	S	S%	Player	GP	G	A	P	+/-	PIM	PP	SH	GW	GT	EN	S	S%	
Mario Kempe	2	1	0	1	1	0	0	0	0	0	0	2	50.0	Brock Nelson	2	2	0	2	2	0	0	0	1	0	0	8	25.0	
Alex Goligoski	2	0	1	1	-1	0	0	0	0	0	0	3	0.0	Jordan Eberle	2	1	1	2	2	0	0	0	1	0	0	6	16.7	
Nick Cousins	1	0	1	1	1	0	0	0	0	0	0	3	0.0	Josh Bailey	2	0	2	2	2	0	0	0	0	0	0	1	0.0	
Josh Archibald	2	0	0	0	-1	0	0	0	0	0	0	5	0.0	Ryan Pulock	2	0	2	2	1	0	0	0	0	0	0	3	0.0	
Lawson Crouse	2	0	0	0	5	0	0	0	0	0	0	3	0.0	Anthony Beauvillier	2	1	0	1	1	0	0	0	0	0	0	2	50.0	
Oliver Ekman-Larsson	2	0	0	0	-3	2	0	0	0	0	0	2	0.0	Joshua Ho-Sang	1	1	0	1	1	0	0	0	0	0	0	1	100.0	
Christian Fischer	2	0	0	0	-2	2	0	0	0	0	0	2	0.0	Johnny Boychuk	2	0	1	1	2	2	0	0	0	0	0	2	0.0	
Alex Galchenyuk	2	0	0	0	-2	0	0	0	0	0	0	4	0.0	Leo Komarov	2	0	1	1	2	0	0	0	0	0	0	3	0.0	
Niklas Hjalmarsson	2	0	0	0	-1	0	0	0	0	0	0	4	0.0	Nick Leddy	2	0	1	1	3	0	0	0	0	0	0	4	0.0	
Clayton Keller	2	0	0	0	-2	0	0	0	0	0	0	7	0.0	Valtteri Filppula	1	0	1	1	1	2	0	0	0	0	0	1	0.0	
Ilya Lyubushkin	2	0	0	0	-1	0	0	0	0	0	0	0	0.0	Mathew Barzal	2	0	0	0	2	2	0	0	0	0	0	6	0.0	
Richard Panik	2	0	0	0	0	0	0	0	0	0	0	8	0.0	Casey Cizikas	2	0	0	0	-1	0	0	0	0	0	0	2	0.0	
Brad Richardson	2	0	0	0	0	0	0	0	0	0	0	5	0.0	Cal Clutterbuck	2	0	0	0	-1	2	0	0	0	0	0	2	0.0	
Derek Stepan	2	0	0	0	-3	0	0	0	0	0	0	5	0.0	Anders Lee	2	0	0	0	2	0	0	0	0	0	0	3	0.0	
Jakob Chychrun	1	0	0	0	-1	0	0	0	0	0	0	3	0.0	Matt Martin	2	0	0	0	-1	0	0	0	0	0	0	0	0.0	
Kevin Connauton	1	0	0	0	-1	0	0	0	0	0	0	1	0.0	Scott Mayfield	2	0	0	0	2	5	0	0	0	0	0	3	0.0	
Jason Demers	1	0	0	0	2	0	0	0	0	0	0	0	0.0	Adam Pelech	2	0	0	0	0	0	0	0	0	0	0	1	0.0	
Christian Dvorak	1	0	0	0	-1	0	0	0	0	0	0	1	0.0	Tanner Fritz	1	0	0	0	0	0	0	0	0	0	0	2	0.0	
Conor Garland	1	0	0	0	-1	0	0	0	0	0	0	2	0.0	Andrew Ladd	1	0	0	0	0	0	0	0	0	0	0	2	0.0	
Michael Grabner	1	0	0	0	-1	0	0	0	0	0	0	2	0.0	Devon Toews	1	0	0	0	0	0	0	0	0	0	0	6	0.0	
Vinnie Hinostroza	1	0	0	0	0	0	0	0	0	0	0	5	0.0															
Jordan Oesterle	1	0	0	0	0	0	0	0	0	0	0	1	0.0															
Nick Schmaltz	1	0	0	0	-1	0	0	0	0	0	0	0	0.0															

POWER PLAY: 0-4 0.0% / PENALTY KILLING: 3-3 100.0%

POWER PLAY: 0-3 0.0% / PENALTY KILLING: 4-4 100.0%

GOALTENDING

COYOTES										ISLANDERS									
Goalie	GP	Min	W-L-OT	SO	GA	SA	SV	GAA	SV%	Goalie	GP	Min	W-L-OT	SO	GA	SA	SV	GAA	SV%
Darcy Kuemper	2	115	0-2-0	0	5	58	53	2.60	.914	Robin Lehner	2	120	2-0-0	1	1	68	67	0.50	.985

GOALS BY PERIOD

COYOTES					ISLANDERS				
1	2	3	OT	TOT	1	2	3	OT	TOT
1	0	0	0	1	2	2	1	0	5

SHOTS BY PERIOD

COYOTES					ISLANDERS				
1	2	3	OT	TOT	1	2	3	OT	TOT
19	22	27	0	68	24	25	9	0	58

SEE RECORDS SECTION FOR "ALL TIME VS THE ISLANDERS" BREAKDOWN



NEW YORK RANGERS

2018-19 SEASON SERIES - Won: 2 Lost: 0 OT: 0

AT ARIZONA	COYOTES	RANGERS	ATTEND	GOALTENDERS	W. GOAL
Jan 06 '19	Coyotes 5	Rangers 0	12,396	Darcy Kuemper vs Henrik Lundqvist, Alexandar Georgiov	Conor Garland

AT NEW YORK	COYOTES	RANGERS	ATTEND	GOALTENDERS	W. GOAL
Dec 14 '18*	Coyotes 4	Rangers 3	17,441	Adin Hill vs. Henrik Lundqvist	Derek Stepan

* - Overtime ** - Shootout

LAST TIME VS THE RANGERS...

- Last Home Win: January 6, 2019 (5-0)
- Last Home Loss: January 6, 2018 (2-1, SO)
- Last Home Tie: December 28, 1999 (2-2)
- Last Road Win: December 14, 2018 (4-3, OT)
- Last Road Loss: October 26, 2017 (5-2)
- Last Road Tie: November 20, 1989 (3-3)

INDIVIDUAL SCORING

COYOTES

Player	GP	G	A	P	+/-	PIM	PP	SH	GW	GT	EN	S	S%
Clayton Keller	2	1	2	3	2	0	0	0	0	0	0	8	12.5
Derek Stepan	2	1	2	3	3	0	0	0	1	0	0	7	14.3
Alex Galchenyuk	1	1	2	3	2	0	0	0	0	0	0	3	33.3
Conor Garland	2	2	0	2	2	0	1	0	1	0	0	12	16.7
Josh Archibald	2	1	1	2	2	5	0	0	0	0	0	1	100.0
Oliver Ekman-Larsson	2	1	1	2	3	2	0	0	0	0	0	4	25.0
Jordan Oesterle	2	1	1	2	4	2	1	0	0	0	0	2	50.0
Nick Cousins	2	0	2	2	3	5	0	0	0	0	0	2	0.0
Alex Goligoski	2	0	2	2	2	2	0	0	0	0	0	2	0.0
Nick Schmaltz	1	0	2	2	2	0	0	0	0	0	0	2	0.0
Mario Kempe	2	1	0	1	1	0	0	0	0	0	0	3	33.3
Jakob Chychrun	2	0	1	1	2	2	0	0	0	0	0	7	0.0
Lawson Crouse	2	0	1	1	1	2	0	0	0	0	0	2	0.0
Christian Fischer	2	0	0	0	1	5	0	0	0	0	0	5	0.0
Niklas Hjalmarsson	2	0	0	0	1	2	0	0	0	0	0	2	0.0
Richard Panik	2	0	0	0	1	2	0	0	0	0	0	4	0.0
Brad Richardson	2	0	0	0	0	2	0	0	0	0	0	4	0.0
Michael Bunting	1	0	0	0	0	0	0	0	0	0	0	1	0.0
Kevin Connauton	1	0	0	0	1	0	0	0	0	0	0	0	0.0
Vinnie Hinostroza	1	0	0	0	0	0	0	0	0	0	0	3	0.0
Ilya Lyubushkin	1	0	0	0	0	0	0	0	0	0	0	0	0.0

RANGERS

Player	GP	G	A	P	+/-	PIM	PP	SH	GW	GT	EN	S	S%
Mika Zibanejad	2	1	1	2	-5	0	1	0	0	0	0	6	16.7
Kevin Hayes	1	1	1	2	0	0	1	0	0	0	0	3	33.3
Pavel Buchnevich	2	1	0	1	-1	0	1	0	0	0	0	3	33.3
Filip Chytil	2	0	1	1	-3	0	0	0	0	0	0	2	0.0
Neal Pionk	2	0	1	1	-1	14	0	0	0	0	0	4	0.0
Jimmy Vesey	2	0	1	1	0	0	0	0	0	0	0	4	0.0
Mats Zuccarello	2	0	1	1	-3	0	0	0	0	0	0	3	0.0
Jesper Fast	2	0	0	0	-3	0	0	0	0	0	0	1	0.0
Brett Howden	2	0	0	0	-1	0	0	0	0	0	0	3	0.0
Chris Kreider	2	0	0	0	-1	4	0	0	0	0	0	9	0.0
Vladislav Namestnikov	2	0	0	0	-1	0	0	0	0	0	0	2	0.0
Brady Skjei	2	0	0	0	-4	2	0	0	0	0	0	4	0.0
Brendan Smith	2	0	0	0	-2	7	0	0	0	0	0	1	0.0
Marc Staal	2	0	0	0	-1	2	0	0	0	0	0	2	0.0
Ryan Strome	2	0	0	0	-1	0	0	0	0	0	0	0	0.0
Matt Beleskey	1	0	0	0	0	0	0	0	0	0	0	0	0.0
Fredrik Claesson	1	0	0	0	0	0	0	0	0	0	0	1	0.0
Tony DeAngelo	1	0	0	0	-1	2	0	0	0	0	0	1	0.0
Boo Nieves	1	0	0	0	0	0	0	0	0	0	0	0	0.0
Kevin Shattenkirk	1	0	0	0	-3	0	0	0	0	0	0	4	0.0

POWER PLAY: 2-8 25.0% / PENALTY KILLING: 5-8 62.5%

POWER PLAY: 3-8 37.5% / PENALTY KILLING: 6-8 75.0%

GOALTENDING

COYOTES

Goalie	GP	Min	W-L-OT	SO	GA	SA	SV	GAA	SV%
Darcy Kuemper	1	60	1-0-0	1	0	23	23	0.00	1.000
Adin Hill	1	64	1-0-0	0	3	30	27	2.79	.900

RANGERS

Goalie	GP	Min	W-L-OT	SO	GA	SA	SV	GAA	SV%
Alexandar Georgiev	1	23	0-0-0	0	0	8	8	0.00	1.000
Henrik Lundqvist	2	101	0-1-1	0	9	66	57	5.35	.864

GOALS BY PERIOD

COYOTES					RANGERS				
1	2	3	OT	TOT	1	2	3	OT	TOT
2	4	2	1	9	2	1	0	0	3

SHOTS BY PERIOD

COYOTES					RANGERS				
1	2	3	OT	TOT	1	2	3	OT	TOT
26	29	15	4	74	15	21	16	1	53

SEE RECORDS SECTION FOR "ALL TIME VS THE RANGERS" BREAKDOWN



OTTAWA SENATORS

2018-19 SEASON SERIES - Won: 2 Lost: 0 OT: 0

LAST TIME VS THE SENATORS...

Last Home Win: October 30, 2018 (5-1)
 Last Home Loss: March 9, 2017 (3-2 OT)
 Last Home Tie: January 11, 1998 (4-4)
 Last Road Win: January 22, 2019 (3-2)
 Last Road Loss: October 18, 2016 (7-4)
 Last Road Tie: February 1, 1993 (4-4)

AT ARIZONA	COYOTES	SENATORS	ATTEND	GOALTENDERS	W. GOAL
Oct 30 '18	Coyotes 5	Senators 1	13,988	Antti Raanta vs. Craig Anderson, Mike Condon	Brad Richardson

AT OTTAWA	COYOTES	SENATORS	ATTEND	GOALTENDERS	W. GOAL
Jan 22 '19	Coyotes 3	Senators 2	12,236	Darcy Kuemper vs. Craig Anderson	Derek Stepan

* - Overtime ** - Shootout

INDIVIDUAL SCORING

COYOTES

Player	GP	G	A	P	+/-	PIM	PP	SH	GW	GT	EN	S	S%
Vinnie Hinostroza	2	2	1	3	2	0	0	0	0	0	0	4	50.0
Richard Panik	2	1	2	3	5	2	0	0	0	0	0	5	20.0
Derek Stepan	2	2	0	2	4	0	0	1	1	0	0	7	28.6
Alex Galchenyuk	2	1	1	2	2	0	0	0	0	0	0	2	50.0
Oliver Ekman-Larsson	2	1	0	1	3	0	1	0	0	0	0	7	14.3
Brad Richardson	1	1	0	1	0	0	0	0	1	0	0	3	33.3
Nick Cousins	2	0	1	1	1	0	0	0	0	0	0	7	0.0
Alex Goligoski	2	0	1	1	0	2	0	0	0	0	0	1	0.0
Clayton Keller	2	0	1	1	2	0	0	0	0	0	0	5	0.0
Jakob Chychrun	1	0	1	1	2	0	0	0	0	0	0	3	0.0
Kevin Connauton	1	0	1	1	0	0	0	0	0	0	0	3	0.0
Michael Grabner	1	0	1	1	0	2	0	0	0	0	0	2	0.0
Lawson Crouse	2	0	0	0	-1	0	0	0	0	0	0	2	0.0
Christian Fischer	2	0	0	0	0	2	0	0	0	0	0	4	0.0
Niklas Hjalmarsson	2	0	0	0	3	2	0	0	0	0	0	3	0.0
Jordan Oesterle	2	0	0	0	0	0	0	0	0	0	0	1	0.0
Josh Archibald	1	0	0	0	-2	0	0	0	0	0	0	3	0.0
Jason Demers	1	0	0	0	1	2	0	0	0	0	0	2	0.0
Conor Garland	1	0	0	0	0	0	0	0	0	0	0	1	0.0
Mario Kempe	1	0	0	0	-2	0	0	0	0	0	0	0	0.0
Ilya Lyubushkin	1	0	0	0	-1	2	0	0	0	0	0	1	0.0
Brendan Perlini	1	0	0	0	0	0	0	0	0	0	0	0	0.0
Dylan Strome	1	0	0	0	0	0	0	0	0	0	0	2	0.0
Jordan Weal	1	0	0	0	0	0	0	0	0	0	0	0	0.0

SENATORS

Player	GP	G	A	P	+/-	PIM	PP	SH	GW	GT	EN	S	S%
Ryan Dzingel	2	1	1	2	-1	0	0	0	0	0	0	3	33.3
Bobby Ryan	2	1	0	1	2	0	0	0	0	0	0	4	25.0
Alex Formenton	1	1	0	1	1	0	0	0	0	0	0	4	25.0
Dylan DeMelo	2	0	1	1	1	4	0	0	0	0	0	3	0.0
Matt Duchene	2	0	1	1	2	0	0	0	0	0	0	3	0.0
Chris Tierney	2	0	1	1	-2	0	0	0	0	0	0	3	0.0
Chris Wideman	1	0	1	1	-2	0	0	0	0	0	0	0	0.0
Mikkel Boedker	2	0	0	0	-3	0	0	0	0	0	0	5	0.0
Cody Ceci	2	0	0	0	-3	0	0	0	0	0	0	6	0.0
Thomas Chabot	2	0	0	0	1	0	0	0	0	0	0	3	0.0
Christian Jaros	2	0	0	0	0	0	0	0	0	0	0	2	0.0
Maxime Lajoie	2	0	0	0	-2	0	0	0	0	0	0	0	0.0
Magnus Paajarvi	2	0	0	0	0	0	0	0	0	0	0	2	0.0
Mark Stone	2	0	0	0	-4	2	0	0	0	0	0	2	0.0
Christian Wolanin	2	0	0	0	-2	0	0	0	0	0	0	0	0.0
Jean-Gabriel Pageau	1	0	0	0	0	0	0	0	0	0	0	3	0.0
Tom Pyatt	1	0	0	0	-1	0	0	0	0	0	0	2	0.0
Zack Smith	1	0	0	0	-1	2	0	0	0	0	0	1	0.0
Brady Tkachuk	1	0	0	0	-2	0	0	0	0	0	0	1	0.0
Colin White	1	0	0	0	-1	0	0	0	0	0	0	1	0.0

POWER PLAY: 0-6 0.0% / PENALTY KILLING: 2-3 66.7%

POWER PLAY: 1-3 33.3% / PENALTY KILLING: 6-6 100.0%

GOALTENDING

COYOTES

Goalie	GP	Min	W-L-OT	SO	GA	SA	SV	GAA	SV%
Antti Raanta	1	59	1-0-0	0	1	26	25	1.01	.962
Darcy Kuemper	1	60	1-0-0	0	2	27	25	2.00	.926

SENATORS

Goalie	GP	Min	W-L-OT	SO	GA	SA	SV	GAA	SV%
Craig Anderson	2	103	0-1-0	0	5	57	52	2.90	.912
Mike Condon	1	15	0-1-0	0	3	11	8	11.61	.727

GOALS BY PERIOD

COYOTES

COYOTES					SENATORS				
1	2	3	OT	TOT	1	2	3	OT	TOT
1	4	1	0	6	1	1	4	1	10

SHOTS BY PERIOD

COYOTES

COYOTES					SENATORS				
1	2	3	OT	TOT	1	2	3	OT	TOT
17	28	25	0	70	16	18	29	2	65

SEE RECORDS SECTION FOR "ALL TIME VS THE SENATORS" BREAKDOWN



PHILADELPHIA FLYERS

2018-19 SEASON SERIES - Won: 0 Lost: 1 OT: 1

LAST TIME VS THE FLYERS...

Last Home Win: October 15, 2016 (4-3)
 Last Home Loss: November 5, 2018 (5-2)
 Last Home Tie: April 4, 1994 (2-2)
 Last Road Win: October 30, 2017 (4-3, OT)
 Last Road Loss: November 8, 2018 (5-4, OT)
 Last Road Tie: None

AT ARIZONA	COYOTES	FLYERS	ATTEND	GOALTENDERS	W. GOAL
Nov 5 '18	Coyotes 2	Flyers 5	13,719	Darcy Kuemper vs. Calvin Pickard	Sean Couturier

AT PHILADELPHIA	COYOTES	FLYERS	ATTEND	GOALTENDERS	W. GOAL
Nov 8 '18*	Coyotes 4	Flyers 5	18,884	Darcy Kuemper vs. Brian Elliott, Calvin Pickard	Shayne Gostisbehere

* - Overtime ** - Shootout

INDIVIDUAL SCORING

COYOTES

Player	GP	G	A	P	+/-	PIM	PP	SH	GW	GT	EN	S	S%
Oliver Ekman-Larsson	2	1	2	3	0	0	1	0	0	0	0	8	12.5
Michael Grabner	2	1	2	3	-1	0	0	1	0	0	0	1	100.0
Alex Galchenyuk	2	1	1	2	-1	2	1	0	0	0	0	7	14.3
Clayton Keller	2	0	2	2	-2	0	0	0	0	0	0	5	0.0
Richard Panik	2	1	0	1	0	4	0	0	0	0	0	2	50.0
Brad Richardson	2	1	0	1	0	0	0	0	0	0	0	3	33.3
Derek Stepan	2	1	0	1	-2	0	0	1	0	0	0	6	16.7
Kevin Connauton	2	0	1	1	-6	8	0	0	0	0	0	4	0.0
Vinnie Hinostroza	2	0	1	1	-3	2	0	0	0	0	0	1	0.0
Nick Cousins	2	0	0	0	-4	0	0	0	0	0	0	8	0.0
Lawson Crouse	2	0	0	0	1	4	0	0	0	0	0	2	0.0
Jason Demers	2	0	0	0	1	0	0	0	0	0	0	3	0.0
Christian Fischer	2	0	0	0	-3	0	0	0	0	0	0	6	0.0
Alex Goligoski	2	0	0	0	-1	0	0	0	0	0	0	2	0.0
Niklas Hjalmarsson	2	0	0	0	1	2	0	0	0	0	0	1	0.0
Jordan Oesterle	2	0	0	0	-4	2	0	0	0	0	0	1	0.0
Brendan Perlini	2	0	0	0	-1	0	0	0	0	0	0	7	0.0
Dylan Strome	2	0	0	0	-1	0	0	0	0	0	0	3	0.0

FLYERS

Player	GP	G	A	P	+/-	PIM	PP	SH	GW	GT	EN	S	S%
Claude Giroux	2	2	3	5	4	0	0	0	0	0	0	3	66.7
Shayne Gostisbehere	2	2	2	4	2	0	1	0	1	0	0	7	28.6
Sean Couturier	2	1	2	3	2	0	0	0	1	0	0	6	16.7
Scott Laughton	2	2	0	2	2	0	0	0	0	0	0	2	100.0
Travis Konecny	2	1	1	2	2	0	0	0	0	0	0	9	11.1
Oskar Lindblom	2	1	1	2	1	2	0	0	0	0	0	1	5 20.0
Dale Weise	2	1	1	2	1	0	0	0	0	0	0	5	20.0
Jakub Voracek	2	0	2	2	0	0	0	0	0	0	0	4	0.0
Jori Lehtera	2	0	1	1	-1	0	0	0	0	0	0	0	0.0
Nolan Patrick	2	0	1	1	1	0	0	0	0	0	0	4	0.0
Wayne Simmonds	2	0	1	1	1	4	0	0	0	0	0	4	0.0
Nicolas Aube-Kubel	2	0	0	0	1	0	0	0	0	0	0	1	0.0
Christian Folin	2	0	0	0	3	6	0	0	0	0	0	0	0.0
Radko Gudas	2	0	0	0	1	4	0	0	0	0	0	8	0.0
Robert Hagg	2	0	0	0	3	2	0	0	0	0	0	3	0.0
Ivan Provorov	2	0	0	0	1	0	0	0	0	0	0	4	0.0
Travis Sanheim	2	0	0	0	1	0	0	0	0	0	0	0	0.0
Jordan Weal	2	0	0	0	-2	0	0	0	0	0	0	0	0.0

POWER PLAY: 2-6 33.3% / PENALTY KILLING: 6-7 85.7%

POWER PLAY: 1-7 14.3% / PENALTY KILLING: 4-6 66.7%

GOALTENDING

COYOTES

Goalie	GP	Min	W-L-OT	SO	GA	SA	SV	GAA	SV%
Darcy Kuemper	2	120	0-1-1	0	9	64	55	4.49	.859

FLYERS

Goalie	GP	Min	W-L-OT	SO	GA	SA	SV	GAA	SV%
Brian Elliott	1	34	1-0-0	0	0	16	16	0.00	1.000
Calvin Pickard	2	86	1-0-0	0	6	54	48	4.20	.889

GOALS BY PERIOD

COYOTES					FLYERS				
1	2	3	OT	TOT	1	2	3	OT	TOT
4	3	1	0	8	0	2	1	0	3

SHOTS BY PERIOD

COYOTES					FLYERS				
1	2	3	OT	TOT	1	2	3	OT	TOT
24	19	25	0	68	16	21	16	0	53

SEE RECORDS SECTION FOR "ALL TIME VS THE FLYERS" BREAKDOWN



PITTSBURGH PENGUINS

2018-19 SEASON SERIES - Won: 0 Lost: 1 OT: 1

LAST TIME VS THE PENGUINS...

Last Home Win: February 11, 2017 (4-3, OT)
 Last Home Loss: January 18, 2019 (3-2, OT)
 Last Home Tie: December 12, 1997 (2-2)
 Last Road Win: March 25, 2014 (3-2)
 Last Road Loss: November 10, 2018 (4-0)
 Last Road Tie: None

AT ARIZONA	COYOTES	PENGUINS	ATTEND	GOALTENDERS	W. GOAL
Jan 18'19*	Coyotes 2	Penguins 3	14,757	Darcy Kuemper vs. Matt Murray	Phil Kessel

AT PITTSBURGH	COYOTES	PENGUINS	ATTEND	GOALTENDERS	W. GOAL
Nov 10 '18	Coyotes 0	Penguins 4	18,596	Darcy Kuemper vs. Casey DeSmith	Sidney Crosby

* - Overtime ** - Shootout

INDIVIDUAL SCORING

COYOTES

Player	GP	G	A	P	+/-	PIM	PP	SH	GW	GT	EN	S	S%
Clayton Keller	2	1	0	1	-1	0	1	0	0	0	0	8	12.5
Derek Stepan	2	1	0	1	1	0	0	0	0	0	0	2	50.0
Oliver Ekman-Larsson	2	0	1	1	-1	0	0	0	0	0	0	6	0.0
Niklas Hjalmarsson	2	0	1	1	-1	0	0	0	0	0	0	1	0.0
Conor Garland	1	0	1	1	0	2	0	0	0	0	0	1	0.0
Richard Panik	1	0	1	1	1	2	0	0	0	0	0	1	0.0
Josh Archibald	2	0	0	0	-1	0	0	0	0	0	0	4	0.0
Nick Cousins	2	0	0	0	-3	0	0	0	0	0	0	3	0.0
Lawson Crouse	2	0	0	0	0	0	0	0	0	0	0	4	0.0
Christian Fischer	2	0	0	0	-1	0	0	0	0	0	0	3	0.0
Alex Galchenyuk	2	0	0	0	-1	2	0	0	0	0	0	2	0.0
Vinnie Hinostroza	2	0	0	0	0	0	0	0	0	0	0	1	0.0
Ilya Lyubushkin	2	0	0	0	-2	0	0	0	0	0	0	3	0.0
Jordan Oesterle	2	0	0	0	-2	2	0	0	0	0	0	2	0.0
Jakob Chychrun	1	0	0	0	-1	2	0	0	0	0	0	3	0.0
Kevin Connauton	1	0	0	0	-1	0	0	0	0	0	0	5	0.0
Jason Demers	1	0	0	0	-1	0	0	0	0	0	0	2	0.0
Alex Goligoski	1	0	0	0	0	0	0	0	0	0	0	2	0.0
Michael Grabner	1	0	0	0	-2	0	0	0	0	0	0	2	0.0
Mario Kempe	1	0	0	0	0	0	0	0	0	0	0	4	0.0
Brendan Perlini	1	0	0	0	-1	0	0	0	0	0	0	6	0.0
Brad Richardson	1	0	0	0	-2	4	0	0	0	0	0	6	0.0
Dylan Strome	1	0	0	0	-1	0	0	0	0	0	0	1	0.0
Jordan Weal	1	0	0	0	0	0	0	0	0	0	0	0	0.0

PENGUINS

Player	GP	G	A	P	+/-	PIM	PP	SH	GW	GT	EN	S	S%
Sidney Crosby	2	1	2	3	3	2	0	0	1	0	0	5	20.0
Jake Guentzel	2	1	2	3	2	0	0	0	0	0	0	3	33.3
Dominik Simon	2	1	2	3	2	0	0	0	0	0	0	3	33.3
Phil Kessel	2	1	1	2	2	6	1	0	1	0	0	7	14.3
Brian Dumoulin	2	1	0	1	2	2	0	0	0	0	0	2	50.0
Juuso Riiikola	2	1	0	1	0	0	1	0	0	0	0	5	20.0
Patric Hornqvist	1	1	0	1	1	0	0	0	0	0	0	4	25.0
Matt Cullen	2	0	1	1	1	0	0	0	0	0	0	2	0.0
Jack Johnson	2	0	1	1	2	0	0	0	0	0	0	4	0.0
Olli Maatta	2	0	1	1	2	0	0	0	0	0	0	3	0.0
Evgeni Malkin	2	0	1	1	0	2	0	0	0	0	0	7	0.0
Bryan Rust	2	0	1	1	0	2	0	0	0	0	0	6	0.0
Garrett Wilson	2	0	1	1	1	0	0	0	0	0	0	0	0.0
Marcus Pettersson	1	0	1	1	0	0	0	0	0	0	0	0	0.0
Kris Letang	2	0	0	0	0	0	0	0	0	0	0	3	0.0
Riley Sheahan	2	0	0	0	0	2	0	0	0	0	0	5	0.0
Joseph Blandisi	1	0	0	0	0	0	0	0	0	0	0	2	0.0
Derick Brassard	1	0	0	0	0	0	0	0	0	0	0	1	0.0
Carl Hagelin	1	0	0	0	0	0	0	0	0	0	0	2	0.0
Tanner Pearson	1	0	0	0	0	0	0	0	0	0	0	1	0.0
Chad Ruhwedel	1	0	0	0	2	0	0	0	0	0	0	2	0.0

POWER PLAY: 2-6 33.3% / PENALTY KILLING: 7-8 87.5%

POWER PLAY: 1-8 12.5% / PENALTY KILLING: 4-6 66.7%

GOALTENDING

COYOTES

Goalie	GP	Min	W-L-OT	SO	GA	SA	SV	GAA	SV%
Darcy Kuemper	2	124	0-1-1	0	7	67	60	3.38	.896

PENGUINS

Goalie	GP	Min	W-L-OT	SO	GA	SA	SV	GAA	SV%
Casey DeSmith	1	60	1-0-0	1	0	39	39	0.00	1.000
Matt Murray	1	64	1-0-0	0	2	33	31	1.87	.939

GOALS BY PERIOD

COYOTES					PENGUINS				
1	2	3	OT	TOT	1	2	3	OT	TOT
1	0	1	0	2	0	5	1	1	7

SHOTS BY PERIOD

COYOTES					PENGUINS				
1	2	3	OT	TOT	1	2	3	OT	TOT
26	20	24	2	72	24	23	15	5	67

SEE RECORDS SECTION FOR "ALL TIME VS THE PENGUINS" BREAKDOWN



SAN JOSE SHARKS

2018-19 SEASON SERIES - Won: 2 Lost: 1 OT: 1

LAST TIME VS THE SHARKS...

Last Home Win: January 16, 2019 (6-3)
 Last Home Loss: December 8, 2018 (5-3)
 Last Home Tie: October 19, 1995 (3-3)
 Last Road Win: December 23, 2018 (4-3, SO)
 Last Road Loss: February 2, 2019 (3-2, OT)
 Last Road Tie: October 25, 2003 (4-4)

AT ARIZONA	COYOTES	SHARKS	ATTEND	GOALTENDERS	W. GOAL
Jan 16 '19	Coyotes 6	Sharks 3	13,342	Darcy Kuemper vs Aaron Dell	Oliver Ekman-Larsson
Dec 8 '18	Coyotes 3	Sharks 5	13,780	Adin Hill vs. Aaron Dell	Lukas Radil

AT SAN JOSE	COYOTES	SHARKS	ATTEND	GOALTENDERS	W. GOAL
Feb 2 '19*	Coyotes 2	Sharks 3	17,227	Darcy Kuemper vs. Martin Jones	Brent Burns
Dec 23 '18**	Coyotes 4	Sharks 3	17,325	Darcy Kuemper vs. Aaron Dell	Alex Galchenyuk

* - Overtime ** - Shootout

INDIVIDUAL SCORING

COYOTES

Player	GP	G	A	P	+/-	PIM	PP	SH	GW	GT	EN	S	S%
Alex Galchenyuk	4	3	1	4	-2	2	2	0	0	0	1	9	33.3
Clayton Keller	4	0	4	4	-2	0	0	0	0	0	0	12	0.0
Richard Panik	4	2	1	3	1	2	0	1	0	0	0	8	25.0
Lawson Crouse	4	1	2	3	1	0	0	0	0	0	0	8	12.5
Josh Archibald	4	2	0	2	-2	0	0	0	0	0	0	1	7 28.6
Conor Garland	4	2	0	2	1	2	0	0	0	0	0	8	25.0
Christian Fischer	4	1	1	2	1	2	0	0	0	0	0	6	16.7
Brad Richardson	2	1	1	2	-3	2	0	0	0	0	0	5	20.0
Nick Schmaltz	2	1	1	2	-1	0	1	0	0	0	0	2	50.0
Mario Kempe	4	0	2	2	2	0	0	0	0	0	0	3	0.0
Jakob Chychrun	3	0	2	2	2	0	0	0	0	0	0	8	0.0
Oliver Ekman-Larsson	4	1	0	1	-2	4	0	0	1	0	0	7	14.3
Ilya Lyubushkin	3	0	1	1	0	2	0	0	0	0	0	0	0.0
Jordan Weal	2	0	1	1	2	0	0	0	0	0	0	3	0.0
Nick Cousins	4	0	0	0	-2	0	0	0	0	0	0	6	0.0
Alex Goligoski	4	0	0	0	-1	0	0	0	0	0	0	3	0.0
Niklas Hjalmarsson	4	0	0	0	2	6	0	0	0	0	0	3	0.0
Jordan Oesterle	4	0	0	0	-2	0	0	0	0	0	0	4	0.0
Derek Stepan	4	0	0	0	0	0	0	0	0	0	0	11	0.0
Kevin Connauton	2	0	0	0	0	0	0	0	0	0	0	4	0.0
Vinnie Hinostroza	2	0	0	0	0	0	0	0	0	0	0	3	0.0

SHARKS

Player	GP	G	A	P	+/-	PIM	PP	SH	GW	GT	EN	S	S%
Tomas Hertl	4	3	2	5	2	0	0	0	0	0	1	15	20.0
Logan Couture	4	2	2	4	0	0	1	0	0	0	0	6	33.3
Kevin Labanc	4	2	2	4	3	4	0	0	0	0	0	7	28.6
Justin Braun	4	0	4	4	4	2	0	0	0	0	0	6	0.0
Evander Kane	4	2	1	3	0	0	0	0	0	0	0	16	12.5
Timo Meier	4	0	3	3	1	4	0	0	0	0	0	18	0.0
Marc-Edouard Vlasic	3	0	3	3	0	0	0	0	0	0	0	4	0.0
Joe Pavelski	4	2	0	2	-3	2	0	0	0	0	0	11	18.2
Brent Burns	4	1	1	2	-3	4	0	0	1	0	0	20	5.0
Brenden Dillon	4	0	2	2	3	4	0	0	0	0	0	2	0.0
Joe Thornton	4	0	2	2	1	0	0	0	0	0	0	2	0.0
Erik Karlsson	2	0	2	2	-1	0	0	0	0	0	0	7	0.0
Lukas Radil	4	1	0	1	1	0	0	0	1	0	0	2	50.0
Tim Heed	3	1	0	1	0	2	1	0	0	0	0	6	16.7
Joonas Donskoi	4	0	0	0	-2	2	0	0	0	0	0	2	0.0
Barclay Goodrow	4	0	0	0	-1	2	0	0	0	0	0	5	0.0
Melker Karlsson	4	0	0	0	-1	0	0	0	0	0	0	2	0.0
Radim Simek	4	0	0	0	-2	0	0	0	0	0	0	1	0.0
Marcus Sorensen	4	0	0	0	0	0	0	0	0	0	0	3	0.0

POWER PLAY: 2-11 18.2% / PENALTY KILLING: 11-14 78.6%

POWER PLAY: 3-14 21.4% / PENALTY KILLING: 9-11 81.8%

GOALTENDING

COYOTES

Goalie	GP	Min	W-L-OT	SO	GA	SA	SV	GAA	SV%
Darcy Kuemper	3	188	2-0-1	0	9	102	93	2.88	.912
Adin Hill	1	59	0-1-0	0	4	32	28	4.06	.875

SHARKS

Goalie	GP	Min	W-L-OT	SO	GA	SA	SV	GAA	SV%
Martin Jones	1	63	1-0-0	0	2	33	31	1.90	.939
Aaron Dell	3	184	1-1-1	0	10	85	75	3.26	.882

GOALS BY PERIOD

COYOTES					SHARKS				
1	2	3	OT	TOT	1	2	3	OT	TOT
3	6	5	0	14	4	4	5	1	14

SHOTS BY PERIOD

COYOTES					SHARKS				
1	2	3	OT	TOT	1	2	3	OT	TOT
43	44	32	1	120	47	40	38	10	135

SEE RECORDS SECTION FOR "ALL TIME VS THE SHARKS" BREAKDOWN



ST. LOUIS BLUES

2018-19 SEASON SERIES - Won: 2 Lost: 1OT: 0

LAST TIME VS THE BLUES...

Last Home Win: December 1, 2018 (6-1)
 Last Home Loss: February 14, 2019 (4-0)
 Last Home Tie: December 20, 2002 (3-3)
 Last Road Win: March 12, 2019 (3-1)
 Last Road Loss: November 9, 2017 (3-2 SO)
 Last Road Tie: December 20, 2003 (1-1)

AT ARIZONA	COYOTES	BLUES	ATTEND	GOALTENDERS	W. GOAL
Feb 14 '19	Coyotes 0	Blues 4	12,553	Darcy Kuemper vs. Jordan Binnington	Joel Edmundson
Dec 1 '18	Coyotes 6	Blues 1	13,451	Adin Hill vs. Chad Johnson	Clayton Keller

AT ST. LOUIS	COYOTES	BLUES	ATTEND	GOALTENDERS	W. GOAL
Mar 12 '19	Coyotes 3	Blues 1	18,428	Darcy Kuemper vs. Jordan Binnington	Vinnie Hinostroza

* - Overtime ** - Shootout

INDIVIDUAL SCORING

COYOTES

Player	GP	G	A	P	+/-	PIM	PP	SH	GW	GT	EN	S	S%
Richard Panik	3	2	1	3	1	2	0	0	0	0	0	4	50.0
Clayton Keller	3	1	2	3	2	2	0	0	1	0	0	7	14.3
Oliver Ekman-Larsson	3	1	1	2	2	0	0	0	0	0	1	7	14.3
Vinnie Hinostroza	3	1	1	2	0	2	0	0	1	0	0	3	33.3
Derek Stepan	2	0	2	2	-1	0	0	0	0	0	0	8	0.0
Nick Schmaltz	1	0	2	2	2	2	0	0	0	0	0	5	0.0
Nick Cousins	3	1	0	1	0	2	0	0	0	0	0	5	20.0
Christian Fischer	3	1	0	1	1	0	0	0	0	0	0	9	11.1
Alex Goligoski	3	1	0	1	4	0	0	0	0	0	0	4	25.0
Jakob Chychrun	2	1	0	1	-1	2	1	0	0	0	0	7	14.3
Josh Archibald	3	0	1	1	1	0	0	0	0	0	0	2	0.0
Brad Richardson	3	0	1	1	3	0	0	0	0	0	0	4	0.0
Lawson Crouse	3	0	0	0	0	2	0	0	0	0	0	3	0.0
Alex Galchenyuk	3	0	0	0	1	0	0	0	0	0	0	7	0.0
Niklas Hjalmarsson	3	0	0	0	0	2	0	0	0	0	0	1	0.0
Jordan Oesterle	3	0	0	0	2	0	0	0	0	0	0	1	0.0
Kevin Connauton	2	0	0	0	2	0	0	0	0	0	0	1	0.0
Michael Grabner	2	0	0	0	2	0	0	0	0	0	0	2	0.0
Jason Demers	1	0	0	0	1	0	0	0	0	0	0	0	0.0
Christian Dvorak	1	0	0	0	0	0	0	0	0	0	0	1	0.0
Conor Garland	1	0	0	0	-1	0	0	0	0	0	0	3	0.0
Mario Kempe	1	0	0	0	0	0	0	0	0	0	0	1	0.0
Ilya Lyubushkin	1	0	0	0	0	5	0	0	0	0	0	1	0.0
Jordan Weal	1	0	0	0	0	0	0	0	0	0	0	0	0.0

BLUES

Player	GP	G	A	P	+/-	PIM	PP	SH	GW	GT	EN	S	S%
Vladimir Tarasenko	2	2	0	2	-2	10	1	0	0	0	0	8	25.0
Joel Edmundson	3	1	1	2	-2	2	0	0	1	0	0	3	33.3
Robert Thomas	3	1	1	2	-2	0	0	0	0	0	0	1	100.0
Jaden Schwartz	2	1	1	2	-1	0	1	0	0	0	0	7	14.3
Ryan O'Reilly	3	0	2	2	-2	0	0	0	0	0	0	10	0.0
Oskar Sundqvist	3	0	2	2	0	6	0	0	0	0	0	5	0.0
Robert Bortuzzo	3	1	0	1	-1	2	0	0	0	0	0	4	25.0
Jay Bouwmeester	3	0	1	1	-1	0	0	0	0	0	0	8	0.0
Vince Dunn	3	0	1	1	0	0	0	0	0	0	0	5	0.0
Brayden Schenn	3	0	1	1	0	2	0	0	0	0	0	4	0.0
Alex Pietrangelo	2	0	1	1	0	2	0	0	0	0	0	4	0.0
Alexander Steen	2	0	1	1	0	0	0	0	0	0	0	4	0.0
Ivan Barbashev	3	0	0	0	-1	0	0	0	0	0	0	3	0.0
Tyler Bozak	3	0	0	0	-1	0	0	0	0	0	0	5	0.0
Pat Maroon	3	0	0	0	-1	9	0	0	0	0	0	4	0.0
Colton Parayko	3	0	0	0	-1	0	0	0	0	0	0	4	0.0
Zach Sanford	3	0	0	0	-1	0	0	0	0	0	0	6	0.0
Sammy Blais	2	0	0	0	0	4	0	0	0	0	0	3	0.0
Mackenzie MacEachern	2	0	0	0	0	0	0	0	0	0	0	0	0.0
David Perron	1	0	0	0	-2	2	0	0	0	0	0	2	0.0
Jordan Schmaltz	1	0	0	0	-2	0	0	0	0	0	0	0	0.0

POWER PLAY: 2-7 28.6% / PENALTY KILLING: 10-11 90.9%

POWER PLAY: 1-11 9.1% / PENALTY KILLING: 5-7 71.4%

GOALTENDING

COYOTES

Goalie	GP	Min	W-L-OT	SO	GA	SA	SV	GAA	SV%
Adin Hill	1	60	1-0-0	0	1	26	25	1.00	.962
Darcy Kuemper	2	120	1-1-0	0	5	64	59	2.50	.922

BLUES

Goalie	GP	Min	W-L-OT	SO	GA	SA	SV	GAA	SV%
Jordan Binnington	2	119	1-1-0	1	2	42	40	1.01	.952
Chad Johnson	1	60	0-1-0	0	6	44	38	6.00	.864

GOALS BY PERIOD

COYOTES					BLUES				
1	2	3	OT	TOT	1	2	3	OT	TOT
1	5	3	0	9	2	2	2	0	6

SHOTS BY PERIOD

COYOTES					BLUES				
1	2	3	OT	TOT	1	2	3	OT	TOT
25	37	25	0	87	25	28	37	0	90

SEE RECORDS SECTION FOR "ALL TIME VS THE BLUES" BREAKDOWN



TAMPA BAY LIGHTNING

2018-19 SEASON SERIES - Won: 1 Lost: 1 OT: 0

AT ARIZONA	COYOTES	LIGHTNING	ATTEND	GOALTENDERS	W. GOAL
Oct 27 '18	Coyotes 7	Lightning 1	13,623	Antti Raanta vs Louis Domingue	Clayton Keller

LAST TIME VS THE LIGHTNING...

Last Home Win: October 27, 2018 (7-1)
 Last Home Loss: December 14, 2017 (4-1)
 Last Home Tie: None
 Last Road Win: March 26, 2018 (4-1)
 Last Road Loss: March 18, 2019 (4-1)
 Last Road Tie: None

AT TAMPA BAY	COYOTES	LIGHTNING	ATTEND	GOALTENDERS	W. GOAL
Mar 18 '19	Coyotes 1	Lightning 4	19,092	Darcy Kuemper vs. Andrei Vasilevskiy	Victor Hedman

* - Overtime ** - Shootout

INDIVIDUAL SCORING

COYOTES

Player	GP	G	A	P	+/-	PIM	PP	SH	GW	GT	EN	S	S%
Michael Grabner	2	2	0	2	2	0	0	2	0	0	0	4	50.0
Clayton Keller	2	2	0	2	2	2	0	0	1	0	0	6	33.3
Vinnie Hinostroza	2	1	1	2	0	0	0	0	0	0	0	7	14.3
Richard Panik	2	1	1	2	3	2	0	0	0	0	0	2	50.0
Alex Goligoski	2	0	2	2	0	0	0	0	0	0	0	2	0.0
Brad Richardson	2	0	2	2	2	0	0	0	0	0	0	1	0.0
Jordan Oesterle	2	1	0	1	-1	0	0	0	0	0	0	2	50.0
Derek Stepan	1	1	0	1	1	2	0	0	0	0	0	3	33.3
Jason Demers	2	0	1	1	1	0	0	0	0	0	0	4	0.0
Alex Galchenyuk	2	0	1	1	1	2	0	0	0	0	0	8	0.0
Christian Dvorak	1	0	1	1	1	0	0	0	0	0	0	1	0.0
Brendan Perlini	1	0	1	1	2	0	0	0	0	0	0	0	0.0
Josh Archibald	2	0	0	0	-2	0	0	0	0	0	0	2	0.0
Nick Cousins	2	0	0	0	0	0	0	0	0	0	0	4	0.0
Lawson Crouse	2	0	0	0	-2	2	0	0	0	0	0	3	0.0
Oliver Ekman-Larsson	2	0	0	0	1	0	0	0	0	0	0	2	0.0
Niklas Hjalmarsson	2	0	0	0	5	0	0	0	0	0	0	2	0.0
Jakob Chychrun	1	0	0	0	-2	0	0	0	0	0	0	1	0.0
Kevin Connauton	1	0	0	0	4	0	0	0	0	0	0	1	0.0
Christian Fischer	1	0	0	0	1	2	0	0	0	0	0	0	0.0
Conor Garland	1	0	0	0	-1	0	0	0	0	0	0	2	0.0
Mario Kempe	1	0	0	0	-2	0	0	0	0	0	0	2	0.0

LIGHTNING

Player	GP	G	A	P	+/-	PIM	PP	SH	GW	GT	EN	S	S%
Anthony Cirelli	2	1	1	2	-1	0	0	1	0	0	1	6	16.7
Yanni Gourde	2	1	1	2	0	0	0	1	0	0	1	4	25.0
Adam Erne	2	1	0	1	-2	2	1	0	0	0	0	3	33.3
Steven Stamkos	2	1	0	1	-2	2	0	0	0	0	0	2	50.0
Victor Hedman	1	1	0	1	2	0	0	0	1	0	0	2	50.0
Tyler Johnson	2	0	1	1	-1	2	0	0	0	0	0	1	0.0
Alex Killorn	2	0	1	1	-2	2	0	0	0	0	0	5	0.0
Ryan McDonagh	2	0	1	1	3	2	0	0	0	0	0	5	0.0
J.T. Miller	2	0	1	1	-2	0	0	0	0	0	0	1	0.0
Braydon Coburn	2	0	0	0	-3	2	0	0	0	0	0	7	0.0
Mathieu Joseph	2	0	0	0	-1	0	0	0	0	0	0	6	0.0
Nikita Kucherov	2	0	0	0	-3	0	0	0	0	0	0	1	0.0
Cedric Paquette	2	0	0	0	-1	2	0	0	0	0	0	1	0.0
Brayden Point	2	0	0	0	0	0	0	0	0	0	0	1	0.0
Mikhail Sergachev	2	0	0	0	-5	0	0	0	0	0	0	5	0.0
Ryan Callahan	1	0	0	0	-2	0	0	0	0	0	0	1	0.0
Erik Cernak	1	0	0	0	2	0	0	0	0	0	0	2	0.0
Dan Girardi	1	0	0	0	-2	0	0	0	0	0	0	0	0.0
Slater Koekkoek	1	0	0	0	-2	0	0	0	0	0	0	1	0.0
Ondrej Palat	1	0	0	0	1	0	0	0	0	0	0	0	0.0
Jan Rutta	1	0	0	0	-1	0	0	0	0	0	0	1	0.0
Anton Stralman	1	0	0	0	0	0	0	0	0	0	0	0	0.0

POWER PLAY: 0-6 0.0% / PENALTY KILLING: 5-6 83.3%

POWER PLAY: 1-6 16.7% / PENALTY KILLING: 6-6 100.0%

GOALTENDING

COYOTES

Goalie	GP	Min	W-L-OT	SO	GA	SA	SV	GAA	SV%
Antti Raanta	1	60	1-0-0	0	1	31	30	1.00	.968
Darcy Kuemper	1	59	0-1-0	0	2	22	20	2.03	.909

LIGHTNING

Goalie	GP	Min	W-L-OT	SO	GA	SA	SV	GAA	SV%
Andrei Vasilevskiy	1	60	1-0-0	0	1	29	28	1.00	.966
Louis Domingue	1	60	0-1-0	0	7	30	23	7.00	.767

GOALS BY PERIOD

COYOTES					LIGHTNING				
1	2	3	OT	TOT	1	2	3	OT	TOT
4	2	2	0	8	1	0	4	0	5

SHOTS BY PERIOD

COYOTES					LIGHTNING				
1	2	3	OT	TOT	1	2	3	OT	TOT
16	25	18	0	59	21	17	17	0	55

SEE RECORDS SECTION FOR "ALL TIME VS THE LIGHTNING" BREAKDOWN



TORONTO MAPLE LEAFS

2018-19 SEASON SERIES - Won: 2 Lost: 0 OT: 0

LAST TIME VS THE MAPLE LEAFS...

Last Home Win: February 16, 2019 (2-0)
 Last Home Loss: December 28, 2017 (7-4)
 Last Home Tie: March 27, 1997 (1-1)
 Last Road Win: January 20, 2019 (4-2)
 Last Road Loss: December 19, 2013 (2-1 SO)
 Last Road Tie: March 13, 1996 (3-3)

AT ARIZONA	COYOTES	MAPLE LEAFS	ATTEND	GOALTENDERS	W. GOAL
Feb 16 '19	Coyotes 2	Maple Leafs 0	17,125	Darcy Kuemper vs Fredrik Andersen	Alex Galchenyuk

AT TORONTO	COYOTES	MAPLE LEAFS	ATTEND	GOALTENDERS	W. GOAL
Jan 20 '19	Coyotes 4	Maple Leafs 2	19,165	Darcy Kuemper vs Fredrik Andersen	Vinnie Hinostroza

* - Overtime ** - Shootout

INDIVIDUAL SCORING

COYOTES

Player	GP	G	A	P	+/-	PIM	PP	SH	GW	GT	EN	S	S%
Lawson Crouse	2	1	2	3	3	0	0	0	0	0	1	5	20.0
Jordan Oesterle	2	0	3	3	3	0	0	0	0	0	0	1	0.0
Derek Stepan	2	0	3	3	2	0	0	0	0	0	0	7	0.0
Josh Archibald	2	1	0	1	2	0	0	0	0	0	0	4	25.0
Alex Galchenyuk	2	1	0	1	0	0	0	0	1	0	0	7	14.3
Vinnie Hinostroza	2	1	0	1	1	0	0	0	1	0	0	7	14.3
Clayton Keller	2	1	0	1	2	2	0	0	0	0	0	4	25.0
Mario Kempe	2	1	0	1	1	0	0	0	0	0	0	2	50.0
Oliver Ekman-Larsson	2	0	1	1	1	6	0	0	0	0	0	3	0.0
Christian Fischer	2	0	1	1	1	0	0	0	0	0	0	2	0.0
Alex Goligoski	2	0	1	1	1	0	0	0	0	0	0	1	0.0
Jakob Chychrun	2	0	0	0	0	0	0	0	0	0	0	3	0.0
Nick Cousins	2	0	0	0	2	0	0	0	0	0	0	3	0.0
Conor Garland	2	0	0	0	-1	0	0	0	0	0	0	3	0.0
Niklas Hjalmarsson	2	0	0	0	2	0	0	0	0	0	0	0	0.0
Ilya Lyubushkin	2	0	0	0	1	0	0	0	0	0	0	4	0.0
Jordan Weal	2	0	0	0	-1	0	0	0	0	0	0	1	0.0
Richard Panik	1	0	0	0	0	0	0	0	0	0	0	1	0.0
Brad Richardson	1	0	0	0	0	0	0	0	0	0	0	2	0.0
Jordan Weal	1	0	0	0	0	0	0	0	0	0	0	0	0.0

POWER PLAY: 0-5 0.0% / PENALTY KILLING: 5-5 100.0%

MAPLE LEAFS

Player	GP	G	A	P	+/-	PIM	PP	SH	GW	GT	EN	S	S%
Travis Dermott	2	1	0	1	-1	0	0	0	0	0	0	3	33.3
John Tavares	2	1	0	1	-2	0	0	0	0	0	0	3	33.3
Fredrik Gauthier	2	0	1	1	1	0	0	0	0	0	0	0	0.0
Zach Hyman	2	0	1	1	-1	0	0	0	0	0	0	3	0.0
Mitchell Marner	2	0	1	1	-2	0	0	0	0	0	0	6	0.0
William Nylander	2	0	1	1	0	0	0	0	0	0	0	4	0.0
Connor Brown	2	0	0	0	0	2	0	0	0	0	0	1	0.0
Ron Hainsey	2	0	0	0	-2	0	0	0	0	0	0	0	0.0
Nazem Kadri	2	0	0	0	-1	0	0	0	0	0	0	5	0.0
Kasperii Kapanen	2	0	0	0	-3	0	0	0	0	0	0	1	0.0
Par Lindholm	2	0	0	0	1	0	0	0	0	0	0	3	0.0
Patrick Marleau	2	0	0	0	-3	0	0	0	0	0	0	1	0.0
Auston Matthews	2	0	0	0	-3	0	0	0	0	0	0	7	0.0
Morgan Rielly	2	0	0	0	-3	0	0	0	0	0	0	3	0.0
Nikita Zaitsev	2	0	0	0	1	2	0	0	0	0	0	0	0.0
Tyler Ennis	1	0	0	0	0	0	0	0	0	0	0	2	0.0
Jake Gardiner	1	0	0	0	-1	2	0	0	0	0	0	0	0.0
Andreas Johnsson	1	0	0	0	0	0	0	0	0	0	0	0	0.0
Martin Marincin	1	0	0	0	-1	2	0	0	0	0	0	4	0.0
Jake Muzzin	1	0	0	0	0	0	0	0	0	0	0	0	0.0
Igor Ozhiganov	1	0	0	0	-1	0	0	0	0	0	0	2	0.0

POWER PLAY: 0-5 0.0% / PENALTY KILLING: 5-5 100.0%

GOALTENDING

COYOTES

Goalie	GP	Min	W-L-OT	SO	GA	SA	SV	GAA	SV%
Darcy Kuemper	2	120	2-0-0	1	2	48	46	1.00	.958

MAPLE LEAFS

Goalie	GP	Min	W-L-OT	SO	GA	SA	SV	GAA	SV%
Fredrik Andersen	2	115	0-2-0	0	5	59	54	2.61	.915

GOALS BY PERIOD

COYOTES					MAPLE LEAFS				
1	2	3	OT	TOT	1	2	3	OT	TOT
0	4	2	0	6	1	0	1	0	2

SHOTS BY PERIOD

COYOTES					MAPLE LEAFS				
1	2	3	OT	TOT	1	2	3	OT	TOT
17	19	24	0	60	15	12	21	0	48

SEE RECORDS SECTION FOR "ALL TIME VS THE MAPLE LEAFS" BREAKDOWN



VANCOUVER CANUCKS

2018-19 SEASON SERIES - Won: 4 Lost: 0 OT: 0

LAST TIME VS THE CANUCKS...

Last Home Win: February 28, 2019 (5-2)
 Last Home Loss: February 25, 2018 (3-1)
 Last Home Tie: April 2, 2003 (3-3)
 Last Road Win: February 21, 2019 (2-1)
 Last Road Loss: April 5, 2018 (4-3 OT)
 Last Road Tie: October 26, 2003 (3-3)

AT ARIZONA	COYOTES	CANUCKS	ATTEND	GOALTENDERS	W. GOAL
Feb 28 '19	Coyotes 5	Canucks 2	12,767	Darcy Kuemper vs. Thatcher Demko	Brad Richardson
Oct 25 '18	Coyotes 4	Canucks 1	12,955	Darcy Kuemper vs. Anders Nilsson	Clayton Keller

AT VANCOUVER	COYOTES	CANUCKS	ATTEND	GOALTENDERS	W. GOAL
Feb 21 '19*	Coyotes 3	Canucks 2	18,568	Darcy Kuemper vs. Jakob Markstrom	Alex Galchenyuk
Jan 10 '19*	Coyotes 4	Canucks 3	18,527	Darcy Kuemper vs. Jakob Markstrom	Richard Panik

* - Overtime ** - Shootout

INDIVIDUAL SCORING

COYOTES

Player	GP	G	A	P	+/-	PIM	PP	SH	GW	GT	EN	S	S%
Brad Richardson	4	5	1	6	6	2	0	1	1	0	0	10	50.0
Richard Panik	3	2	4	6	4	0	0	0	1	0	0	6	33.3
Vinnie Hinostroza	4	0	6	6	2	4	0	0	0	0	0	5	0.0
Alex Galchenyuk	4	2	3	5	0	2	1	0	1	0	0	8	25.0
Oliver Ekman-Larsson	4	0	4	4	0	0	0	0	0	0	0	3	0.0
Lawson Crouse	4	2	1	3	3	12	0	1	0	0	1	9	22.2
Jakob Chychrun	3	1	2	3	2	0	1	0	0	0	0	9	11.1
Nick Cousins	4	1	1	2	1	2	0	0	0	0	0	8	12.5
Alex Goligoski	4	1	1	2	3	4	0	0	0	0	0	8	12.5
Clayton Keller	4	1	1	2	-2	0	0	0	1	0	0	5	20.0
Conor Garland	3	1	0	1	1	2	0	0	0	0	0	8	12.5
Derek Stepan	4	0	1	1	1	2	0	0	0	0	0	8	0.0
Josh Archibald	3	0	1	1	1	0	0	0	0	0	0	3	0.0
Kevin Connauton	2	0	1	1	2	0	0	0	0	0	0	3	0.0
Michael Grabner	1	0	1	1	2	0	0	0	0	0	0	1	0.0
Niklas Hjalmarsson	4	0	0	0	2	2	0	0	0	0	0	2	0.0
Jordan Oesterle	4	0	0	0	1	0	0	0	0	0	0	5	0.0
Mario Kempe	3	0	0	0	-2	0	0	0	0	0	0	5	0.0
Christian Fischer	2	0	0	0	0	0	0	0	0	0	0	3	0.0
Ilya Lyubushkin	2	0	0	0	1	2	0	0	0	0	0	1	0.0
Jason Demers	1	0	0	0	-1	2	0	0	0	0	0	0	0.0
Christian Dvorak	1	0	0	0	-1	0	0	0	0	0	0	0	0.0
Brendan Perlini	1	0	0	0	0	0	0	0	0	0	0	1	0.0
Dylan Strome	1	0	0	0	0	0	0	0	0	0	0	1	0.0

POWER PLAY: 2-11 18.2% / PENALTY KILLING: 11-11 100.0%

CANUCKS

Player	GP	G	A	P	+/-	PIM	PP	SH	GW	GT	EN	S	S%
Antoine Roussel	4	1	3	4	2	16	0	0	0	0	0	4	25.0
Adam Gaudette	4	2	1	3	2	4	0	0	0	0	0	6	33.3
Sven Baertschi	1	2	0	2	2	0	0	0	0	0	0	6	33.3
Ben Hutton	4	0	2	2	-2	2	0	0	0	0	0	7	0.0
Troy Stecher	4	0	2	2	1	0	0	0	0	0	0	7	0.0
Bo Horvat	4	1	0	1	-7	0	0	0	0	0	0	11	9.1
Darren Archibald	1	1	0	1	0	0	0	0	0	0	0	1	100.0
Tanner Pearson	1	1	0	1	1	0	0	0	0	0	0	2	50.0
Alex Biega	3	0	1	1	-1	0	0	0	0	0	0	11	0.0
Brock Boeser	3	0	1	1	-6	0	0	0	0	0	0	11	0.0
Markus Granlund	3	0	1	1	1	0	0	0	0	0	0	3	0.0
Ryan Spooner	2	0	1	1	0	0	0	0	0	0	0	6	0.0
Christopher Tanev	1	0	1	1	0	0	0	0	0	0	0	1	0.0
Loui Eriksson	4	0	0	0	-3	2	0	0	0	0	0	5	0.0
Tyler Motte	4	0	0	0	-1	0	0	0	0	0	0	8	0.0
Jay Beagle	3	0	0	0	0	2	0	0	0	0	0	2	0.0
Nikolay Goldobin	3	0	0	0	-6	0	0	0	0	0	0	7	0.0
Erik Gudbranson	3	0	0	0	-2	2	0	0	0	0	0	5	0.0
Derrick Pouliot	3	0	0	0	-2	4	0	0	0	0	0	6	0.0
Alexander Edler	2	0	0	0	-1	2	0	0	0	0	0	4	0.0
Josh Leivo	2	0	0	0	-1	0	0	0	0	0	0	4	0.0
Elias Pettersson	2	0	0	0	-1	0	0	0	0	0	0	4	0.0
Ashton Sautner	2	0	0	0	1	0	0	0	0	0	0	3	0.0
Tim Schaller	2	0	0	0	0	0	0	0	0	0	0	1	0.0
Brandon Sutter	2	0	0	0	-1	2	0	0	0	0	0	3	0.0
Jake Virtanen	2	0	0	0	0	0	0	0	0	0	0	2	0.0
Luke Schenn	1	0	0	0	0	0	0	0	0	0	0	1	0.0

POWER PLAY: 0-11 0.0% / PENALTY KILLING: 9-11 81.8%

GOALTENDING

COYOTES

Goalie	GP	Min	W-L-OT	SO	GA	SA	SV	GAA	SV%
Darcy Kuemper	4	246	4-0-0	0	8	135	127	1.95	.941

CANUCKS

Goalie	GP	Min	W-L-OT	SO	GA	SA	SV	GAA	SV%
Anders Nilsson	1	60	0-1-0	0	3	29	26	3.01	.897
Jacob Markstrom	2	126	0-0-2	0	7	60	53	3.33	.883
Thatcher Demko	1	60	0-1-0	0	5	24	19	5.00	.792

GOALS BY PERIOD

COYOTES					CANUCKS				
1	2	3	OT	TOT	1	2	3	OT	TOT
2	5	7	2	16	2	3	3	0	8

SHOTS BY PERIOD

COYOTES					CANUCKS				
1	2	3	OT	TOT	1	2	3	OT	TOT
32	35	45	2	114	43	44	44	4	135

SEE RECORDS SECTION FOR "ALL TIME VS THE CANUCKS" BREAKDOWN



VEGAS GOLDEN KNIGHTS

2018-19 SEASON SERIES - Won: 2 Lost: 1 OT: 1

LAST TIME VS THE GOLDEN KNIGHTS...

Last Home Win: None
 Last Home Loss: December 30, 2018 (5-1)
 Last Home Tie: None
 Last Road Win: April 4, 2019 (4-1)
 Last Road Loss: December 3, 2017 (3-2 OT)
 Last Road Tie: None

AT ARIZONA	COYOTES	GOLDEN KNIGHTS	ATTEND	GOALTENDERS	W. GOAL
Dec 30 '18	Coyotes 1	Golden Knights 5	17,125	Darcy Kuemper vs. Marc-Andre Fleury	Reilly Smith
Nov 21 '18	Coyotes 2	Golden Knights 3	14,151	Darcy Kuemper vs. Marc-Andre Fleury	Max Pacioretty

AT VEGAS	COYOTES	GOLDEN KNIGHTS	ATTEND	GOALTENDERS	W. GOAL
Apr 4 '19	Coyotes 4	Golden Knights 1	18,485	Darcy Kuemper vs. Marc-Andre Fleury	Derek Stepan
Feb 12 '19	Coyotes 5	Golden Knights 2	18,212	Darcy Kuemper vs. Marc-Andre Fleury	Nick Cousins

* - Overtime ** - Shootout

INDIVIDUAL SCORING

COYOTES													GOLDEN KNIGHTS															
Player	GP	G	A	P	+/-	PIM	PP	SH	GW	GT	EN	S	S%	Player	GP	G	A	P	+/-	PIM	PP	SH	GW	GT	EN	S	S%	
Derek Stepan	4	4	2	6	1	0	1	0	1	0	0	9	44.4	Paul Stastny	3	1	3	4	-1	4	0	0	0	0	0	5	20.0	
Alex Galchenyuk	4	2	1	3	-4	4	1	0	0	0	0	4	50.0	Max Pacioretty	3	2	1	3	-1	0	0	0	1	0	0	8	25.0	
Richard Panik	4	2	1	3	1	0	0	0	0	0	1	5	40.0	Brandon Pirri	3	2	1	3	1	2	0	0	0	0	0	4	50.0	
Clayton Keller	4	0	3	3	-1	0	0	0	0	0	0	12	0.0	Cody Eakin	4	1	2	3	4	0	0	0	0	0	0	9	11.1	
Nick Cousins	4	1	1	2	3	0	0	0	1	0	0	8	12.5	Reilly Smith	4	1	1	2	1	0	0	0	1	0	0	8	12.5	
Jakob Chychrun	4	0	2	2	0	0	0	0	0	0	0	7	0.0	Brayden McNabb	4	0	2	2	0	6	0	0	0	0	0	0	8	0.0
Lawson Crouse	4	0	2	2	1	0	0	0	0	0	0	8	0.0	Alex Tuch	4	0	2	2	2	2	0	0	0	0	0	0	6	0.0
Vinnie Hinostroza	4	0	2	2	1	0	0	0	0	0	0	6	0.0	Nate Schmidt	4	1	0	1	2	0	0	0	0	0	0	6	16.7	
Niklas Hjalmarsson	4	0	2	2	4	2	0	0	0	0	0	0	0.0	Ryan Carpenter	3	1	0	1	3	2	0	1	0	0	0	5	20.0	
Josh Archibald	3	1	0	1	1	2	0	0	0	0	0	5	20.0	Tomas Nosek	2	1	0	1	1	0	0	0	0	0	0	9	11.1	
Conor Garland	3	1	0	1	-1	0	0	0	0	0	0	17	5.9	Mark Stone	1	1	0	1	-3	0	0	0	0	0	0	1	100.0	
Jordan Oesterle	1	1	0	1	-1	0	1	0	0	0	0	1	100.0	Jonathan Marchessault	4	0	1	1	0	4	0	0	0	0	0	0	11	0.0
Oliver Ekman-Larsson	4	0	1	1	-2	2	0	0	0	0	0	7	0.0	Shea Theodore	4	0	1	1	-3	0	0	0	0	0	0	0	9	0.0
Jason Demers	1	0	1	1	0	0	0	0	0	0	0	0	0.0	Nick Holden	3	0	1	1	3	0	0	0	0	0	0	0	5	0.0
Christian Dvorak	1	0	1	1	0	0	0	0	0	0	0	1	0.0	Brad Hunt	1	0	1	1	2	0	0	0	0	0	0	0	3	0.0
Kevin Connauton	4	0	0	0	-1	0	0	0	0	0	0	6	0.0	Jon Merrill	1	0	1	1	0	0	0	0	0	0	0	0	2	0.0
Alex Goligoski	4	0	0	0	-1	2	0	0	0	0	0	6	0.0	Pierre-Edouard Bellemare	4	0	0	0	-1	2	0	0	0	0	0	0	5	0.0
Christian Fischer	3	0	0	0	-3	0	0	0	0	0	0	2	0.0	Deryk Engelland	4	0	0	0	-1	0	0	0	0	0	0	0	9	0.0
Michael Grabner	2	0	0	0	0	0	0	0	0	0	0	2	0.0	William Karlsson	4	0	0	0	-1	0	0	0	0	0	0	0	10	0.0
Ilya Lyubushkin	2	0	0	0	-2	0	0	0	0	0	0	4	0.0	William Carrier	3	0	0	0	0	4	0	0	0	0	0	0	6	0.0
Brad Richardson	2	0	0	0	0	0	0	0	0	0	0	3	0.0	Colin Miller	3	0	0	0	-1	2	0	0	0	0	0	0	7	0.0
Michael Bunting	1	0	0	0	-1	2	0	0	0	0	0	0	0.0	Ryan Reaves	3	0	0	0	-1	2	0	0	0	0	0	0	2	0.0
Brendan Perlini	1	0	0	0	-1	0	0	0	0	0	0	0	0.0	Oscar Lindberg	2	0	0	0	0	0	0	0	0	0	0	0	5	0.0
Nick Schmaltz	1	0	0	0	-2	0	0	0	0	0	0	1	0.0	Tomas Hyka	1	0	0	0	0	0	0	0	0	0	0	0	0	0.0
Dylan Strome	1	0	0	0	0	0	0	0	0	0	0	2	0.0															
Jordan Weal	1	0	0	0	1	0	0	0	0	0	0	0	0.0															

POWER PLAY: 3-14 21.4% / PENALTY KILLING: 7-7 100.0%

POWER PLAY: 0-7 0.0% / PENALTY KILLING: 11-14 78.6%

GOALTENDING

COYOTES										GOLDEN KNIGHTS									
Goalie	GP	Min	W-L-OT	SO	GA	SA	SV	GAA	SV%	Goalie	GP	Min	W-L-OT	SO	GA	SA	SV	GAA	SV%
Darcy Kuemper	4	243	2-1-1	0	11	143	132	2.71	.923	Marc-Andre Fleury	4	243	2-2-0	0	11	117	106	2.72	.906

GOALS BY PERIOD

COYOTES					GOLDEN KNIGHTS				
1	2	3	OT	TOT	1	2	3	OT	TOT
2	5	5	0	12	2	5	3	1	11

SHOTS BY PERIOD

COYOTES					GOLDEN KNIGHTS				
1	2	3	OT	TOT	1	2	3	OT	TOT
38	33	47	0	118	57	40	41	5	143

SEE RECORDS SECTION FOR "ALL TIME VS THE GOLDEN KNIGHTS" BREAKDOWN



WASHINGTON CAPITALS

2018-19 SEASON SERIES - Won: 1 Lost: 1 OT: 0

AT ARIZONA	COYOTES	CAPITALS	ATTEND	GOALTENDERS	W. GOAL
Dec 6 '18	Coyotes 2	Capitals 4	11,910	Adin Hill vs. Phoenix Copley	Andre Burakovsky

LAST TIME VS THE CAPITALS...

Last Home Win:	December 22, 2017 (3-2 OT)
Last Home Loss:	December 6, 2018 (4-2)
Last Home Tie:	October 23, 1999 (2-2)
Last Road Win:	November 11, 2018 (4-1)
Last Road Loss:	November 6, 2017 (3-2 OT)
Last Road Tie:	November 2, 2001 (2-2)

AT WASHINGTON	COYOTES	CAPITALS	ATTEND	GOALTENDERS	W. GOAL
Nov 11 '18	Coyotes 4	Capitals 1	18,506	Darcy Kuemper vs. Braden Holtby	Richard Panik

* - Overtime ** - Shootout

INDIVIDUAL SCORING

COYOTES													CAPITALS															
Player	GP	G	A	P	+/-	PIM	PP	SH	GW	GT	EN	S	S%	Player	GP	G	A	P	+/-	PIM	PP	SH	GW	GT	EN	S	S%	
Alex Galchenyuk	2	1	1	2	1	0	1	0	0	0	0	7	14.3	Nicklas Backstrom	2	1	1	2	3	2	0	0	0	0	0	3	33.3	
Richard Panik	2	1	1	2	0	0	0	0	1	0	0	3	33.3	Matt Niskanen	2	1	1	2	2	4	0	0	0	0	0	9	11.1	
Derek Stepan	2	1	1	2	0	0	0	0	0	0	1	2	50.0	Alex Ovechkin	2	1	1	2	1	0	0	0	0	0	1	6	16.7	
Christian Fischer	2	1	0	1	1	0	0	0	0	0	0	5	20.0	Andre Burakovsky	2	1	0	1	-1	0	0	0	1	0	0	2	50.0	
Vinnie Hinostroza	2	1	0	1	-1	0	1	0	0	0	0	6	16.7	Jakub Vrana	2	1	0	1	1	0	0	0	0	0	0	4	25.0	
Lawson Crouse	1	1	0	1	0	0	0	0	0	0	0	2	50.0	Travis Boyd	2	0	1	1	-1	0	0	0	0	0	0	0	0	0.0
Nick Cousins	2	0	1	1	0	0	0	0	0	0	0	0	0.0	Brett Connolly	2	0	1	1	1	0	0	0	0	0	0	0	4	0.0
Oliver Ekman-Larsson	2	0	1	1	-2	0	0	0	0	0	0	4	0.0	Evgeny Kuznetsov	2	0	1	1	1	2	0	0	0	0	0	3	0.0	
Clayton Keller	2	0	1	1	-1	0	0	0	0	0	0	3	0.0	Dmitry Orlov	2	0	1	1	3	2	0	0	0	0	0	2	0.0	
Jordan Oesterle	2	0	1	1	1	0	0	0	0	0	0	4	0.0	Madison Bowey	1	0	1	1	1	0	0	0	0	0	0	3	0.0	
Brendan Perlini	1	0	1	1	0	2	0	0	0	0	0	0	0.0	John Carlson	2	0	0	0	0	0	0	0	0	0	0	12	0.0	
Dylan Strome	1	0	1	1	0	2	0	0	0	0	0	2	0.0	Christian Djoos	2	0	0	0	-1	0	0	0	0	0	0	1	0.0	
Josh Archibald	2	0	0	0	1	0	0	0	0	0	0	0	0.0	Nic Dowd	2	0	0	0	-1	0	0	0	0	0	0	1	0.0	
Kevin Connauton	2	0	0	0	0	0	0	0	0	0	0	3	0.0	Lars Eller	2	0	0	0	-2	2	0	0	0	0	0	7	0.0	
Niklas Hjalmarsson	2	0	0	0	-1	0	0	0	0	0	0	2	0.0	Michal Kempny	2	0	0	0	0	0	0	0	0	0	0	6	0.0	
Brad Richardson	2	0	0	0	-2	0	0	0	0	0	0	2	0.0	Devante Smith-Pelly	2	0	0	0	-1	0	0	0	0	0	0	2	0.0	
Jakob Chychrun	1	0	0	0	-1	2	0	0	0	0	0	1	0.0	Chandler Stephenson	2	0	0	0	0	0	0	0	0	0	0	2	0.0	
Jason Demers	1	0	0	0	0	0	0	0	0	0	0	1	0.0	T.J. Oshie	1	0	0	0	0	4	0	0	0	0	0	1	0.0	
Alex Goligoski	1	0	0	0	1	0	0	0	0	0	0	1	0.0	Jonas Siegenthaler	1	0	0	0	-2	0	0	0	0	0	0	0	0.0	
Michael Grabner	1	0	0	0	-1	0	0	0	0	0	0	2	0.0															
Ilya Lyubushkin	1	0	0	0	1	0	0	0	0	0	0	0	0.0															
Nick Schmaltz	1	0	0	0	-2	0	0	0	0	0	0	0	0.0															

POWER PLAY: 2-8 25.0% / PENALTY KILLING: 3-3 100.0%

POWER PLAY: 0-3 0.0% / PENALTY KILLING: 6-8 75.0%

GOALTENDING

COYOTES										CAPITALS									
Goalie	GP	Min	W-L-OT	SO	GA	SA	SV	GAA	SV%	Goalie	GP	Min	W-L-OT	SO	GA	SA	SV	GAA	SV%
Darcy Kuemper	1	60	1-0-0	0	1	39	38	1.00	.974	Phoenix Copley	1	60	1-0-0	0	2	29	27	2.00	.931
Adin Hill	1	58	0-1-0	0	3	28	25	3.09	.893	Braden Holtby	1	59	0-1-0	0	3	21	18	3.04	.857

GOALS BY PERIOD

COYOTES					CAPITALS				
1	2	3	OT	TOT	1	2	3	OT	TOT
2	3	1	0	6	0	3	2	0	5

SHOTS BY PERIOD

COYOTES					CAPITALS				
1	2	3	OT	TOT	1	2	3	OT	TOT
23	13	15	0	51	21	23	24	0	68

SEE RECORDS SECTION FOR "ALL TIME VS THE CAPITALS" BREAKDOWN



WINNIPEG JETS

2018-19 SEASON SERIES - Won: 1 Lost: 2 OT: 0

AT ARIZONA	COYOTES	JETS	ATTEND	GOALTENDERS	W. GOAL
Apr 6 '19	Coyotes 2	Jets 4	17,125	Calvin Pickard vs. Connor Hellebuyck	Kyle Connor
Feb 24 '19	Coyotes 4	Jets 1	17,125	Darcy Kuemper vs. Laurent Brossoit	Lawson Crouse

LAST TIME VS THE JETS...

Last Home Win: February 24, 2019 (4-1)
 Last Home Loss: April 6, 2019 (4-2)
 Last Home Tie: January 11, 2004 (1-1)
 Last Road Win: March 14, 2010 (3-2 SO)
 Last Road Loss: October 20, 2018 (5-3)
 Last Road Tie: None

AT WINNIPEG	COYOTES	JETS	ATTEND	GOALTENDERS	W. GOAL
Oct 20 '18	Coyotes 3	Jets 5	15,321	Antti Raanta vs Laurent Brossoit	Mathieu Perreault

* - Overtime ** - Shootout

INDIVIDUAL SCORING

COYOTES

Player	GP	G	A	P	+/-	PIM	PP	SH	GW	GT	EN	S	S%
Oliver Ekman-Larsson	3	0	4	4	2	4	0	0	0	0	0	6	0.0
Clayton Keller	3	3	0	3	0	0	0	0	0	0	0	8	37.5
Brad Richardson	3	2	0	2	0	0	0	0	0	0	0	8	25.0
Alex Galchenyuk	2	1	1	2	0	2	1	0	0	0	0	2	50.0
Alex Goligoski	3	0	2	2	2	0	0	0	0	0	0	5	0.0
Vinnie Hinostroza	3	0	2	2	1	2	0	0	0	0	0	8	0.0
Derek Stepan	3	0	2	2	2	0	0	0	0	0	0	4	0.0
Josh Archibald	3	1	0	1	2	0	0	0	0	0	1	4	25.0
Lawson Crouse	3	1	0	1	3	2	0	0	1	0	0	8	12.5
Christian Fischer	2	1	0	1	-1	0	0	0	0	0	0	3	33.3
Nick Cousins	3	0	1	1	0	2	0	0	0	0	0	5	0.0
Niklas Hjalmarsson	3	0	1	1	0	0	0	0	0	0	0	1	0.0
Michael Grabner	2	0	1	1	-1	0	0	0	0	0	0	4	0.0
Jordan Oesterle	3	0	0	0	-4	0	0	0	0	0	0	3	0.0
Kevin Connauton	2	0	0	0	-3	0	0	0	0	0	0	2	0.0
Jason Demers	2	0	0	0	2	4	0	0	0	0	0	4	0.0
Conor Garland	2	0	0	0	-2	0	0	0	0	0	0	5	0.0
Richard Panik	2	0	0	0	0	2	0	0	0	0	0	0	0.0
Jakob Chychrun	1	0	0	0	1	0	0	0	0	0	0	0	0.0
Christian Dvorak	1	0	0	0	-1	0	0	0	0	0	0	1	0.0
Mario Kempe	1	0	0	0	1	2	0	0	0	0	0	0	0.0
Ilya Lyubushkin	1	0	0	0	1	0	0	0	0	0	0	0	0.0
Brendan Perlini	1	0	0	0	1	0	0	0	0	0	0	3	0.0
Dylan Strome	1	0	0	0	-1	2	0	0	0	0	0	5	0.0
Jordan Weal	1	0	0	0	0	0	0	0	0	0	0	1	0.0

JETS

Player	GP	G	A	P	+/-	PIM	PP	SH	GW	GT	EN	S	S%
Kyle Connor	3	1	4	5	1	0	0	0	1	0	0	5	20.0
Jacob Trouba	3	1	3	4	3	0	0	0	0	0	0	6	16.7
Tyler Myers	3	1	2	3	-2	2	0	0	0	0	0	7	14.3
Mark Scheifele	3	1	2	3	-1	2	0	0	0	0	0	8	12.5
Blake Wheeler	3	1	2	3	-1	4	0	0	0	0	1	9	11.1
Adam Lowry	3	1	1	2	2	2	0	0	0	0	0	7	14.3
Josh Morrissey	2	1	1	2	1	0	1	0	0	0	0	3	33.3
Nikolaj Ehlers	3	1	0	1	-3	0	1	0	0	0	0	6	16.7
Patrik Laine	3	1	0	1	-5	2	1	0	0	0	0	11	9.1
Mathieu Perreault	3	1	0	1	1	2	0	0	1	0	0	5	20.0
Jack Roslovic	3	0	1	1	2	0	0	0	0	0	0	2	0.0
Par Lindholm	1	0	1	1	1	0	0	0	0	0	0	1	0.0
Ben Chiarot	3	0	0	0	0	2	0	0	0	0	0	4	0.0
Andrew Copp	3	0	0	0	0	0	0	0	0	0	0	1	0.0
Bryan Little	3	0	0	0	-4	0	0	0	0	0	0	7	0.0
Dustin Byfuglien	2	0	0	0	3	6	0	0	0	0	0	7	0.0
Dmitry Kulikov	2	0	0	0	-3	0	0	0	0	0	0	2	0.0
Brandon Tanev	2	0	0	0	0	0	0	0	0	0	0	2	0.0
Nathan Beaulieu	1	0	0	0	1	0	0	0	0	0	0	3	0.0
Kevin Hayes	1	0	0	0	0	0	0	0	0	0	0	1	0.0
Brendan Lemieux	1	0	0	0	1	0	0	0	0	0	0	1	0.0
Joe Morrow	1	0	0	0	-2	0	0	0	0	0	0	0	0.0
Sami Niku	1	0	0	0	-2	0	0	0	0	0	0	1	0.0

POWER PLAY: 3-9 33.3% / PENALTY KILLING: 8-9 88.9%

POWER PLAY: 1-9 11.1% / PENALTY KILLING: 6-9 66.7%

GOALTENDING

COYOTES

Goalie	GP	Min	W-L-OT	SO	GA	SA	SV	GAA	SV%
Darcy Kuemper	1	60	1-0-0	0	1	35	34	1.00	.971
Calvin Pickard	1	58	0-1-0	0	4	32	28	4.15	.875
Antti Raanta	1	59	0-1-0	0	4	31	27	4.09	.871

JETS

Goalie	GP	Min	W-L-OT	SO	GA	SA	SV	GAA	SV%
Laurent Brossoit	2	118	1-1-0	0	6	68	62	3.05	.912
Connor Hellebuyck	1	60	1-0-0	0	2	21	19	2.00	.905

GOALS BY PERIOD

COYOTES

1	2	3	OT	TOT
3	2	4	0	9

JETS

1	2	3	OT	TOT
3	5	2	0	10

SHOTS BY PERIOD

COYOTES

1	2	3	OT	TOT
31	27	32	0	90

JETS

1	2	3	OT	TOT
18	43	38	0	99

SEE RECORDS SECTION FOR "ALL TIME VS THE JETS" BREAKDOWN



RECORDS



Games Played	3,108	Goals For	9,371	Overtime Wins, Home	101
Wins	1,278	Goals For, Home	4,979	Overtime Wins, Road	86
Wins, Home	734	Goals For, Road	4,373	Overtime Losses	177
Wins, Road	544	Goals Against	10,404	Overtime Losses, Home	81
Losses	1,413	Goals Against, Home	4,895	Overtime Losses, Road	96
Losses, Home	619	Goals Against, Road	5,487	Overtime Ties	219
Losses, Road	794	Assists	15,804	Overtime Ties, Home	105
Ties	266	Scoring Points	25,109	Overtime Ties, Road	114
Ties, Home	131	Penalty Minutes	51,026	Shutouts For	162
Ties, Road	135	Power Play Goals	2,316		
*Overtime Losses	151	Shorthanded Goals	314		
*Overtime Losses, Home	70	Overtime Games	583		
*Overtime Losses, Road	81	Overtime Wins	187		

*Overtime loss is a statistic that began in '99-00 season (known as "regulation tie" for that one season). This statistic does not include any overtime loss prior to '99-00. Beginning in the 2005-06 season, losses in a shootout also count in the "overtime loss" column.

YEAR-BY-YEAR RECORD

SEASON	GP	OVERALL			HOME			ROAD			GF	GA	PTS	DIVISION	CONFERENCE
		W-L-T-OL	W-L-T-OL	W-L-T-OL	W-L-T-OL	W-L-T-OL	W-L-T-OL								
1979-80	80	20-49-11	13-19-8	7-30-3	214	314	51	5th, Smythe	10th, Campbell						
1980-81	80	9-57-14	7-25-8	2-32-6	246	400	32	6th, Smythe	11th, Campbell						
1981-82	80	33-33-14	18-13-9	15-20-5	319	332	80	2nd, Norris	3rd, Campbell						
1982-83	80	33-39-8	22-16-2	11-23-6	311	333	74	4th, Smythe	6th, Campbell						
1983-84	80	31-38-11	17-15-8	14-23-3	340	374	73	4th, Smythe	5th, Campbell						
1984-85	80	43-27-10	21-13-6	22-14-4	358	332	96	2nd, Smythe	2nd, Campbell						
1985-86	80	26-47-7	18-19-3	8-28-4	295	372	59	3rd, Smythe	6th, Campbell						
1986-87	80	40-32-8	25-12-3	15-20-5	279	271	88	3rd, Smythe	3rd, Campbell						
1987-88	80	33-36-11	20-14-6	13-22-5	292	310	77	3rd, Smythe	4th, Campbell						
1988-89	80	26-42-12	17-18-5	9-24-7	300	355	64	5th, Smythe	9th, Campbell						
1989-90	80	37-32-11	22-13-5	15-19-6	298	290	85	3rd, Smythe	4th, Campbell						
1990-91	80	26-43-11	17-18-5	9-25-6	260	288	63	5th, Smythe	9th, Campbell						
1991-92	80	33-32-15	20-14-6	13-18-9	251	244	81	4th, Smythe	7th, Campbell						
1992-93	84	40-37-7	23-16-3	17-21-4	322	320	87	4th, Smythe	7th, Campbell						
1993-94	84	24-51-9	15-23-4	9-28-5	245	344	57	6th, Central	12th, Western						
1994-95	48	16-25-7	10-10-4	6-15-3	157	177	39	6th, Central	10th, Western						
1995-96	82	36-40-6	22-16-3	14-24-3	275	291	78	5th, Central	8th, Western						
1996-97	82	38-37-7	15-19-7	23-18-0	240	243	83	3rd, Central	5th, Western						
1997-98	82	35-35-12	19-16-6	16-19-6	224	227	82	4th, Central	6th, Western						
1998-99	82	39-31-12	23-13-5	16-18-7	205	197	90	2nd, Pacific	4th, Western						
*1999-00	82	39-31-8-4	22-16-2-1	17-15-6-3	232	228	90	3rd, Pacific	6th, Western						
2000-01	82	35-27-17-3	21-11-7-2	14-16-10-1	214	212	90	4th, Pacific	9th, Western						
2001-02	82	40-27-9-6	27-8-3-3	13-19-6-3	228	210	95	2nd, Pacific	6th, Western						
2002-03	82	31-35-11-5	17-16-6-2	14-19-5-3	204	230	78	4th, Pacific	11th, Western						
2003-04	82	22-36-18-6	11-19-7-4	11-17-11-2	188	245	68	5th, Pacific	13th, Western						
2005-06	82	38-39-5	19-18-4	19-21-1	246	271	81	5th, Pacific	12th, Western						
2006-07	82	31-46-5	18-20-3	13-26-2	216	284	67	5th, Pacific	15th, Western						
2007-08	82	38-37-7	17-20-4	21-17-3	214	231	83	4th, Pacific	12th, Western						
2008-09	82	36-39-7	23-15-3	13-24-4	208	252	79	4th, Pacific	13th, Western						
2009-10	82	50-25-7	29-10-2	21-15-5	225	202	107	2nd, Pacific	4th, Western						
2010-11	82	43-26-13	21-13-7	22-13-6	231	226	99	3rd, Pacific	6th, Western						
2011-12	82	42-27-13	22-13-6	20-14-7	210	194	97	1st, Pacific	3rd, Western						
2012-13	48	21-18-9	14-8-2	7-10-7	125	131	51	4th, Pacific	10th, Western						
2013-14	82	37-30-15	22-14-5	15-16-10	216	231	89	4th, Pacific	9th, Western						
2014-15	82	24-50-8	11-25-5	13-25-3	165	272	56	7th, Pacific	14th, Western						
2015-16	82	35-39-8	22-15-4	13-24-4	208	244	78	4th, Pacific	10th, Western						
2016-17	82	30-42-10	18-18-5	12-24-5	191	258	70	6th, Pacific	12th, Western						
2017-18	82	29-41-12	16-21-4	13-20-8	208	256	70	8th, Pacific	15th, Western						
2018-19	82	39-35-8	20-17-4	19-18-4	213	223	86	4th, Pacific	9th, Western						
TOTALS:	3108	1278-1413-266-151	734-619-131-70	544-794-135-81	9373	10409	2973								

*Records for '99-00 are "adjusted" to reflect overtime losses instead of regulation ties. Beginning in 2005-06 season, losses in a shootout also count in the "overtime loss" column.

SEASON	OCT	NOV	DEC	JAN	FEB	MAR	APR	MAY	SEASON
1979-80	4-5-1	3-8-2	5-9-1	2-10-2	1-8-4	3-8-1	2-1-0		20-49-11
1980-81	1-6-2	0-10-5	1-12-0	4-7-3	1-10-1	2-11-1	0-1-2		9-57-14
1981-82	5-3-2	5-6-2	3-9-4	6-4-3	3-5-2	11-4-1	0-2-0		33-33-14
1982-83	7-2-1	3-8-1	6-6-2	4-9-3	5-7-1	7-6-0	1-1-0		33-39-8
1983-84	3-7-2	4-7-1	7-5-1	5-5-4	5-5-2	6-9-1	1-0-0		31-38-11
1984-85	3-3-1	8-6-1	8-5-2	7-7-1	6-5-2	10-1-2	1-0-1		43-27-10
1985-86	5-4-1	3-10-1	4-10-2	4-7-1	3-8-1	7-7-0	0-1-1		26-47-7
1986-87	4-4-1	11-4-0	2-8-3	11-3-1	6-5-1	5-7-2	1-1-0		40-32-8
1987-88	5-4-0	5-8-1	6-5-2	6-5-4	6-5-2	4-9-1	1-0-1		33-36-11
1988-89	3-4-2	6-4-2	5-6-3	4-8-2	3-9-1	4-11-2	1-0-0		26-42-12
1989-90	5-6-0	7-6-1	5-3-4	6-7-2	7-5-1	7-4-3	0-1-0		37-32-11
1990-91	5-7-1	4-9-2	4-6-4	5-7-1	5-5-3	3-9-0			26-43-11
1991-92	6-5-2	6-3-3	4-8-3	5-6-2	4-6-1	5-4-4	3-0-0		33-32-15
1992-93	4-8-0	4-5-2	7-6-1	10-3-2	3-7-1	7-6-1	5-2-0		40-37-7
1993-94	6-5-1	4-8-2	5-7-2	2-9-1	0-11-2	6-6-0	1-5-1		24-51-9
1994-95	0-0-0	0-0-0	0-0-0	1-4-1	5-6-2	3-8-2	7-5-2	0-2-0	16-25-7
1995-96	6-4-2	6-6-0	4-9-1	5-5-1	5-6-0	7-8-1	3-2-1		36-40-6
1996-97	4-6-1	4-6-3	9-5-0	5-7-0	6-7-0	7-4-2	3-2-1		38-37-7
1997-98	5-5-2	7-6-0	5-5-5	7-4-3	0-5-1	4-7-1	7-3-0		35-35-12
1998-99	4-2-1	10-0-1	7-5-2	4-5-5	5-8-1	7-6-2	2-5-0		39-31-12
1999-00	8-2-3-0	8-4-0-0	5-6-1-0	7-4-2-1	4-6-1-0	5-8-0-2	2-1-1-1		39-31-8-4
2000-01	9-1-2-0	4-6-4-0	3-2-4-1	7-6-2-0	6-6-0-1	5-5-4-1	1-1-1-0		35-27-17-3
2001-02	5-3-2-1	5-6-1-2	7-5-3-0	6-5-1-1	3-3-1-1	10-2-1-1	4-3-0-0		40-27-9-6
2002-03	4-7-0-1	4-5-4-0	5-4-2-2	6-5-1-1	6-5-1-0	5-9-1-1	1-0-2-0		31-35-11-5
2003-04	3-4-3-0	4-5-3-1	5-3-5-1	6-6-2-0	2-8-2-2	1-10-3-2	1-0-0-0		22-36-18-6
2005-06	5-8-1	8-4-1	7-6-0	6-7-1	1-3-1	8-6-0	3-5-1		38-39-5
2006-07	3-9-0	6-6-0	6-5-2	8-6-0	4-7-1	2-11-2	2-2-0		31-46-5
2007-08	4-6-0	7-6-0	7-6-1	9-4-1	6-5-3	4-9-1	1-1-1		38-37-7
2008-09	4-4-0	6-7-2	8-4-3	6-7-0	3-9-0	5-6-2	4-2-0		36-39-7
2009-10	9-4-0	6-7-1	10-2-3	8-5-1	4-3-0	10-4-1	3-0-1		50-25-7
2010-11	3-4-3	8-3-2	6-6-2	8-4-2	8-4-1	9-4-1	1-1-2		43-26-13
2011-12	5-3-2	8-4-1	6-9-1	3-5-4	11-0-1	6-6-4	3-0-0		42-27-13
2012-13	0-0-0	0-0-0	0-0-0	2-4-1	7-4-2	5-7-3	7-3-3		21-18-9
2013-14	9-3-2	6-4-2	5-3-5	5-9-1	2-3-1	9-5-1	1-3-3		37-30-15
2014-15	3-5-1	6-7-2	5-7-1	3-7-2	3-10-1	3-10-1	1-4-0		24-50-8
2015-16	5-5-1	8-4-0	5-7-2	6-4-2	3-10-1	7-6-1	1-3-1		35-39-8
2016-17	2-6-0	6-4-3	3-11-2	5-6-1	6-6-1	6-8-2	2-1-1		30-42-10
2017-18	1-11-1	5-7-3	3-9-1	3-2-4	6-5-1	10-6-1	1-1-1		29-41-12
2018-19	6-5-0	5-6-2	6-9-0	6-3-2	8-5-1	7-5-3	1-2-0		39-35-8
TOTALS	173-180-33-13	210-215-42-22	199-233-57-27	213-221-50-25	172-235-34-19	232-262-36-30	79-65-14-15	0-2-0	1278-1413-266-151

*Records for '99-00 are "adjusted" to reflect overtime losses instead of regulation ties. Beginning in 2005-06 season, losses in a shootout also count in the "overtime loss" column.

	OVERALL					HOME					ROAD				
	GP	W	L	T	SOL	GP	W	L	T	SOL	GP	W	L	T	SOL
1983-84	24	7	6	11		15	3	4	8		9	4	2	3	
1984-85	14	3	1	10		10	2	1	7		4	1	0	3	
1985-86	8	0	1	7		4	0	1	3		4	0	0	4	
1986-87	12	2	2	8		4	1	0	3		8	1	2	5	
1987-88	21	8	2	11		12	5	1	6		9	3	1	5	
1988-89	20	6	2	12		10	4	1	5		10	2	1	7	
1989-90	19	4	4	11		7	1	1	5		12	3	3	6	
1990-91	14	1	2	11		5	0	0	5		9	1	2	6	
1991-92	20	1	4	15		9	1	2	6		11	0	2	9	
1992-93	11	2	2	7		5	1	1	3		6	1	1	4	
1993-94	15	1	5	9		8	1	3	4		7	0	2	5	
1994-95	9	0	2	7		5	0	1	4		4	0	1	3	
1995-96	8	2	0	6		5	2	0	3		3	0	0	3	
1996-97	16	5	4	7		12	2	3	7		4	3	1	0	
1997-98	14	0	2	12		8	0	2	6		6	0	0	6	
1998-99	15	2	1	12		7	1	1	5		8	1	0	7	
1999-00	16	4	4	8		5	2	1	2		11	2	3	6	
2000-01	23	3	3	17		11	2	2	7		12	1	1	10	
2001-02	19	4	6	9		9	3	3	3		10	1	3	6	
2002-03	20	4	5	11		11	3	2	6		9	1	3	5	
2003-04	29	5	6	18		15	4	4	7		14	1	2	11	
2005-06	15	10	2		3	9	5	1		3	6	5	1		0
2006-07	12	7	3		2	7	4	2		1	5	3	1		1
2007-08	16	9	1		6	9	5	0		4	7	4	1		2
2008-09	11	4	4		3	7	4	0		3	4	0	4		0
2009-10	26	19	1		6	10	8	0		2	16	11	1		4
2010-11	20	7	7		6	10	3	4		3	10	4	3		3
2011-12	22	9	3		10	11	5	2		4	11	4	1		6
2012-13	14	5	3		6	4	2	1		1	10	3	2		5
2013-14	24	9	8		7	9	4	2		3	15	5	6		4
2014-15	18	10	3		5	10	5	3		2	8	5	0		3
2015-16	14	6	7		1	7	3	4		0	7	3	3		1
2016-17	20	10	8		2	12	7	3		2	8	3	5		0
2017-18	21	9	7		5	10	6	1		3	11	3	6		2
2018-19	17	9	5		3	6	2	3		1	11	7	2		2
TOTALS	597	187	126	219	65	298	101	60	105	32	299	86	66	114	33

DATE	OPPONENT	SCORER	SCORE	TIME	DATE	OPPONENT	SCORER	SCORE	TIME
Oct. 12, 1983	at Pittsburgh	Lucien DeBlois	4-3 W	1:34	Oct. 10, 2003	St. Louis	David Tanabe	2-1 W	4:38
Dec. 1, 1983	at Los Angeles	Tim Watters	6-5 W	2:41	Nov. 8, 2003	Anaheim	Radoslav Suchy	4-3 W	1:20
Dec. 30, 1983	NY Islanders	Paul MacLean	4-3 W	0:29	Nov. 13, 2003	Colorado	Branko Radivojevic	3-2 W	1:51
Jan. 18, 1984	at Pittsburgh	Paul MacLean (2)	5-4 W	1:28	Mar. 22, 2004	at Minnesota	Mike Comrie	3-2 W	4:35
Feb. 19, 1984	Washington	Doug Smail	4-3 W	1:55	Apr. 3, 2004	Chicago	Krystofer Kolanos	2-1 W	2:55
Mar. 11, 1984	Quebec	Dale Hawerchuk	6-5 W	0:42	Oct. 18, 2005	at Edmonton	Derek Morris	4-3 W	1:00
Mar. 12, 1984	at Toronto	Paul MacLean (3)	8-7 W	3:12	Oct. 25, 2005	St. Louis	Petr Nedved	5-4 W	1:51
Dec. 11, 1984	Philadelphia	Paul MacLean (4)	5-4 W	3:58	Nov. 12, 2005	Anaheim	Zbynek Michalek	2-1 W	3:09
Jan. 9, 1985	NY Rangers	Dale Hawerchuk (2)	6-5 W	3:50	Dec. 11, 2005	at Boston	Ladislav Nagy	2-1 W	0:30
Mar. 15, 1985	at Quebec	Paul MacLean (5)	3-2 W	4:41	Dec. 29, 2005	Los Angeles	Keith Ballard	6-5 W	3:52
Nov. 2, 1986	at NY Rangers	Paul MacLean (6)	5-4 W	3:23	Apr. 1, 2006	at San Jose	Steven Reinprecht	4-3 W	3:55
Mar. 18, 1987	New Jersey	Brian Mullen	4-3 W	0:40	Jan. 5, 2007	at Atlanta	Yanic Perreault	5-4 W	2:31
Oct. 30, 1987	Washington	Dale Hawerchuk (3)	3-2 W	2:15	Feb. 22, 2007	Calgary	Shane Doan (4)	3-2 W	0:54
Nov. 10, 1987	Calgary	Andrew McBain	4-3 W	3:48	Nov. 7, 2007	at Anaheim	Shane Doan (5)	6-5 W	4:29
Nov. 22, 1987	Edmonton	Dale Hawerchuk (4)	4-3 W	4:26	Jan. 24, 2008	Nashville	Zbynek Michalek (2)	4-3 W	4:31
Dec. 1, 1987	at Los Angeles	Doug Smail (2)	7-6 W	3:26	Feb. 4, 2008	at Colorado	Radim Vrbata	4-3 W	3:23
Dec. 3, 1987	at Los Angeles	Iain Duncan	5-4 W	3:07	Mar. 25, 2008	San Jose	Martin Hanzal	5-4 W	3:23
Dec. 26, 1987	Minnesota	Laurie Boschman	5-4 W	3:09	Mar. 30, 2009	Dallas	Petr Prucha	6-5 W	0:53
Feb. 23, 1988	at Pittsburgh	Mario Marois	4-3 W	2:40	Oct. 15, 2009	St. Louis	Ed Jovanovski	3-2 W	3:37
Apr. 3, 1988	St. Louis	Ray Neufeld	5-4 W	2:05	Oct. 22, 2009	Detroit	Adrian Aucoin	3-2 W	1:57
Oct. 14, 1988	Vancouver	Laurie Boschman (2)	4-3 W	2:14	Nov. 29, 2009	at Anaheim	Shane Doan (6)	3-2 W	1:18
Nov. 16, 1988	at Edmonton	Pat Elynuik	2-1 W	0:46	Jan. 5, 2010	at Edmonton	Shane Doan (7)	5-4 W	1:37
Dec. 6, 1988	at Los Angeles	Pat Elynuik (2)	5-4 W	1:11	Jan. 26, 2010	at Detroit	Shane Doan (8)	5-4 W	3:50
Feb. 17, 1989	New Jersey	Dave Ellett	3-2 W	2:43	Feb. 9, 2011	Dallas	Radim Vrbata (2)	3-2 W	1:13
Feb. 19, 1989	Hartford	Brent Ashton	7-6 W	3:23	Feb. 22, 2011	at Philadelphia	Shane Doan (9)	3-2 W	2:41
Mar. 24, 1989	Calgary	Randy Carlyle	4-3 W	3:45	Oct. 29, 2011	Los Angeles	Daymond Langkow (2)	3-2 W	4:16
Nov. 8, 1989	Vancouver	Greg Paslawski	3-2 W	0:46	Feb. 9, 2012	Calgary	Shane Doan (10)	2-1 W	3:05
Nov. 18, 1989	at Philadelphia	Doug Smail (3)	1-0 W	1:32	Feb. 18, 2012	Dallas	Radim Vrbata (3)	2-1 W	1:15
Dec. 29, 1989	at Calgary	Thomas Steen	2-1 W	2:49	Feb. 11, 2013	at Colorado	Shane Doan (11)	3-2 W	4:01
Mar. 17, 1990	at Toronto	Peter Taglianetti	5-4 W	4:52	Nov. 12, 2013	at St. Louis	Oliver Ekman-Larsson	3-2 W	0:56
Oct. 31, 1990	at Edmonton	Pat Elynuik (3)	1-0 W	0:23	Dec. 21, 2013	at Ottawa	Antoine Vermette	4-3 W	2:23
Dec. 1, 1991	Chicago	Darrin Shannon	3-2 W	1:09	Dec. 31, 2013	Edmonton	Keith Yandle	4-3 W	4:53
Nov. 27, 1992	San Jose	Thomas Steen (2)	3-2 W	1:29	Oct. 11, 2014	Los Angeles	Oliver Ekman-Larsson (2)	3-2 W	4:46
Dec. 12, 1992	at NY Islanders	Russ Romaniuk	4-3 W	1:41	Oct. 25, 2014	Florida	Oliver Ekman-Larsson (3)	2-1 W	2:20
Oct. 16, 1993	Chicago	Nelson Emerson	1-0 W	0:41	Dec. 16, 2014	Edmonton	Oliver Ekman-Larsson (4)	2-1 W	4:59
Nov. 14, 1995	Chicago	Shane Doan	6-5 W	0:39	Mar. 24, 2015	at Detroit	Mark Arcobello	5-4 W	3:08
Feb. 23, 1996	Chicago	Dallas Drake	1-0 W	0:17	Mar. 26, 2015	at Buffalo	Sam Gagner	4-3 W	0:56
Oct. 28, 1996	at Montreal	Mike Gartner	5-4 W	1:45	Nov. 9, 2015	at Anaheim	Mikkel Boedker	4-3 W	1:18
Nov. 1, 1996	at Calgary	Jeremy Roenick	3-2 W	4:08	Nov. 27, 2015	Calgary	Oliver Ekman-Larsson (5)	2-1 W	4:20
Nov. 28, 1996	New Jersey	Keith Tkachuk	4-3 W	4:08	Dec. 11, 2015	Minnesota	Mikkel Boedker (2)	2-1 W	0:34
Dec. 7, 1996	at New Jersey	Darrin Shannon (2)	4-3 W	2:03	Dec. 27, 2015	at Colorado	Mikkel Boedker (3)	2-1 W	4:17
Feb. 15, 1997	Boston	Jayson More	5-4 W	1:14	Jan. 12, 2016	Edmonton	Oliver Ekman-Larsson (6)	4-3 W	4:51
Nov. 20, 1998	at San Jose	Dallas Drake (2)	2-1 W	0:37	Oct. 15, 2016	Philadelphia	Oliver Ekman-Larsson (7)	4-3 W	3:12
Nov. 21, 1998	Edmonton	Rick Tocchet	3-2 W	4:08	Nov. 19, 2016	San Jose	Martin Hanzal (2)	3-2 W	1:16
Nov. 10, 1999	Edmonton	Jyrki Lumme	5-4 W	1:51	Jan. 23, 2017	Florida	Tobias Rieder	3-2 W	0:48
Dec. 26, 1999	at Los Angeles	Jeremy Roenick (2)	3-2 W	3:18	Feb. 11, 2017	Pittsburgh	Connor Murphy	4-3 W	4:38
Jan. 23, 2000	San Jose	Jyrki Lumme (2)	3-2 W	4:16	Oct. 30, 2017	at Philadelphia	Alex Goligoski	4-3 W	4:45
Feb. 1, 2000	at San Jose	Keith Carney	1-0 W	1:32	Nov. 18, 2017	at Ottawa	Anthony Duclair	3-2 W	1:23
Oct. 21, 2000	at Vancouver	Jeremy Roenick (3)	3-2 W	0:16	Nov. 24, 2017	Los Angeles	Christian Fischer	3-2 W	2:43
Mar. 8, 2001	Vancouver	Shane Doan (2)	3-2 W	0:38	Dec. 22, 2017	Washington	Clayton Keller	3-2 W	4:33
Oct. 8, 2001	at Calgary	Shane Doan (3)	2-1 W	0:28	Jan. 4, 2018	Nashville	Christian Fischer (2)	3-2 W	2:19
Nov. 20, 2001	vs Minnesota	Claude Lemieux	2-1 W	4:36	Jan. 22, 2018	NY Islanders	Nick Cousins	3-2 W	2:21
Feb. 8, 2002	Los Angeles	Brian Savage	6-5 W	4:26	Feb. 8, 2018	at Minnesota	Clayton Keller (2)	4-3 W	3:55
Feb. 12, 2002	Calgary	Daniel Briere	4-3 W	0:58	Nov. 2, 2018	Carolina	Michael Grabner	4-3 W	1:17
Nov. 3, 2002	Nashville	Daniel Briere (2)	2-1 W	4:20	Dec. 14, 2018	at NY Rangers	Derek Stepan	4-3 W	4:28
Dec. 30, 2002	Edmonton	Daymond Langkow	4-3 W	4:31	Dec. 29, 2018	at Anaheim	Nick Schmaltz	5-4 W	0:33
Jan. 1, 2003	at Washington	Tony Amonte	2-1 W	1:20	Jan. 10, 2019	at Vancouver	Richard Panik	4-3 W	4:10
Mar. 20, 2003	Edmonton	Teppo Numminen	3-2 W	2:53	Feb. 21, 2019	at Vancouver	Alex Galchenyuk	3-2 W	1:54

**Note, the NHL changed overtime to a 4-on-4 format beginning with the 1999-2000 season.
The NHL changed OT to a 3-on-3 format beginning with the 2015-16 season.

OVERTIME GOALS AGAINST

RECORDS

DATE	OPPONENT	SCORER	SCORE	TIME	DATE	OPPONENT	SCORER	SCORE	TIME
Nov. 16, 1983	Buffalo	Mike Ramsey	6-5 L	0:17	Mar. 16, 2004	Anaheim	Sergei Fedorov	3-2 L	0:29
Nov. 19, 1983	at Minnesota	Brian Bellows	8-7 L	2:53	Nov. 6, 2005	at Chicago	Brent Seabrook	2-1 L	4:21
Jan. 5, 1984	at Philadelphia	Ilkka Sinisalo	7-6 L	2:32	Feb. 12, 2006	San Jose	Tom Preissing	5-4 L	1:54
Feb. 27, 1984	Edmonton	Dave Hunter	6-5 L	2:10	Dec. 9, 2006	Dallas	Jere Lehtinen	4-3 L	4:55
Mar. 9, 1984	NY Rangers	Mark Osborne	6-5 L	0:43	Feb. 15, 2007	Anaheim	Teemu Selanne	5-4 L	1:53
Mar. 23, 1984	Vancouver	Tony Tanti	4-3 L	3:16	Mar. 18, 2007	at Dallas	Mike Ribeiro	5-4 L	4:19
Nov. 14, 1984	Pittsburgh	Mario Lemieux	4-3 L	3:54	Feb. 2, 2008	at Nashville	Alexander Radulov	3-2 L	4:10
Nov. 3, 1985	St. Louis	Doug Gilmour	4-3 L	3:55	Nov. 22, 2008	at Philadelphia	Mike Richards	4-3 L	1:35
Mar. 20, 1987	at Vancouver	Tony Tanti (2)	6-5 L	1:03	Dec. 16, 2008	at Dallas	Loui Eriksson	2-1 L	3:39
Mar. 31, 1987	at Edmonton	Steve Smith	5-4 L	2:29	Dec. 23, 2008	at Colorado	Brett Clark	5-4 L	1:48
Feb. 21, 1988	Edmonton	Kevin Lowe	4-3 L	3:15	Mar. 10, 2009	at Detroit	Johan Franzen	3-2 L	3:35
Mar. 24, 1988	at Boston	Ray Bourque	4-3 L	0:52	Nov. 19, 2009	at St. Louis	Erik Johnson	3-2 L	0:17
Nov. 11, 1988	Chicago	Wayne Presley	6-5 L	1:59	Oct. 16, 2010	Detroit	Niklas Kronwall	2-1 L	4:44
Mar. 29, 1989	at Los Angeles	Marty McSorley	2-1 L	3:37	Oct. 23, 2010	Carolina	Anton Babchuk	4-3 L	2:52
Nov. 5, 1989	at Chicago	Dave Manson	4-3 L	3:18	Oct. 25, 2010	at Montreal	Andrei Kostitsyn	3-2 L	1:25
Feb. 20, 1990	Buffalo	Mike Hartman	4-3 L	2:06	Nov. 8, 2010	at Detroit	Henrik Zetterberg	3-2 L	1:23
Mar. 12, 1990	at Calgary	Theoren Fleury	5-4 L	1:40	Jan. 2, 2011	at Minnesota	Cam Barker	6-5 L	0:46
Mar. 18, 1990	at Buffalo	Phil Housley	4-3 L	2:03	Jan. 8, 2011	Buffalo	Drew Stafford	2-1 L	3:12
Mar. 18, 1991	at Calgary	Carey Wilson	4-3 L	2:28	Mar. 8, 2011	Vancouver	Dan Hamhuis	4-3 L	2:13
Mar. 28, 1991	at Vancouver	Geoff Courtnall	3-2 L	1:49	Nov. 10, 2011	Montreal	Josh Gorges	3-2 L	1:45
Oct. 8, 1991	Vancouver	Geoff Courtnall (2)	3-2 L	3:32	Dec. 28, 2011	Boston	Dennis Seidenberg	2-1 L	0:58
Nov. 1, 1991	Calgary	Robert Reichel	7-6 L	4:37	Jan. 5, 2012	at Los Angeles	Drew Doughty	1-0 L	0:38
Nov. 14, 1991	at St. Louis	Lee Norwood	2-1 L	2:31	Jan. 30, 2013	vs. Edmonton	Nail Yakupov	2-1 L	3:52
Feb. 17, 1992	at NY Islanders	Tom Fitzgerald	5-4 L	2:55	Mar. 27, 2013	at Minnesota	Mikko Koivu	4-3 L	2:43
Oct. 8, 1992	at San Jose	Kelly Kisio	4-3 L	4:00	Apr. 12, 2013	at Calgary	Mark Giordano	3-2 L	4:36
Dec. 5, 1992	Montreal	Vincent Damphousse	3-2 L	2:18	Oct. 15, 2013	Ottawa	Cory Conacher	4-3 L	2:48
Oct. 10, 1993	at Chicago	Dirk Graham	4-3 L	4:50	Nov. 21, 2013	Colorado	Ryan O'Reilly	4-3 L	4:18
Oct. 29, 1993	Los Angeles	Rob Blake	4-3 L	3:07	Dec. 6, 2013	at Vancouver	Chris Higgins	3-2 L	3:41
Nov. 5, 1993	Ottawa	Bob Kudelski	7-6 L	1:33	Dec. 23, 2013	at Buffalo	Mark Pysyk	2-1 L	3:47
Dec. 18, 1993	at Calgary	Ron Stern	5-4 L	2:32	Dec. 28, 2013	at Anaheim	Saku Koivu	3-2 L	0:51
Jan. 16, 1994	Tampa Bay	Mikael Andersson	3-2 L	0:09	Jan. 26, 2014	at Vancouver	Kevin Bieksa	5-4 L	2:15
Feb. 2, 1995	St. Louis	Brett Hull	5-4 L	3:32	Mar. 24, 2014	at NY Rangers	Ryan McDonagh	4-3 L	1:56
Mar. 28, 1995	at San Jose	Jeff Friesen	6-5 L	4:27	Apr. 8, 2014	at Columbus	Ryan Johansen	4-3 L	3:33
Nov. 21, 1996	at St. Louis	Harry York	4-3 L	0:57	Nov. 18, 2014	Washington	Eric Fehr	2-1 L	3:16
Jan. 9, 1997	Detroit	Igor Larionov	5-4 L	0:58	Nov. 25, 2014	Colorado	Daniel Briere	4-3 L	3:16
Jan. 12, 1997	Buffalo	Jason Dawe	3-2 L	0:10	Mar. 9, 2015	Nashville	James Neal	2-1 L	2:45
Feb. 8, 1997	Dallas	Pat Verbeek	5-4 L	3:50	Oct. 20, 2015	at New Jersey	Adam Larsson	3-2 L	0:43
Oct. 8, 1997	Boston	Ted Donato	3-2 L	2:09	Dec. 12, 2015	Carolina	Victor Rask	5-4 L	0:53
Mar. 6, 1998	Carolina	Jeff O'Neill	5-4 L	2:34	Dec. 26, 2015	Los Angeles	Anze Kopitar	4-3 L	0:36
Jan. 1, 1999	Dallas	Brett Hull (2)	2-1 L	0:37	Jan. 14, 2016	Detroit	Danny DeKeyser	3-2 L	2:08
Jan. 28, 2000	at Washington	Calle Johansson	3-2 L	4:59	Feb. 4, 2016	Chicago	Jonathan Toews	5-4 L	4:31
Mar. 17, 2000	Nashville	Greg Johnson	4-3 L	3:56	Mar. 9, 2016	at Vancouver	Markus Granlund	3-2 L	1:42
Mar. 26, 2000	at Anaheim	Oleg Tverdovsky	4-3 L	3:47	Apr. 7, 2016	at Nashville	Roman Josi	3-2 L	0:20
Apr. 1, 2000	at Edmonton	Tom Poti	4-3 L	3:07	Nov. 16, 2016	at Calgary	Michael Frolik	2-1 L	0:49
Dec. 16, 2000	San Jose	Gary Suter	2-1 L	1:53	Nov. 17, 2016	at Vancouver	Ben Hutton	3-2 L	2:34
Feb. 7, 2001	Carolina	Jeff O'Neill (2)	2-1 L	0:25	Nov. 29, 2016	at San Jose	Brent Burns	2-1 L	0:19
Mar. 29, 2001	at Nashville	David Legwand	4-3 L	0:36	Dec. 8, 2016	Calgary	Dougie Hamilton	2-1 L	1:09
Oct. 24, 2001	Anaheim	Mike Leclerc	3-2 L	1:49	Jan. 6, 2017	at Anaheim	Ondrej Kase	3-2 L	4:24
Nov. 4, 2001	at Carolina	Josef Vasicek	1-0 L	0:52	Feb. 9, 2017	Montreal	Alex Galchenyuk	5-4 L	2:13
Nov. 13, 2001	Edmonton	Ryan Smyth	5-4 L	2:51	Mar. 9, 2017	Ottawa	Erik Karlsson	3-2 L	0:40
Jan. 17, 2002	at Colorado	Ville Nieminen	3-2 L	4:58	Apr. 4, 2017	at Dallas	Julius Honka	3-2 L	3:45
Feb. 28, 2002	at Colorado	Chris Drury	2-1 L	3:15	Oct. 7, 2017	Vegas	James Neal	2-1 L	3:46
Mar. 28, 2002	Anaheim	German Titov	2-1 L	3:58	Nov. 6, 2017	at Washington	John Carlson	3-2 L	4:14
Oct. 28, 2002	at NY Rangers	Petr Nedved	3-2 L	2:20	Nov. 28, 2017	at Edmonton	Ryan Nugent-Hopkins	3-2 L	4:20
Dec. 3, 2002	San Jose	Teemu Selanne	3-2 L	4:17	Dec. 3, 2017	at Vegas	Reilly Smith	3-2 L	3:51
Dec. 26, 2002	at Los Angeles	Brad Chartrand	4-3 L	3:14	Jan. 13, 2018	at San Jose	Marc-Edouard Vlasic	6-5 L	2:42
Jan. 11, 2003	at Nashville	Scott Walker	4-3 L	0:37	Mar. 5, 2018	at Edmonton	Oscar Klefbom	4-3 L	0:50
Mar. 31, 2003	Los Angeles	Steve Kelly	5-4 L	1:42	Apr. 5, 2018	at Vancouver	Daniel Sedin	4-3 L	2:33
Nov. 9, 2003	at Anaheim	Petr Sykora	2-1 L	3:43	Nov. 8, 2018	at Philadelphia	Shayne Gostisbehere	5-4 L	1:01
Dec. 29, 2003	NY Rangers	Tom Poti	3-2 L	1:00	Nov. 21, 2018	Vegas	Max Pacioretty	3-2 L	3:36
Feb. 4, 2004	Florida	Olli Jokinen	5-4 L	3:22	Jan. 18, 2019	Pittsburgh	Phil Kessel	3-2 L	4:10
Feb. 25, 2004	Pittsburgh	Ric Jackman	4-3 L	1:48	Feb. 2, 2019	at San Jose	Brent Burns	3-2 L	3:14
Mar. 2, 2004	at Edmonton	Ryan Smyth	5-4 L	2:26	Mar. 16, 2019	Edmonton	Connor McDavid	3-2 L	0:58

**Note, the NHL changed overtime to a 4-on-4 format beginning with the 1999-2000 season
The NHL changed OT to a 3-on-3 format beginning with the 2015-16 season.

	OVERALL					HOME			ROAD		
	GP	W	L	GF/Shots	GA/Shots	GP	W	L	GP	W	L
2005-06	7	4	3	7/24	7/25	5	2	3	2	2	0
2006-07	7	5	2	8/26	6/29	4	3	1	3	2	1
2007-08	11	5	6	12/39	12/42	7	3	4	4	2	2
2008-09	6	3	3	10/28	11/28	6	3	3	0	0	0
2009-10	20	14	6	34/90	25/89	8	6	2	12	8	4
2010-11	11	5	6	13/39	13/37	6	3	3	5	2	3
2011-12	16	6	10	21/47	21/49	6	2	4	10	4	6
2012-13	10	4	6	8/29	12/29	3	2	1	7	2	5
2013-14	13	6	7	16/49	16/49	6	3	3	7	3	4
2014-15	10	5	5	9/31	9/30	4	2	2	6	3	3
2015-16	2	1	1	2/5	2/6	-	-	-	2	1	1
2016-17	8	6	2	11/28	6/28	5	3	2	3	3	0
2017-18	7	2	5	6/27	10/26	5	2	3	2	0	2
2018-19	7	4	3	8/22	7/22	2	1	1	5	3	2
TOTALS	135	70	65	164/494	158/497	67	35	32	68	35	33

SHOOTOUT RESULTS

DATE	OPPONENT	DECIDING GOAL	GOALTENDERS	GF	GA	ROUNDS	SCORE
Oct. 13, 2005	Nashville	Paul Kariya	David LeNeveu/Chris Mason	0	1	3	5-4 L
Nov. 19, 2005	at San Jose	Geoff Sanderson	Curtis Joseph/Evgeni Nabokov	2	0	4	4-3 W
Jan. 12, 2006	at Buffalo	Geoff Sanderson (2)	Brian Boucher/Martin Biron	1	0	3	2-1 W
Jan. 21, 2006	Edmonton	Ladislav Nagy	Curtis Joseph/Jussi Markkanen	2	1	3	4-3 W
Jan. 29, 2006	Edmonton	Radek Dvorak	Curtis Joseph/Mike Morrison	1	2	6	4-3 L
Feb. 2, 2006	Los Angeles	Steven Reinprecht	Curtis Joseph/Mathieu Garon	1	0	3	2-1 W
Apr. 8, 2006	Dallas	Jussi Jokinen	Curtis Joseph/Johan Hedberg	0	2	3	3-2 L
Nov. 16, 2006	Chicago	Ladislav Nagy (2)	Curtis Joseph/Brian Boucher	2	1	3	3-2 W
Dec. 7, 2006	at Chicago	Shane Doan	Mikael Tellqvist/Nikolai Khabibulin	2	1	6	2-1 W
Dec. 14, 2006	Columbus	Mike Comrie	Mikael Tellqvist/Fredrik Norrena	1	0	3	5-4 W
Dec. 26, 2006	at Los Angeles	Anze Kopitar	Mikael Tellqvist/Barry Brust	0	2	3	4-3 L
Jan. 15, 2007	St. Louis	Ladislav Nagy (3)	Mikael Tellqvist/Manny Legace	2	1	4	5-4 W
Jan. 26, 2007	at Colorado	Ladislav Nagy (4)	Curtis Joseph/Peter Budaj	1	0	3	5-4 W
Mar. 24, 2007	Dallas	Jere Lehtinen	Curtis Joseph/Marty Turco	0	1	7	4-3 L
Nov. 23, 2007	at Anaheim	Shane Doan (2)	Ilya Bryzgalov/Jonas Hiller	2	0	2	4-3 W
Dec. 20, 2007	at San Jose	Peter Mueller	Ilya Bryzgalov/Evgeni Nabokov	1	0	3	3-2 W
Dec. 22, 2007	Vancouver	Taylor Pyatt	Ilya Bryzgalov/Roberto Luongo	1	2	4	2-1 L
Dec. 31, 2007	Colorado	Peter Mueller (2)	Ilya Bryzgalov/Peter Budaj	2	0	2	4-3 W
Jan. 5, 2008	Anaheim	Peter Mueller (3)	Ilya Bryzgalov/J.S. Giguere	1	0	3	3-2 W
Jan. 19, 2008	Chicago	Patrick Kane	Ilya Bryzgalov/Patrick Lalime	0	2	2	2-1 L
Feb. 5, 2008	at Calgary	Jarome Iginla	Ilya Bryzgalov/Miikka Kiprusoff	0	1	3	4-3 L
Feb. 22, 2008	Colorado	Cody McLeod	Mikael Tellqvist/Jose Theodore	2	3	12	3-2 L
Mar. 11, 2008	Anaheim	Radim Vrbata	Ilya Bryzgalov/J.S. Giguere	1	0	3	3-2 W
Mar. 20, 2008	Los Angeles	Patrick O'Sullivan	Mikael Tellqvist/Erik Ernsberg	0	1	4	6-5 L
Apr. 6, 2008	at Anaheim	Ryan Getzlaf	Ilya Bryzgalov/Jonas Hiller	2	3	4	3-2 L
Nov. 18, 2008	Chicago	Jonathan Toews	Ilya Bryzgalov/Nikolai Khabibulin	0	2	2	3-2 L
Dec. 13, 2008	Detroit	Jiri Hudler	Ilya Bryzgalov/Chris Osgood	1	2	4	5-4 L
Jan. 10, 2009	Dallas	Kyle Turris	Ilya Bryzgalov/Marty Turco	3	2	5	1-0 W
Feb. 19, 2009	Atlanta	Daniel Carcillo	Mikael Tellqvist/Kari Lehtonen	2	1	8	4-3 W
Mar. 19, 2009	Anaheim	Bobby Ryan	Ilya Bryzgalov/Jonas Hiller	1	2	5	3-2 L
Apr. 11, 2009	Anaheim	Viktor Tikhonov	Ilya Bryzgalov/J-S Giguere	3	2	4	5-4 W
Oct. 12, 2009	at San Jose	Lauri Korpikoski	Ilya Bryzgalov/Evgeni Nabokov	2	1	3	1-0 W
Oct. 31, 2009	Anaheim	Radim Vrbata (2)	Ilya Bryzgalov/Jonas Hiller	1	0	3	3-2 W
Dec. 10, 2009	at Los Angeles	Justin Williams	Ilya Bryzgalov/Jonathan Quick	3	4	8	3-2 L
Dec. 17, 2009	at Columbus	Robert Lang	Jason LaBarbera/Mathieu Garon	2	1	3	2-1 W
Dec. 28, 2009	at San Jose	Joe Pavelski	Ilya Bryzgalov/Evgeni Nabokov	0	1	3	3-2 L
Dec. 29, 2009	Vancouver	Lauri Korpikoski (2)	Jason LaBarbera/Roberto Luongo	1	0	3	3-2 W
Dec. 31, 2009	San Jose	Ryane Clowe	Ilya Bryzgalov/Thomas Greiss	0	1	6	3-2 L
Jan. 9, 2010	NY Islanders	Matt Moulson	Jason LaBarbera/Dwayne Roloson	2	3	6	5-4 L
Jan. 28, 2010	Calgary	Robert Lang (2)	Ilya Bryzgalov/Miikka Kiprusoff	2	0	2	3-2 W
Feb. 2, 2010	at Nashville	Adrian Aucoin	Ilya Bryzgalov/Pekka Rinne	2	1	10	1-0 W
Feb. 5, 2010	at Chicago	Adrian Aucoin (2)	Jason LaBarbera/Cristobal Huet	2	1	3	2-1 W
Mar. 10, 2010	Vancouver	Adrian Aucoin (3)	Ilya Bryzgalov/Andrew Raycroft	4	3	6	4-3 W
Mar. 14, 2010	at Atlanta	Adrian Aucoin (4)	Jason LaBarbera/Ondrej Pavelec	2	1	4	3-2 W
Mar. 18, 2010	at Florida	Radim Vrbata (3)	Ilya Bryzgalov/Tomas Vokoun	2	1	3	4-3 W
Mar. 20, 2010	Chicago	Radim Vrbata (4)	Ilya Bryzgalov/Antti Niemi	1	0	3	5-4 W
Mar. 21, 2010	at Dallas	Adrian Aucoin (5)	Jason LaBarbera/Marty Turco	2	1	4	3-2 W
Mar. 25, 2010	at Nashville	David Legwand	Ilya Bryzgalov/Pekka Rinne	1	2	3	4-3 L
Apr. 3, 2010	Edmonton	Matthew Lombardi	Ilya Bryzgalov/Jeff Deslauriers	1	0	8	3-2 W
Apr. 8, 2010	at Los Angeles	Adrian Aucoin (6)	Jason LaBarbera/Jonathan Quick	2	1	4	3-2 W
Apr. 10, 2010	at San Jose	Logan Couture	Ilya Bryzgalov/Evgeni Nabokov	2	3	5	3-2 L
Nov. 6, 2010	Pittsburgh	Mark Letestu	Ilya Bryzgalov/Brent Johnson	0	1	6	4-3 L
Nov. 19, 2010	at Edmonton	Eric Belanger	Ilya Bryzgalov/Devan Dubnyk	3	2	10	4-3 W
Dec. 4, 2010	Florida	Michael Frolik	Ilya Bryzgalov/Scott Clemmensen	2	3	10	2-1 L
Dec. 16, 2010	at N.Y. Rangers	Erik Christensen	Jason LaBarbera/Martin Biron	0	1	6	4-3 L
Dec. 18, 2010	at N.Y. Islanders	Radim Vrbata (5)	Jason LaBarbera/Nathan Lawson	3	1	5	4-3 W
Feb. 12, 2011	Chicago	Radim Vrbata (6)	Ilya Bryzgalov/Corey Crawford	1	0	6	3-2 W
Feb. 27, 2011	at Chicago	Jonathan Toews	Ilya Bryzgalov/Corey Crawford	0	1	6	4-3 L
Mar. 5, 2011	Detroit	Radim Vrbata (7)	Ilya Bryzgalov/Jimmy Howard	1	0	6	5-4 W
Mar. 29, 2011	Dallas	Ray Whitney	Ilya Bryzgalov/Kari Lehtonen	2	1	10	2-1 W
Apr. 1, 2011	Colorado	Ryan O'Reilly	Ilya Bryzgalov/Peter Budaj	0	1	5	4-3 L
Apr. 6, 2011	at Los Angeles	Jarret Stoll	Ilya Bryzgalov/Jonathan Quick	1	2	6	3-2 L
Oct. 10, 2011	at Dallas	Mike Ribeiro	Mike Smith/Kari Lehtonen	1	2	6	2-1 L
Oct. 25, 2011	Dallas	Trevor Daley	Mike Smith/Kari Lehtonen	1	2	16	2-1 L
Nov. 15, 2011	at Toronto	Patrick O'Sullivan	Mike Smith/Ben Scrivens	2	0	4	3-2 W
Dec. 5, 2011	at Chicago	Oliver Ekman-Larsson	Mike Smith/Ray Emery	2	0	4	4-3 W

DATE	OPPONENT	DECIDING GOAL	GOALTENDERS	GF	GA	ROUNDS	SCORE
Jan. 10, 2012	at N.Y. Rangers	Derek Stepan	Mike Smith/Henrik Lundqvist	1	2	12	2-1 L
Jan. 12, 2012	at Detroit	Henrik Zetterberg	Mike Smith/Jimmy Howard	1	2	8	3-2 L
Jan. 19, 2012	Detroit	Todd Bertuzzi	Mike Smith/Jimmy Howard	0	1	6	3-2 L
Feb. 13, 2012	at Vancouver	Ryan Kesler	Jason LaBarbera/Roberto Luongo	3	4	12	1-2 L
Feb. 21, 2012	Los Angeles	Mikkel Boedker	Mike Smith/Jonathan Quick	1	2	6	5-4 W
Feb. 23, 2012	at Calgary	Ray Whitney (2)	Mike Smith/Miikka Kiprusoff	1	0	5	4-3 W
Feb. 28, 2012	Vancouver	Ray Whitney (3)	Mike Smith/Cory Schneider	2	0	5	2-1 W
Mar. 8, 2012	Minnesota	Dany Heatley	Jason LaBarbera/Matt Hackett	2	3	10	3-2 L
Mar. 12, 2012	Nashville	Andrei Kostitsyn	Mike Smith/Pekka Rinne	0	1	5	5-4 L
Mar. 18, 2012	at Edmonton	Ray Whitney (4)	Mike Smith/Devan Dubnyk	2	1	5	3-2 W
Mar. 20, 2012	at Dallas	Mike Ribeiro	Mike Smith/Kari Lehtonen	0	1	6	4-3 L
Mar. 24, 2012	at San Jose	Michal Handzus	Mike Smith/Antti Niemi	0	2	4	4-3 L
Feb. 1, 2013	at Dallas	Jaromir Jagr	Mike Smith/ Kari Lehtonen	1	2	8	4-3 L
Feb. 9, 2013	at San Jose	Mikkel Boedker	Mike Smith/ Antti Niemi	2	0	4	1-0 W
Feb. 23, 2013	at Edmonton	Sam Gagner	Mike Smith/ Nikolai Khabibulin	0	2	4	3-2 L
Mar. 2, 2013	Anaheim	Steve Sullivan	Mike Smith/ Viktor Fasth	1	0	6	5-4 W
Mar. 4, 2013	Anaheim	Oliver Ekman-Larsson	Mike Smith/ Jonas Hiller	2	1	10	5-4 W
Mar. 16, 2013	at Columbus	Artem Anisimov	Mike Smith/ Sergei Bobrovsky	0	2	4	1-0 L
Mar. 30, 2013	at San Jose	Logan Couture	Jason LaBarbera/ Antti Niemi	0	1	6	3-2 L
Apr. 18, 2013	at St. Louis	Andy McDonald	Chad Johnson/ Brian Elliott	0	1	6	2-1 L
Apr. 20, 2013	at Chicago	David Schlemko	Mike Smith/ Corey Crawford	2	1	6	3-2 W
Apr. 26, 2013	Anaheim	Matt Duchene	Mike Smith/ Semyon Varlamov	0	2	4	5-4 L
Oct. 18, 2013	at Anaheim	Jakob Silfverberg	Mike Smith/ Jonas Hiller	3	4	6	3-2 L
Oct. 31, 2013	Nashville	Mikkel Boedker	Thomas Greiss/ Carter Hutton	1	0	5	5-4 W
Nov. 2, 2013	at San Jose	Antoine Vermette	Mike Smith/ Antti Niemi	2	1	5	3-2 W
Nov. 5, 2013	Vancouver	Antoine Vermette	Mike Smith/ Roberto Luongo	2	1	6	3-2 W
Nov. 9, 2013	Washington	Antoine Vermette	Mike Smith/ Michal Neuvirth	2	0	2	4-3 W
Nov. 14, 2013	at Chicago	Brandon Pirri	Mike Smith/ Corey Crawford	1	2	4	5-4 L
Dec. 19, 2013	at Toronto	Joffrey Lupul	Mike Smith/ James Reimer	1	2	3	2-1 L
Dec. 27, 2013	San Jose	Patrick Marleau	Mike Smith/ Antti Niemi	1	2	3	4-3 L
Feb. 27, 2014	at Winnipeg	Olli Jokinen	Mike Smith/ Ondrej Pavelec	1	2	4	3-2 L
Mar. 10, 2014	at Tampa Bay	Radim Vrbata	Mike Smith/ Ben Bishop	1	0	3	4-3 W
Mar. 27, 2014	at New Jersey	Mikkel Boedker	Thomas Greiss/ Martin Brodeur	1	0	3	3-2 W
Apr. 1, 2014	Winnipeg	Andrew Ladd	Thomas Greiss/ Ondrej Pavelec	0	1	3	2-1 L
Apr. 4, 2014	Edmonton	Sam Gagner	Thomas Greiss/ Ben Scrivens	0	1	4	3-2 L
Oct. 21, 2014	at Nashville	Ryan Ellis	Devan Dubnyk/ Pekka Rinne	1	2	4	4-3 L
Nov. 7, 2014	at Anaheim	Mikkel Boedker	Mike Smith/ Frederik Andersen	2	1	3	3-2 W
Nov. 22, 2014	at San Jose	Antoine Vermette	Devan Dubnyk/ Antti Niemi	1	0	3	4-3 W
Dec. 13, 2014	Minnesota	Mikko Koivu	Devan Dubnyk/ Niklas Backstrom	1	2	3	4-3 L
Dec. 27, 2014	Anaheim	Shane Doan	Devan Dubnyk/ Frederik Andersen	1	0	4	2-1 W
Jan. 18, 2015	at Winnipeg	Bryan Little	Mike Smith/ Ondrej Pavelec	0	1	3	4-3 L
Jan. 27, 2015	at Philadelphia	Wayne Simmonds	Mike Smith/ Steve Mason	0	1	3	4-3 L
Feb. 5, 2015	Carolina	Elias Lindholm	Mike Smith/ Cam Ward	0	1	3	2-1 L
Feb. 9, 2015	at Chicago	Antoine Vermette	Mike Smith/ Antti Raanta	2	1	3	3-2 W
Mar. 5, 2015	Vancouver	Sam Gagner	Mike Smith/ Eddie Lack	1	0	3	3-2 W
Jan. 2, 2016	at Edmonton	Ryan Nugent-Hopkins	Louis Domingue/Cam Talbot	1	2	3	4-3 L
Jan. 25, 2016	at Minnesota	Anthony Duclair	Louis Domingue/Devan Dubnyk	1	0	3	2-1 W
Nov. 3, 2016	Nashville	Anthony Duclair	Louis Domingue/Pekka Rinne	2	0	2	3-2 W
Nov. 25, 2016	Edmonton	Oliver Ekman-Larsson	Mike Smith/ Cam Talbot	2	1	3	3-2 W
Dec. 3, 2016	Columbus	Cam Atkinson	Mike Smith/Curtis McElhinney	0	2	2	3-2 L
Dec. 15, 2016	at Toronto	Peter Holland	Mike Smith/Frederik Andersen	1	0	3	3-2 W
Jan. 7, 2017	N.Y. Islanders	Anthony Duclair	Louis Domingue/Thomas Greiss	2	0	2	2-1 W
Feb. 4, 2017	at San Jose	Radim Vrbata	Mike Smith/Martin Jones	2	1	3	3-2 W
Mar. 14, 2017	at Los Angeles	Anthony DeAngelo	Louis Domingue/Ben Bishop	2	1	11	3-2 W
Mar. 16, 2017	Detroit	Gustav Nyquist	Mike Smith/Petr Mrazek	1	0	3	5-4 L
Nov. 4, 2017	Carolina	Derek Stepan	Antti Raanta/Scott Darling	2	1	3	2-1 W
Nov. 9, 2017	at St. Louis	Brayden Schenn	Antti Raanta/Carter Hutton	0	2	3	3-2 L
Jan. 6, 2018	NY Rangers	Mika Zibanejad	Antti Raanta/Henrik Lundqvist	0	1	3	2-1 L
Jan. 16, 2018	San Jose	Joe Pavelski	Antti Raanta/Aaron Dell	0	1	3	3-2 L
Jan. 18, 2018	at Nashville	Craig Smith	Antti Raanta/Pekka Rinne	1	2	4	3-2 L
Feb. 10, 2018	Philadelphia	Nolan Patrick	Antti Raanta/Brian Elliott & Michal Neuvirth	1	2	7	4-3 L
Mar. 13, 2018	Los Angeles	Alex Goligoski	Adin Hill/Jack Campbell	2	1	5	4-3 W
Oct. 10, 2018	at Anaheim	Nick Cousins	Antti Raanta/John Gibson	1	0	3	3-2 W
Dec. 23, 2018	at San Jose	Alex Galchenyuk	Darcy Kuemper/Aaron Dell	1	0	3	4-3 W
Jan. 4, 2019	New Jersey	Kyle Palmieri	Darcy Kuemper/Keith Kinkaid	0	2	3	3-2 L
Feb. 19, 2019	at Edmonton	Vinnie Hinostroza	Darcy Kuemper/Mikko Koskinen	2	1	4	3-2 W
Feb. 26, 2019	Florida	Alex Galchenyuk	Darcy Kuemper/Roberto Luongo	3	1	3	4-3 W
Mar. 23, 2019	at New Jersey	Pavel Zacha	Darcy Kuemper/MacKenzie Blackwood	1	2	6	2-1 L
Mar. 29, 2019	at Colorado	Nathan MacKinnon	Darcy Kuemper/Philipp Grubauer	0	1	3	3-2 L

POWER PLAY				
	OPP	GF	PCT	RANK
1979-80	336	63	18.8	16/21
1980-81	345	60	17.4	21/21
1981-82	328	74	22.6	11/21
1982-83	317	71	22.4	10/21
1983-84	374	80	21.4	13/21
1984-85	315	75	23.8	5/21
1985-86	356	72	20.2	17/21
1986-87	400	52	17.3	19/21
1987-88	432	110	25.5	2/21
1988-89	357	79	22.1	5/21
1989-90	347	65	18.7	17/21
1990-91	381	74	19.4	11/21
1991-92	435	91	20.9	7/22
1992-93	467	98	21.0	8/24
1993-94	423	82	19.4	11/26
1994-95	219	42	19.2	9/26
1995-96	417	82	19.7	6/26
1996-97	359	65	18.1	6/26
1997-98	384	57	14.8	14/26
1998-99	342	41	12.0	26/27
1999-00	310	37	11.9	27/28
2000-01	343	57	16.6	14/30
2001-02	340	53	15.6	14/30
2002-03	385	55	14.3	21/30
2003-04	358	51	14.2	26/30
2005-06	541	96	17.7	19/30
2006-07	400	66	16.5	22/30
2007-08	339	63	18.6	11/30
2008-09	344	50	14.5	28/30
2009-10	314	46	14.6	28/30
2010-11	289	46	15.9	23/30
2011-12	251	34	13.6	29/30
2012-13	169	25	14.8	25/30
2013-14	282	56	19.9	4/30
2014-15	230	46	20.0	7/30
2015-16	300	53	17.7	20/30
2016-17	235	38	16.2	26/30
2017-18	243	41	16.9	26/31
2018-19	258	42	16.3	26/31

PENALTY KILLING				
	TS	GA	PCT	RANK
1979-80	275	63	77.1	13/21
1980-81	261	67	74.3	18/21
1981-82	249	61	75.5	16/21
1982-83	294	78	73.5	17/21
1983-84	341	86	74.8	19/21
1984-85	319	70	78.1	11/21
1985-86	335	83	75.2	18/21
1986-87	324	53	83.6	1/21
1987-88	444	94	78.8	13/21
1988-89	374	82	78.1	14/21
1989-90	333	57	82.9	3/21
1990-91	351	57	83.8	3/21
1991-92	428	68	84.1	3/22
1992-93	438	80	81.7	11/24
1993-94	445	91	79.6	23/26
1994-95	235	40	83.0	13/26
1995-96	430	88	79.5	23/26
1996-97	334	47	85.9	5/26
1997-98	408	66	83.8	21/26
1998-99	348	45	87.1	5/27
1999-00	306	43	85.9	9/28
2000-01	432	64	85.2	8/30
2001-02	356	60	83.1	21/30
2002-03	412	77	81.3	27/30
2003-04	398	71	82.2	23/30
2005-06	513	98	80.9	22/30
2006-07	425	92	78.4	29/30
2007-08	332	64	80.7	24/30
2008-09	293	68	76.8	28/30
2009-10	317	49	84.5	6/30
2010-11	296	64	78.4	26/30
2011-12	249	36	85.5	8/30
2012-13	169	34	79.9	22/30
2013-14	272	57	79.0	26/30
2014-15	279	65	76.7	29/30
2015-16	304	69	77.3	28/30
2016-17	260	59	77.3	27/30
2017-18	225	46	79.6	19/31
2018-19	226	34	85.0	1/31

PENALTY MINUTES			
	MINS	AVG	RANK
1979-80	1251	15.6	8/21
1980-81	1191	14.9	1/21
1981-82	1314	16.4	18/21
1982-83	1089	13.6	3/21
1983-84	1579	19.7	15/21
1984-85	1540	19.3	14/21
1985-86	1774	22.2	13/21
1986-87	1537	19.2	2/21
1987-88	2278	28.5	16/21
1988-89	1843	23.0	8/21
1989-90	1629	20.4	4/21
1990-91	1675	20.9	3/21
1991-92	1907	23.8	13/22
1992-93	1851	22.0	13/24
1993-94	2143	25.5	26/26
1994-95	1141	23.8	24/26
1995-96	1622	19.8	13/26
1996-97	1582	19.3	15/26
1997-98	1602	19.5	15/26
1998-99	1412	17.2	20/27
1999-00	940	11.5	7/28
2000-01	1337	16.3	21/30
2001-02	1154	14.1	10/30
2002-03	1433	17.5	28/30
2003-04	1300	15.9	23/30
2005-06	1493	18.4	27/30
2006-07	1417	17.6	29/30
2007-08	1175	14.3	24/30
2008-09	1092	13.3	11/30
2009-10	905	11.3	5/30
2010-11	863	10.5	9/30
2011-12	757	9.2	3/30
2012-13	504	10.5	7/30
2013-14	810	9.9	8/30
2014-15	776	9.5	15/30
2015-16	1009	12.3	29/30
2016-17	809	9.9	19/30
2017-18	642	7.8	8/31
2018-19	579	7.1	4/31

SHORTHANDED		
	GF	GA
1979-80	4	10
1980-81	8	15
1981-82	4	11
1982-83	10	7
1983-84	13	18
1984-85	12	17
1985-86	13	14
1986-87	6	9
1987-88	11	17
1988-89	15	13
1989-90	14	7
1990-91	8	12
1991-92	7	6
1992-93	3	14
1993-94	13	17
1994-95	7	6
1995-96	10	12
1996-97	9	14
1997-98	10	6
1998-99	8	5
1999-00	14	7
2000-01	9	6
2001-02	8	6
2002-03	4	11
2003-04	9	8
2005-06	9	11
2006-07	5	13
2007-08	11	12
2008-09	5	4
2009-10	3	7
2010-11	5	6
2011-12	6	6
2012-13	2	2
2013-14	3	5
2014-15	4	7
2015-16	4	14
2016-17	8	7
2017-18	2	10
2018-19	16	9

PENALTY SHOTS FOR 10 Goals, 49 Chances

DATE	OPPONENT	PLAYER	GOALTENDER	RESULT
Oct. 19, 1979	Minnesota	Peter Sullivan	Gary Edwards	Failed
Jan. 1, 1985	Calgary	Bengt Lundholm	Reggie Lemelin	Failed
Oct. 13, 1985	Quebec	Doug Smail	Richard Sevigny	Failed
Dec. 11, 1988	at Vancouver	Brent Ashton	Kirk McLean	Scored
Dec. 17, 1988	at Washington	Dale Hawerchuk	Clint Malarchuk	Failed
Oct. 10, 1989	at Pittsburgh	Doug Smail	Tom Barrasso	Failed
Nov. 27, 1991	NY Rangers	Troy Murray	Mike Richter	Failed
Dec. 19, 1992	at St. Louis	Phil Housley	Curtis Joseph	Failed
Feb. 23, 1993	at Ottawa	Stu Barnes	Peter Sidorkiewicz	Failed
Mar. 9, 1993	at Tampa Bay	Teemu Selanne	Wendell Young	Scored
Feb. 6, 1995	at Calgary	Teemu Selanne	Trevor Kidd	Failed
Nov. 18, 1996	Detroit	Mike Hudson	Chris Osgood	Failed
Jan. 24, 1998	Edmonton	Keith Tkachuk	Bob Essensa	Failed
Mar. 25, 1999	Washington	Robert Reichel	Rick Tabaracci	Failed
Dec. 2, 1999	Tampa Bay	Jeremy Roenick	Dan Cloutier	Scored
Jan. 12, 2000	Pittsburgh	Keith Tkachuk	J-Sebastien Aubin	Scored
Mar. 17, 2000	Nashville	Jeremy Roenick	Tomas Vokoun	Scored
Feb. 28, 2001	at Columbus	Jeremy Roenick	Marc Denis	Failed
Mar. 30, 2002	Colorado	Krystofer Kolanos	Patrick Roy	Scored
Apr. 9, 2002	at Calgary	Michal Handzus	Roman Turek	Failed
Mar. 14, 2003	Chicago	Mike Johnson	Jocelyn Thibault	Failed
Mar. 14, 2004	at Colorado	Mike Comrie	Tommy Salo	Failed
Apr. 3, 2004	Chicago	Ivan Novoseltsev	Adam Munro	Failed
Oct. 8, 2005	Minnesota	Ladislav Nagy	Dwayne Roloson	Scored
Oct. 17, 2005	at Calgary	Oleg Saprykin	Miikka Kiprusoff	Failed

DATE	OPPONENT	PLAYER	GOALTENDER	RESULT
Nov. 25, 2005	at Dallas	Mike Comrie	Marty Turco	Failed
Nov. 26, 2005	Vancouver	Shane Doan	Alexander Auld	Failed
Dec. 29, 2005	Los Angeles	Ladislav Nagy	Jason LaBarbera	Failed
Mar. 18, 2007	Dallas	Shane Doan	Marty Turco	Failed
Dec. 29, 2007	Detroit	Radim Vrbata	Chris Osgood	Scored
Jan. 10, 2008	at Edmonton	Shane Doan	Mathieu Garon	Failed
Feb. 10, 2008	Nashville	Keith Yandle	Dan Ellis	Failed
Nov. 14, 2009	Dallas	Shane Doan	Marty Turco	Failed
Mar. 20, 2010	Chicago	Matthew Lombardi	Antti Niemi	Failed
Feb. 19, 2011	at Nashville	Shane Doan	Pekka Rinne	Failed
Nov. 21, 2011	at Washington	Lauri Korpikoski	Tomas Vokoun	Scored
Mar. 10, 2012	San Jose	Ray Whitney	Antti Niemi	Failed
Mar. 18, 2012	at Edmonton	Keith Yandle	Devan Dubnyk	Failed
Mar. 25, 2013	Detroit	Lauri Korpikoski	Jonas Gustavsson	Failed
Feb. 7, 2015	Detroit	Dan Cloutier	Petr Mrizek	Failed
Feb. 14, 2015	NY Rangers	Tobias Rieder	Cam Talbot	Failed
Jan. 9, 2016	Nashville	Anthony Duclair	Carter Hutton	Failed
Mar. 5, 2016	Florida	Anthony Duclair	Al Montoya	Failed
Mar. 24, 2016	Dallas	Brad Richardson	Kari Lehtonen	Failed
Dec. 10, 2016	Nashville	Shane Doan	Pekka Rinne	Failed
Dec. 27, 2016	Dallas	Radim Vrbata	Kari Lehtonen	Scored
Apr. 6, 2017	Vancouver	Max Domi	Ryan Miller	Failed
Dec. 6, 2018	Washington	Richard Panik	Pheonix Copley	Failed
Mar. 7, 2019	Calgary	Vinnie Hinostroza	Mike Smith	Failed

PENALTY SHOTS AGAINST 23 Goals, 43 Chances

DATE	OPPONENT	PLAYER	GOALTENDER	RESULT
Dec. 14, 1980	NY Islanders	Anders Kallur	Pierre Hamel	Failed
Feb. 6, 1981	at Edmonton	Wayne Gretzky	Pierre Hamel	Failed
Dec. 19, 1983	at Calgary	Doug Risebrough	Doug Soetaert	Scored
Feb. 23, 1985	at Montreal	Chris Nilan	Brian Hayward	Scored
Oct. 16, 1985	at Detroit	Gerard Gallant	Brian Hayward	Scored
Dec. 28, 1986	Minnesota	Kent Nilsson	Eldon Reddick	Failed
Oct. 25, 1987	Los Angeles	Luc Robitaille	Eldon Reddick	Scored
Mar. 10, 1988	at Calgary	Hakan Loob	Daniel Berthiaume	Failed
Nov. 29, 1988	NY Rangers	Guy Lafleur	Eldon Reddick	Failed
Jan. 31, 1989	at St. Louis	Doug Evans	Daniel Berthiaume	Scored
Feb. 13, 1989	at Detroit	Steve Yzerman	Bob Essensa	Scored
Feb. 28, 1992	at Vancouver	Pavel Bure	Rick Tabaracci	Scored
Feb. 1, 1993	at Ottawa	Laurie Boschman	Mike O'Neill	Scored
Oct. 31, 1993	Calgary	Paul Ranheim	Bob Essensa	Scored
Nov. 3, 1993	St. Louis	Philippe Bozon	Bob Essensa	Failed
Mar. 29, 1994	at San Jose	Sergei Makarov	Tim Cheveldae	Scored
Mar. 22, 1995	at Detroit	Bob Errey	Nikolai Khabibulin	Failed
Apr. 8, 1995	at Toronto	Dave Andreychuk	Tim Cheveldae	Failed
Feb. 1, 1996	at Colorado	Peter Forsberg	Tim Cheveldae	Failed
Feb. 26, 1996	Los Angeles	Kevin Stevens	Nikolai Khabibulin	Failed
Dec. 3, 1997	at Tampa Bay	Dino Ciccarelli	Nikolai Khabibulin	Failed
Jan. 26, 1998	Vancouver	Pavel Bure	Nikolai Khabibulin	Scored
Jan. 10, 2000	at NY Islanders	Brad Isbister	Sean Burke	Scored
Oct. 27, 2001	Colorado	Greg de Vries	Sean Burke	Failed
Jan. 27, 2004	Calgary	Shean Donovan	Sean Burke	Scored
Feb. 2, 2004	Columbus	David Vyborny	Brian Boucher	Scored
Oct. 8, 2005	Minnesota	Alexandre Daigle	Curtis Joseph	Failed
Nov. 10, 2005	Calgary	Jarome Iginla	Curtis Joseph	Scored
Mar. 4, 2006	Detroit	Nicklas Lidstrom	Philippe Sauve	Failed
Mar. 7, 2006	at Detroit	Mark Mowers	Curtis Joseph	Failed
Oct. 24, 2006	at Calgary	Daymond Langkow	Curtis Joseph	Failed
Nov. 3, 2006	at Anaheim	Andy McDonald	Curtis Joseph	Scored

DATE	OPPONENT	PLAYER	GOALTENDER	RESULT
Feb. 19, 2007	at Nashville	Jean-Pierre Dumont	Curtis Joseph	Scored
Mar. 8, 2007	Vancouver	Daniel Sedin	Curtis Joseph	Failed
Oct. 30, 2007	at St. Louis	Lee Stempniak	Mikael Tellqvist	Failed
Nov. 12, 2007	at San Jose	Joe Pavelski	Mikael Tellqvist	Failed
Jan. 19, 2008	Chicago	Rene Bourque	Ilya Bryzgalov	Failed
Dec. 19, 2009	at Anaheim	Todd Marchant	Ilya Bryzgalov	Failed
Jan. 7, 2010	at Vancouver	Mason Raymond	Ilya Bryzgalov	Failed
Dec. 26, 2010	at Dallas	Loui Eriksson	Jason LaBarbera	Failed
Feb. 25, 2011	at Columbus	RJ Umberger	Ilya Bryzgalov	Failed
Mar. 8, 2011	Vancouver	Alex Burrows	Ilya Bryzgalov	Failed
Mar. 17, 2011	at Edmonton	Andrew Cogliano	Ilya Bryzgalov	Failed
Oct. 15, 2011	vs. Winnipeg	Nik Antropov	Mike Smith	Failed
Dec. 31, 2011	at Minnesota	Matt Cullen	Curtis McElhinney	Scored
Jan. 10, 2012	at N.Y. Rangers	Marian Gaborik	Mike Smith	Failed
Mar. 6, 2013	at Anaheim	Andrew Cogliano	Jason LaBarbera	Failed
Oct. 11, 2013	at Philadelphia	Adam Hall	Thomas Greiss	Failed
Nov. 23, 2013	Anaheim	Emerson Etem	Mike Smith	Failed
Dec. 12, 2015	Carolina	Jeff Skinner	Anders Lindback	Failed
Dec. 22, 2015	Toronto	Michael Grabner	Louis Domingue	Failed
Jan. 18, 2016	Buffalo	Evander Kane	Louis Domingue	Failed
Feb. 23, 2016	at Tampa Bay	Cedric Paquette	Louis Domingue	Scored
Nov. 17, 2016	at Vancouver	Ben Hutton	Louis Domingue	Scored
Jan. 4, 2017	at Vancouver	Brandon Sutter	Mike Smith	Scored
Mar. 11, 2017	New Jersey	Taylor Hall	Mike Smith	Failed
Oct. 21, 2017	Chicago	Tommy Wingels	Louis Domingue	Failed
Oct. 28, 2017	at New Jersey	Brian Gibbons	Louis Domingue	Scored
Nov. 4, 2017	Carolina	Jeff Skinner	Antti Raanta	Failed
Nov. 25, 2018	Calgary	Elias Lindholm	Antti Raanta	Failed
Dec. 6, 2018	Washington	Jakub Vrana	Adin Hill	Failed
Feb. 12, 2019	at Vegas	Reilly Smith	Darcy Kuemper	Failed
Mar. 11, 2019	at Chicago	Jonathan Toews	Calvin Pickard	Scored

DATE	OPPONENT	RESULT	PLAYER	G	DATE	OPPONENT	RESULT	PLAYER	G
Dec. 15, 1979	Montreal	6-2 W	Willy Lindstrom	3	Feb. 11, 1995	at St. Louis	3-2 W	Alexei Zhamnov	3
Mar. 26, 1980	Hartford	7-0 W	Dave Christian	3	Mar. 28, 1995	at San Jose	6-5 L	Nelson Emerson	3
Oct. 17, 1980	Chicago	6-2 W	Morris Lukowich	3	Apr. 1, 1995	at Los Angeles	7-7 T	Alexei Zhamnov	5
Nov. 2, 1980	Washington	4-4 T	Norm Dupont	3	Oct. 7, 1995	Dallas	7-5 W	Igor Korolev	3
Feb. 12, 1981	at NY Rangers	8-6 L	Dave Christian	3	Dec. 12, 1995	Montreal	6-5 L	Eddie Olczyk	3
Oct. 25, 1981	Los Angeles	9-4 W	Dale Hawerchuk	3	Dec. 15, 1995	Edmonton	9-4 W	Teemu Selanne	4
Mar. 2, 1982	at Philadelphia	7-6 W	Willy Lindstrom	5	Feb. 1, 1996	at Colorado	6-4 L	Alexei Zhamnov	3
Mar. 13, 1982	at Toronto	10-2 W	Dale Hawerchuk	3	Mar. 26, 1996	at Dallas	8-2 W	Keith Tkachuk	4
Oct. 24, 1982	Edmonton	9-5 W	Dale Hawerchuk	3	Oct. 7, 1996	at Boston	5-2 W	Mike Gartner	3
Feb. 4, 1983	Pittsburgh	6-4 W	Dale Hawerchuk	3	Nov. 28, 1996	New Jersey	4-3 W	Keith Tkachuk	3
Feb. 25, 1983	Hartford	5-3 W	Dale Hawerchuk	3	Feb. 18, 1997	Los Angeles	6-1 W	Jim McKenzie	3
Mar. 23, 1983	Edmonton	7-4 W	Lucien DeBlois	3	Mar. 20, 1997	at Chicago	4-2 W	Keith Tkachuk	4
Mar. 30, 1983	Los Angeles	10-5 W	Ron Wilson	4	Dec. 1, 1997	at Florida	3-2 W	Keith Tkachuk	3
Apr. 3, 1983	Detroit	8-3 W	Thomas Steen	3	Dec. 26, 1997	at San Jose	4-0 W	Keith Tkachuk	3
Oct. 5, 1983	Detroit	6-6 T	Scott Arniel	3	Apr. 3, 1998	Anaheim	6-3 W	Keith Tkachuk	3
Dec. 14, 1983	at Toronto	8-4 W	Dale Hawerchuk	3	Mar. 7, 1999	Nashville	4-3 W	Keith Tkachuk	3
Jan. 18, 1984	at Pittsburgh	5-4 W	Paul MacLean	3	Nov. 25, 1999	New Jersey	4-2 W	Jeremy Roenick	3
Mar. 6, 1984	at Los Angeles	7-3 W	Paul MacLean	3	Nov. 26, 1999	Colorado	7-0 W	Jeremy Roenick	3
Nov. 24, 1984	at Los Angeles	9-5 W	Laurie Boschman	3	Dec. 20, 2000	Calgary	4-2 W	Keith Tkachuk	3
Dec. 14, 1984	Toronto	6-4 W	Dale Hawerchuk	3	Feb. 23, 2001	at Buffalo	7-3 W	Jeremy Roenick	3
Jan. 4, 1985	at Edmonton	7-4 L	Dale Hawerchuk	3	Oct. 13, 2001	Washington	5-2 W	Daymond Langkow	3
Jan. 21, 1985	Pittsburgh	7-6 W	Dale Hawerchuk	3	Jan. 24, 2003	at Edmonton	5-1 W	Daymond Langkow	3
Oct. 23, 1985	Edmonton	9-3 W	Perry Turnbull	3	Nov. 27, 2003	Los Angeles	6-4 W	Ladislav Nagy	3
Mar. 19, 1986	Montreal	6-4 W	Brian Mullen	3	Dec. 3, 2005	Carolina	8-4 W	Ladislav Nagy	3
Mar. 31, 1986	at Los Angeles	5-2 W	Ray Neufeld	3	Apr. 1, 2006	at San Jose	4-3 W	Steven Reinprecht	3
Nov. 2, 1986	at NY Rangers	5-4 W	Paul MacLean	3	Dec. 30, 2006	San Jose	8-0 W	Jeremy Roenick	3
Nov. 9, 1986	New Jersey	8-1 W	Thomas Steen	3	Oct. 11, 2007	at Nashville	6-3 W	Fredrik Sjostrom	3
Nov. 13, 1986	at Los Angeles	6-5 W	Paul MacLean	3	Nov. 7, 2007	at Anaheim	6-5 W	Peter Mueller	3
Feb. 20, 1987	Boston	6-2 W	Doug Smail	3	Jan. 2, 2008	at Colorado	5-2 W	Steven Reinprecht	3
Mar. 25, 1987	Calgary	10-1 W	Doug Smail	3	Jan. 24, 2008	vs. Nashville	4-3 W (OT)	Radim Vrbata	3
Nov. 1, 1987	Vancouver	7-3 W	Ray Neufeld	3	Feb. 5, 2008	at Calgary	4-3 L (SO)	Peter Mueller	3
Nov. 25, 1987	at Detroit	10-8 L	Paul MacLean	3	Apr. 4, 2008	at Dallas	4-2 W	Daniel Carcillo	3
Dec. 28, 1987	at Los Angeles	5-2 W	Ray Neufeld	3	Dec. 4, 2008	Toronto	6-3 W	Martin Hanzal	3
Feb. 3, 1988	Calgary	9-0 W	Laurie Boschman	3	Feb. 21, 2009	at Los Angeles	6-3 W	Olli Jokinen	3
Feb. 6, 1988	at Minnesota	8-8 T	Dale Hawerchuk	3	Jan. 21, 2010	Nashville	4-2 W	Scottie Upshall	3
Mar. 5, 1988	at Toronto	10-1 W	Paul MacLean	3	Oct. 21, 2010	Los Angeles	4-2 W	Lee Stempniak	3
Mar. 9, 1988	Calgary	6-6 T	Paul MacLean	4	Nov. 3, 2010	Nashville	4-3 W	Ed Jovanovski	3
Nov. 8, 1988	at Quebec	8-4 W	Dale Hawerchuk	3	Nov. 12, 2010	Calgary	5-4 W	Vernon Fiddler	3
Nov. 20, 1988	Edmonton	7-4 W	Iain Duncan	3	Nov. 13, 2010	St. Louis	5-3 W	Ray Whitney	3
Nov. 20, 1988	Edmonton	7-4 W	Andrew McBain	3	Jan. 7, 2012	N.Y. Islanders	5-1 W	Shane Doan	3
Jan. 26, 1989	at NY Islanders	8-6 L	Dale Hawerchuk	3	Jan. 23, 2013	Columbus	5-1 W	Steve Sullivan	3
Feb. 19, 1989	Hartford	7-6 W	Brent Ashton	3	Apr. 27, 2013	at Anaheim	5-3 W	Radim Vrbata	3
Mar. 18, 1989	at Toronto	10-2 W	Thomas Steen	3	Oct. 3, 2013	N.Y. Rangers	4-1 W	Radim Vrbata	3
Nov. 11, 1991	Los Angeles	6-2 W	Stu Barnes	3	Dec. 21, 2013	at Ottawa	4-3 W (OT)	Antoine Vermette	3
Oct. 14, 1992	Edmonton	7-3 W	Teemu Selanne	3	Jan. 26, 2014	at Vancouver	5-4 L (OT)	Antoine Vermette	3
Nov. 17, 1992	at Tampa Bay	6-5 W	Evgeny Davydov	3	Oct. 15, 2014	Edmonton	7-4 W	Mikkel Boedker	3
Dec. 11, 1992	at Washington	8-6 L	Teemu Selanne	3	Nov. 14, 2014	at Vancouver	5-0 W	Martin Hanzal	3
Feb. 22, 1993	Ottawa	6-3 W	Thomas Steen	3	Oct. 14, 2015	at Anaheim	4-0 W	Anthony Duclair	3
Feb. 28, 1993	Minnesota	7-6 W	Teemu Selanne	4	Oct. 24, 2015	at Ottawa	4-1 W	Mikkel Boedker	3
Mar. 2, 1993	Quebec	7-4 L	Teemu Selanne	3	Nov. 28, 2015	Ottawa	4-3 W	Mikkel Boedker	3
Mar. 9, 1993	at Tampa Bay	4-2 W	Teemu Selanne	3	Dec. 29, 2015	Chicago	7-5 L	Shane Doan	3
Oct. 6, 1993	Washington	6-4 W	Teemu Selanne	3	Jan. 12, 2016	Edmonton	4-3 W (OT)	Max Domi	3
Oct. 23, 1993	at Philadelphia	9-6 W	Keith Tkachuk	3	Nov. 18, 2017	at Ottawa	3-2 W (OT)	Anthony Duclair	3
Nov. 9, 1993	at NY Islanders	5-2 W	Alexei Zhamnov	3	Oct. 23, 2018	at Columbus	4-1 W	Christian Fischer	3
Nov. 30, 1993	at Los Angeles	8-6 W	Alexei Zhamnov	3	Feb. 28, 2019	Vancouver	5-2 W	Brad Richardson	4
Dec. 23, 1993	Quebec	5-2 W	Teemu Selanne	3	Mar. 14, 2019	Anaheim	6-1 W	Vinnie Hinostroza	3

DATE	OPPONENT	RESULT	SAVES	GOALTENDER
Feb. 12, 1980	at NY Islanders	0-0 T	20	Markus Mattsson
Mar. 26, 1980	Hartford	7-0 W	27	Markus Mattsson
Jan. 31, 1981	at Toronto	2-0 W	38	Markus Mattsson
Jan. 20, 1982	Washington	3-0 W	21	Doug Soetaert
Mar. 5, 1982	Detroit	2-0 W	33	Doug Soetaert
Mar. 20, 1982	Toronto	7-0 W	21	Ed Staniowski
Oct. 9, 1982	at Detroit	8-0 W	36	Ed Staniowski
Mar. 9, 1983	Buffalo	6-0 W	24	Brian Hayward
Nov. 7, 1984	at Hartford	3-0 W	29	Marc Behrend
Jan. 5, 1986	Vancouver	4-0 W	20	Dan Bouchard
Mar. 16, 1986	Detroit	6-0 W	15	Dan Bouchard
Nov. 7, 1986	St. Louis	2-0 W	25	Daniel Berthiaume
Jan. 9, 1987	Hartford	3-0 W	29	Eldon Reddick/ Daniel Berthiaume
Jan. 19, 1988	St. Louis	3-0 W	23	Daniel Berthiaume
Feb. 3, 1988	Calgary	9-0 W	25	Daniel Berthiaume
Nov. 18, 1988	Toronto	3-0 W	30	Alain Chevrier
Feb. 26, 1989	Calgary	1-0 W	24	Bob Essensa
Nov. 18, 1989	at Philadelphia	1-0 W (OT)	31	Daniel Berthiaume
Mar. 29, 1990	at Los Angeles	1-0 W	30	Bob Essensa
Oct. 31, 1990	at Edmonton	1-0 W (OT)	34	Bob Essensa
Dec. 28, 1990	Boston	6-0 W	31	Bob Essensa
Jan. 21, 1991	Minnesota	2-0 W	28	Bob Essensa
Feb. 17, 1991	Quebec	6-0 W	25	Rick Tabaracci
Mar. 23, 1991	at Edmonton	3-0 W	26	Bob Essensa
Oct. 25, 1991	Philadelphia	2-0 W	34	Bob Essensa
Nov. 16, 1991	at New Jersey	1-0 W	40	Bob Essensa
Nov. 23, 1991	at Edmonton	4-0 W	36	Bob Essensa
Jan. 23, 1992	at Philadelphia	1-0 W	24	Stephane Beauregard
Jan. 28, 1992	at Pittsburgh	4-0 W	38	Bob Essensa
Feb. 2, 1992	San Jose	6-0 W	40	Bob Essensa
Mar. 11, 1992	San Jose	3-0 W	20	Stephane Beauregard
Dec. 19, 1992	at St. Louis	1-0 W	32	Bob Essensa
Apr. 15, 1993	Edmonton	3-0 W	31	Bob Essensa
Oct. 16, 1993	Chicago	1-0 W (OT)	33	Bob Essensa
Mar. 16, 1994	St. Louis	4-0 W	41	Tim Cheveldae
Nov. 26, 1995	Edmonton	4-0 W	34	Nikolai Khabibulin
Feb. 23, 1996	Chicago	1-0 W (OT)	36	Nikolai Khabibulin
Dec. 5, 1996	at St. Louis	3-0 W	33	Darcy Wakaluk
Jan. 25, 1997	Vancouver	4-0 W	26	Nikolai Khabibulin
Jan. 29, 1997	at Detroit	3-0 W	30	Nikolai Khabibulin
Feb. 12, 1997	at Dallas	5-0 W	33	Nikolai Khabibulin
Mar. 5, 1997	at Florida	3-0 W	14	Nikolai Khabibulin
Mar. 6, 1997	at Tampa Bay	5-0 W	30	Nikolai Khabibulin
Mar. 8, 1997	at Chicago	2-0 W	28	Nikolai Khabibulin
Mar. 22, 1997	at Toronto	3-0 W	33	Nikolai Khabibulin
Nov. 8, 1997	at Toronto	3-0 W	25	Nikolai Khabibulin
Nov. 22, 1997	Toronto	2-0 W	28	Nikolai Khabibulin
Dec. 26, 1997	at San Jose	4-0 W	30	Nikolai Khabibulin
Jan. 1, 1998	Los Angeles	4-0 W	23	Nikolai Khabibulin
Mar. 14, 1998	at St. Louis	2-0 W	24	Jimmy Waite
Nov. 1, 1998	at Los Angeles	3-0 W	31	Nikolai Khabibulin
Nov. 11, 1998	at Dallas	2-0 W	38	Jimmy Waite
Nov. 28, 1998	at Los Angeles	4-0 W	20	Nikolai Khabibulin
Dec. 12, 1998	at Ottawa	2-0 W	42	Nikolai Khabibulin
Jan. 11, 1999	Buffalo	1-0 W	23	Nikolai Khabibulin
Feb. 6, 1999	Chicago	3-0 W	28	Nikolai Khabibulin
Feb. 10, 1999	Los Angeles	3-0 W	26	Nikolai Khabibulin
Mar. 13, 1999	Anaheim	1-0 W	27	Nikolai Khabibulin
Apr. 17, 1999	Dallas	2-0 W	27	Nikolai Khabibulin
Oct. 5, 1999	Anaheim	4-0 W	21	Mikhail Shtalenkov
Oct. 31, 1999	at Anaheim	3-0 W	33	Mikhail Shtalenkov
Nov. 26, 1999	Colorado	7-0 W	28	Sean Burke
Feb. 1, 2000	at San Jose	1-0 W (OT)	34	Bob Essensa
Mar. 9, 2000	NY Islanders	5-0 W	30	Sean Burke
Mar. 11, 2000	Vancouver	5-0 W	26	Sean Burke
Oct. 30, 2000	at Colorado	4-0 W	45	Sean Burke
Nov. 12, 2000	at NY Rangers	2-0 W	39	Sean Burke
Nov. 30, 2000	Minnesota	2-0 W	30	Robert Esche
Feb. 9, 2001	Edmonton	2-0 W	38	Sean Burke
Feb. 16, 2001	at Carolina	2-0 W	33	Robert Esche
Mar. 28, 2001	at Minnesota	2-0 W	29	Sean Burke
Oct. 27, 2001	Colorado	1-0 W	29	Sean Burke
Nov. 29, 2001	Nashville	1-0 W	27	Sean Burke
Dec. 5, 2001	St. Louis	3-0 W	27	Sean Burke
Dec. 31, 2001	NY Rangers	5-0 W	37	Sean Burke
Jan. 21, 2002	at Nashville	1-0 W	19	Robert Esche
Mar. 24, 2002	Los Angeles	4-0 W	25	Sean Burke
Dec. 28, 2002	Philadelphia	4-0 W	23	Sean Burke
Jan. 8, 2003	at Chicago	0-0 T	40	Zac Bierk
Apr. 4, 2003	Nashville	1-0 W	24	Sean Burke
Oct. 12, 2003	at Anaheim	2-0 W	31	Sean Burke

DATE	OPPONENT	RESULT	SAVES	GOALTENDER
Dec. 31, 2003	Los Angeles	4-0 W	21	Brian Boucher
Jan. 2, 2004	at Dallas	6-0 W	35	Brian Boucher
Jan. 4, 2004	at Carolina	3-0 W	26	Brian Boucher
Jan. 7, 2004	at Washington	3-0 W	27	Brian Boucher
Jan. 9, 2004	at Minnesota	2-0 W	21	Brian Boucher
Oct. 17, 2005	at Calgary	2-0 W	25	Curtis Joseph
Nov. 3, 2005	Los Angeles	4-0 W	21	Curtis Joseph
Apr. 13, 2006	Los Angeles	3-0 W	32	Curtis Joseph
Apr. 16, 2006	at St. Louis	3-0 W	40	Curtis Joseph
Dec. 23, 2006	Anaheim	2-0 W	29	Mikael Tellqvist
Dec. 30, 2006	San Jose	8-0 W	40	Curtis Joseph
Jan. 4, 2007	at Carolina	2-0 W	29	Curtis Joseph
Feb. 6, 2007	at Columbus	3-0 W	28	Curtis Joseph
Feb. 27, 2007	at Edmonton	3-0 W	26	Curtis Joseph
Mar. 12, 2007	Philadelphia	4-0 W	24	Mikael Tellqvist
Oct. 25, 2007	at Anaheim	1-0 W	31	Alex Auld
Nov. 2, 2007	at Dallas	5-0 W	35	Mikael Tellqvist
Nov. 17, 2007	at Los Angeles	1-0 W	28	Ilya Bryzgalov
Feb. 18, 2008	at Los Angeles	4-0 W	34	Mikael Tellqvist
Feb. 24, 2008	St. Louis	2-0 W	35	Ilya Bryzgalov
Mar. 13, 2008	Vancouver	2-0 W	24	Ilya Bryzgalov
Dec. 20, 2008	Columbus	2-0 W	33	Ilya Bryzgalov
Jan. 10, 2009	Dallas	1-0 W (SO)	38	Ilya Bryzgalov
Feb. 11, 2009	at Dallas	1-0 W	33	Ilya Bryzgalov
Apr. 1, 2009	at Colorado	3-0 W	23	Al Montoya
Oct. 7, 2009	at Pittsburgh	3-0 W	24	Ilya Bryzgalov
Oct. 12, 2009	at San Jose	1-0 W (SO)	26	Ilya Bryzgalov
Oct. 29, 2009	at St. Louis	2-0 W	32	Ilya Bryzgalov
Dec. 7, 2009	Minnesota	2-0 W	28	Ilya Bryzgalov
Dec. 23, 2009	Anaheim	4-0 W	21	Ilya Bryzgalov
Feb. 2, 2010	at Nashville	1-0 W (SO)	25	Ilya Bryzgalov
Mar. 6, 2010	Anaheim	4-0 W	32	Ilya Bryzgalov
Mar. 13, 2010	at Carolina	4-0 W	29	Ilya Bryzgalov
Nov. 23, 2010	Edmonton	5-0 W	23	Ilya Bryzgalov
Dec. 5, 2010	at Anaheim	3-0 W	26	Ilya Bryzgalov
Dec. 26, 2010	at Dallas	1-0 W	30	Jason LaBarbera
Jan. 6, 2011	at Colorado	2-0 W	34	Jason LaBarbera
Jan. 20, 2011	at Los Angeles	2-0 W	36	Ilya Bryzgalov
Feb. 5, 2011	Minnesota	1-0 W	25	Ilya Bryzgalov
Feb. 7, 2011	Colorado	3-0 W	26	Ilya Bryzgalov
Mar. 10, 2011	Calgary	3-0 W	39	Ilya Bryzgalov
Mar. 24, 2011	Columbus	3-0 W	28	Ilya Bryzgalov
Nov. 12, 2011	at San Jose	3-0 W	31	Mike Smith
Nov. 26, 2011	Dallas	3-0 W	26	Mike Smith
Feb. 11, 2012	Chicago	3-0 W	38	Mike Smith
Feb. 16, 2012	at Los Angeles	1-0 W	28	Mike Smith
Mar. 10, 2012	San Jose	3-0 W	42	Mike Smith
Mar. 29, 2012	San Jose	2-0 W	38	Mike Smith
Mar. 31, 2012	Anaheim	4-0 W	44	Mike Smith
Apr. 3, 2012	Columbus	2-0 W	54	Mike Smith
Jan. 28, 2013	Nashville	4-0 W	21	Chad Johnson
Feb. 2, 2013	Dallas	2-0 W	17	Mike Smith
Feb. 9, 2013	at San Jose	1-0 W (SO)	33	Mike Smith
Feb. 18, 2013	Calgary	4-0 W	30	Mike Smith
Mar. 16, 2013	at Columbus	1-0 L (SO)	23	Mike Smith
Apr. 6, 2013	Colorado	4-0 W	24	Mike Smith
Jan. 7, 2014	Calgary	6-0 W	27	Thomas Greiss
Jan. 16, 2014	Vancouver	1-0 W	29	Mike Smith
Jan. 28, 2014	Los Angeles	3-0 W	30	Thomas Greiss
Feb. 7, 2014	Chicago	2-0 W	30	Mike Smith
Mar. 4, 2014	Vancouver	1-0 W	23	Mike Smith
Nov. 14, 2014	at Vancouver	5-0 W	35	Devan Dubnyk
Oct. 14, 2015	at Anaheim	4-0 W	37	Mike Smith
Dec. 19, 2015	NY Islanders	1-0 W	25	Louis Domingue
Jan. 9, 2016	Nashville	4-0 W	26	Louis Domingue
Mar. 12, 2016	Edmonton	4-0 W	44	Mike Smith
Apr. 2, 2016	Washington	3-0 W	31	Mike Smith
Jan. 26, 2017	Vancouver	3-0 W	19	Mike Smith
Feb. 13, 2017	at Calgary	5-0 W	36	Mike Smith
Mar. 13, 2017	Colorado	1-0 W	22	Mike Smith
Dec. 2, 2017	New Jersey	5-0 W	27	Scott Wedgewood
Feb. 17, 2018	Edmonton	1-0 W	40	Antti Raanta
Feb. 24, 2018	Anaheim	2-0 W	26	Antti Raanta
Mar. 11, 2018	Vancouver	1-0 W	27	Darcy Kuemper
Mar. 31, 2018	St. Louis	6-0 W	34	Antti Raanta
Nov. 29, 2018	at Nashville	3-0 W	29	Adin Hill
Jan. 6, 2019	NY Rangers	5-0 W	23	Darcy Kuemper
Feb. 16, 2019	Toronto	2-0 W	22	Darcy Kuemper
Mar. 7, 2019	Calgary	2-0 W	30	Darcy Kuemper
Mar. 26, 2019	Chicago	1-0 W	31	Darcy Kuemper
Mar. 31, 2019	Minnesota	4-0 W	39	Darcy Kuemper

DATE	OPPONENT	RESULT	TOTAL GOALS
Nov. 25, 1987	at Detroit	10-8 L	18
Nov. 11, 1981	at Minnesota	15-2 L	17
Feb. 25, 1985	at NY Rangers	12-5 W	17
Feb. 2, 1982	at St. Louis	10-6 L	16
Mar. 30, 1983	Los Angeles	10-5 W	15
Nov. 24, 1990	at Quebec	11-4 W	15
Feb. 6, 1981	at Edmonton	10-4 L	14
Oct. 19, 1983	Montreal	12-2 L	14
Dec. 15, 1982	at Chicago	10-3 L	13
Mar. 27, 1981	Vancouver	10-2 L	12
Nov. 29, 1981	Edmonton	10-2 L	12
Mar. 13, 1982	at Toronto	10-2 W	12
Mar. 18, 1989	at Toronto	10-2 W	12
Mar. 1, 2000	Carolina	7-5 W	12
Dec. 3, 2005	Carolina	8-4 W	12
Mar. 10, 2007	Chicago	7-5 L	12
Mar. 18, 2008	at Edmonton	8-4 L	12
Feb. 14, 2009	Calgary	7-5 L	12
Dec. 17, 2015	Columbus	7-5 L	12
Dec. 29, 2015	Chicago	7-5 L	12
Mar. 5, 1981	at Philadelphia	10-1 L	11
Mar. 25, 1987	Calgary	10-1 W	11
Mar. 5, 1988	at Toronto	10-1 W	11
Oct. 12, 1988	at Chicago	10-1 L	11
Oct. 15, 2000	at Los Angeles	6-5 W	11
Feb. 27, 2001	at Boston	7-4 L	11
Mar. 24, 2001	Edmonton	7-4 W	11
Jan. 9, 2002	San Jose	6-5 L	11
Feb. 8, 2002	Los Angeles	6-5 W	11
Dec. 26, 2005	at Colorado	7-4 L	11
Dec. 29, 2005	Los Angeles	6-5 W	11
Jan. 31, 2006	Vancouver	7-4 L	11
Oct. 11, 2006	at Detroit	9-2 L	11
Nov. 30, 2006	Los Angeles	7-4 W	11
Nov. 7, 2007	at Anaheim	6-5 W (OT)	11
Mar. 20, 2008	at Los Angeles	6-5 L (SO)	11
Mar. 30, 2009	Dallas	6-5 W (OT)	11
Jan. 2, 2011	at Minnesota	6-5 L (OT)	11
Feb. 23, 2011	at Tampa Bay	8-3 L	11
Mar. 28, 2013	at Nashville	7-4 W	11
Oct. 24, 2013	at Los Angeles	7-4 L	11
Oct. 15, 2014	Edmonton	7-4 W	11
Nov. 2, 2014	at Washington	6-5 W	11
Oct. 18, 2016	at Ottawa	7-4 L	11
Dec. 28, 2017	Toronto	7-4 L	11
Jan. 13, 2018	at San Jose	6-5 L (OT)	11
Mar. 22, 2018	at Carolina	6-5 L	11

DATE	OPPONENT	RESULT	GOALTENDER	GOAL
Feb. 12, 1980	at NY Islanders	0-0 T	Markus Mattsson	----
Jan. 8, 2003	at Chicago	0-0 T	Zac Bierk	----
Feb. 26, 1989	Calgary	1-0 W	Bob Essensa	Dale Hawerchuk
Nov. 18, 1989	at Philadelphia	1-0 W (OT)	Daniel Berthiaume	Doug Smail
Mar. 29, 1990	at Los Angeles	1-0 W	Bob Essensa	Pat Elynuik
Oct. 31, 1990	at Edmonton	1-0 W (OT)	Bob Essensa	Pat Elynuik
Nov. 16, 1991	at New Jersey	1-0 W	Bob Essensa	Ed Olczyk
Jan. 23, 1992	at Philadelphia	1-0 W	Stephane Beauregard	Phil Housley
Mar. 13, 1992	Hartford	1-0 L	Stephane Beauregard	Bobby Holik
Dec. 19, 1992	at St. Louis	1-0 W	Bob Essensa	Thomas Steen
Oct. 16, 1993	Chicago	1-0 W (OT)	Bob Essensa	Nelson Emerson
Feb. 16, 1996	Pittsburgh	1-0 L	Nikolai Khabibulin	Jaromir Jagr
Feb. 23, 1996	Chicago	1-0 W (OT)	Nikolai Khabibulin	Dallas Drake
Oct. 5, 1996	Hartford	1-0 L	Nikolai Khabibulin	Alexander Godynnyuk
Jan. 11, 1999	Buffalo	1-0 W	Nikolai Khabibulin	Dallas Drake
Mar. 13, 1999	Anaheim	1-0 W	Nikolai Khabibulin	Mike Stapleton
Mar. 29, 1999	at Vancouver	1-0 L	Mikhail Shtalenkov	Peter Schaefer
Apr. 6, 1999	San Jose	1-0 L	Nikolai Khabibulin	Bill Houlder
Feb. 1, 2000	at San Jose	1-0 W (OT)	Bob Essensa	Keith Carney
Feb. 22, 2000	at Montreal	1-0 L	Sean Burke	Benoit Brunet
Oct. 27, 2001	Colorado	1-0 W	Sean Burke	Krystofer Kolanos
Nov. 4, 2001	at Carolina	1-0 L	Sean Burke	Josef Vasicek
Nov. 29, 2001	Nashville	1-0 W	Sean Burke	Sergei Berezin
Jan. 21, 2002	at Nashville	1-0 W	Robert Esche	Sergei Berezin
Jan. 18, 2003	Buffalo	1-0 L	Zac Bierk	Curtis Brown
Jan. 26, 2003	at Vancouver	1-0 L	Zac Bierk	Markus Naslund
Apr. 4, 2003	Nashville	1-0 W	Sean Burke	Branko Radivojevic
Nov. 23, 2003	at Atlanta	1-0 L	Brian Boucher	Marc Savard
Mar. 31, 2004	at Calgary	1-0 L	Brent Johnson	Jarome Iginla
Nov. 9, 2006	Dallas	1-0 L	Curtis Joseph	Brenden Morrow
Feb. 3, 2007	Minnesota	1-0 L	Curtis Joseph	Marian Gaborik
Oct. 25, 2007	at Anaheim	1-0 W	Alex Auld	Craig Weller
Nov. 17, 2007	at Los Angeles	1-0 W	Ilya Bryzgalov	Shane Doan
Dec. 7, 2007	vs. San Jose	1-0 L	Ilya Bryzgalov	Milan Michalek
Feb. 27, 2008	at Chicago	1-0 L	Ilya Bryzgalov	Jason Williams
Nov. 6, 2008	at Vancouver	1-0 L	Ilya Bryzgalov	Kevin Bieksa
Jan. 10, 2009	Dallas	1-0 W (SO)	Ilya Bryzgalov	*Kyle Turris
Feb. 11, 2009	at Dallas	1-0 W	Ilya Bryzgalov	Enver Lisin
Oct. 12, 2009	at San Jose	1-0 W (SO)	Ilya Bryzgalov	*Lauri Korpikoski
Feb. 2, 2010	at Nashville	1-0 W (SO)	Ilya Bryzgalov	*Adrian Aucoin
Dec. 26, 2010	at Dallas	1-0 W	Jason LaBarbera	Kyle Turris
Feb. 5, 2011	Minnesota	1-0 W	Ilya Bryzgalov	Taylor Pyatt
Mar. 3, 2011	at Los Angeles	1-0 L	Ilya Bryzgalov	Jarret Stoll
Dec. 1, 2011	at Winnipeg	1-0 L	Mike Smith	Bryan Little
Jan. 5, 2012	at Los Angeles	1-0 L (OT)	Mike Smith	Drew Doughty
Feb. 16, 2012	at Los Angeles	1-0 W	Mike Smith	Radim Vrbata
Feb. 9, 2013	at San Jose	1-0 W (SO)	Mike Smith	Mikkel Boedker
Mar. 16, 2013	at Columbus	1-0 L (SO)	Mike Smith	Artem Anisimov
Jan. 16, 2014	Vancouver	1-0 W	Mike Smith	Antoine Vermette
Mar. 4, 2014	Vancouver	1-0 W	Mike Smith	Antoine Vermette
Nov. 8, 2014	N.Y. Islanders	1-0 L	Mike Smith	Frans Nielsen
Mar. 16, 2015	at Los Angeles	1-0 L	Mike Smith	Andy Andreoff
Dec. 19, 2015	N.Y. Islanders	1-0 W	Louis Domingue	Oliver Ekman-Larsson
Apr. 9, 2016	at San Jose	1-0 L	Mike Smith	Joe Pavelski
Mar. 13, 2017	Colorado	1-0 W	Mike Smith	Brendan Perlini
Dec. 9, 2017	at Columbus	1-0 L	Antti Raanta	Josh Anderson
Feb. 17, 2018	Edmonton	1-0 W	Antti Raanta	Christian Dvorak
Mar. 11, 2018	Vancouver	1-0 W	Darcy Kuemper	Oliver Ekman-Larsson
Oct. 6, 2018	Anaheim	1-0 L	Antti Raanta	Max Comtois
Mar. 26, 2019	Chicago	1-0 W	Darcy Kuemper	Nick Cousins

*Shootout-Deciding Goal

GOALS

PLAYER	SEASON	NO.
1. Teemu Selanne	1992-93	76
2. Dale Hawerchuk	1984-85	53
3. Keith Tkachuk	1996-97	52
4. Keith Tkachuk	1995-96	50
5. Dale Hawerchuk	1986-87	47
6. Dale Hawerchuk	1985-86	46
7. Dale Hawerchuk	1981-82	45
8. Dale Hawerchuk	1987-88	44
9. Morris Lukowich	1981-82	43
10. Paul MacLean	1984-85	41
Dale Hawerchuk	1988-89	41
Keith Tkachuk	1993-94	41

ASSISTS

PLAYER	SEASON	NO.
1. Phil Housley	1992-93	79
2. Dale Hawerchuk	1984-85	77
Dale Hawerchuk	1987-88	77
4. Dale Hawerchuk	1983-84	65
5. Phil Housley	1991-92	63
6. Dave Babych	1982-83	61
Thomas Steen	1988-89	61
8. Paul MacLean	1984-85	60
9. Dale Hawerchuk	1985-86	59
10. Dale Hawerchuk	1981-82	58

POINTS

PLAYER	SEASON	NO.
1. Teemu Selanne	1992-93	132
2. Dale Hawerchuk	1984-85	130
3. Dale Hawerchuk	1987-88	121
4. Dale Hawerchuk	1985-86	105
5. Dale Hawerchuk	1981-82	103
6. Dale Hawerchuk	1983-84	102
7. Paul MacLean	1984-85	101
8. Dale Hawerchuk	1986-87	100
9. Keith Tkachuk	1995-96	98
10. Phil Housley	1992-93	97

POWER-PLAY GOALS

PLAYER	SEASON	NO.
1. Teemu Selanne	1992-93	24
2. Keith Tkachuk	1993-94	22
Paul MacLean	1987-88	22
4. Dale Hawerchuk	1987-88	20
Andrew McBain	1987-88	20
Andrew McBain	1988-89	20
Keith Tkachuk	1995-96	20
8. Dale Hawerchuk	1985-86	18
9. Dale Hawerchuk	1984-85	17
Shane Doan	2005-06	17

SHORTHANDED GOALS

PLAYER	SEASON	NO.
1. Dave McLlwain	1989-90	7
2. Michael Grabner	2018-19	6
3. Nelson Emerson	1993-94	5
Bob Corkum	1997-98	5
5. Trevor Letowski	1999-00	4
Brian Mullen	1983-84	4
Doug Smail	1983-84	4
Dallas Drake	1995-96	4

GAME-WINNING GOALS

PLAYER	SEASON	NO.
1. Jeremy Roenick	1999-00	12
Radim Vrbata	2011-12	12
3. Keith Tkachuk	1997-98	8
Oliver Ekman-Larsson	2015-16	8
4. Lucien Deblois	1982-83	7
Ed Olczyk	1991-92	7
Teemu Selanne	1992-93	7
Keith Tkachuk	1996-97	7
Jeremy Roenick	1996-97	7
Mike Gartner	1996-97	7
Keith Tkachuk	1998-99	7
Jeremy Roenick	2000-01	7
Shane Doan	2005-06	7
Shane Doan	2006-07	7
Oliver Ekman-Larsson	2014-15	7

PENALTY MINUTES

PLAYER	SEASON	NO.
1. Tie Domi	1993-94	347
2. Daniel Carcillo	2007-08	324
3. Jimmy Mann	1979-80	287
4. Shawn Cronin	1991-92	271
5. Gord Donnelly	1990-91	265
6. Mike Hartman	1991-92	264
7. Keith Tkachuk	1993-94	255
8. Tie Domi	1992-93	249
9. Shawn Cronin	1989-90	243
10. Laurie Boschman	1985-86	241

WINS

PLAYER	SEASON	NO.
1. Ilya Bryzgalov	2009-10	42
2. Mike Smith	2011-12	38
3. Ilya Bryzgalov	2010-11	36
4. Sean Burke	2001-02	33
Brian Hayward	1984-85	33
Bob Essensa	1992-93	33
7. Curtis Joseph	2005-06	32
Nikolai Khabibulin	1998-99	32
9. Nikolai Khabibulin	1996-97	30
Nikolai Khabibulin	1997-98	30

SHUTOUTS

PLAYER	SEASON	NO.
1. Nikolai Khabibulin	1998-99	8
Ilya Bryzgalov	2009-10	8
Mike Smith	2011-12	8
4. Nikolai Khabibulin	1996-97	7
Ilya Bryzgalov	2010-11	7
6. Bob Essensa	1991-92	5
Sean Burke	2001-02	5
Brian Boucher	2003-04	5
Mike Smith	2012-13	5
Darcy Kuemper	2018-19	5

GOALS AGAINST AVERAGE

(min. 25 games played)

PLAYER	SEASON	AVG.
1. Nikolai Khabibulin	1998-99	2.13
2. Mike Smith	2011-12	2.21
3. Antti Raanta	2017-18	2.24
4. Sean Burke	2000-01	2.27
5. Sean Burke	2001-02	2.29
Ilya Bryzgalov	2009-10	2.29
Thomas Greiss	2013-14	2.29
8. Darcy Kuemper	2018-19	2.33
9. Ilya Bryzgalov	2007-08	2.43
10. Ilya Bryzgalov	2010-11	2.48

SAVE PERCENTAGE

(min. 25 games played)

PLAYER	SEASON	SV%
1. Mike Smith	2011-12	.930
Antti Raanta	2017-18	.930
3. Darcy Kuemper	2018-19	.925
4. Nikolai Khabibulin	1998-99	.923
5. Sean Burke	2000-01	.922
6. Ilya Bryzgalov	2007-08	.921
Ilya Bryzgalov	2010-11	.921
8. Sean Burke	2001-02	.920
Ilya Bryzgalov	2009-10	.920
Thomas Greiss	2013-14	.920

GOALS		
SEASON	NO.	PLAYER
1979-80	35	Morris Lukowich
1980-81	33	Morris Lukowich
1981-82	45	Dale Hawerchuk
1982-83	40	Dale Hawerchuk
1983-84	37	Dale Hawerchuk
1984-85	53	Dale Hawerchuk
1985-86	46	Dale Hawerchuk
1986-87	47	Dale Hawerchuk
1987-88	44	Dale Hawerchuk
1988-89	41	Dale Hawerchuk
1989-90	32	Pat Elynuik, Paul Fenton
1990-91	31	Pat Elynuik
1991-92	32	Eddie Olczyk
1992-93	76	Teemu Selanne
1993-94	41	Keith Tkachuk
1994-95	30	Alexei Zhamnov
1995-96	50	Keith Tkachuk
1996-97	52	Keith Tkachuk
1997-98	40	Keith Tkachuk
1998-99	36	Keith Tkachuk
1999-00	34	Jeremy Roenick
2000-01	30	Jeremy Roenick
2001-02	32	Daniel Briere
2002-03	23	Mike Johnson
2003-04	27	Shane Doan
2005-06	30	Mike Comrie, Shane Doan
2006-07	27	Shane Doan
2007-08	28	Shane Doan
2008-09	31	Shane Doan
2009-10	28	Lee Stempniak
2010-11	20	Shane Doan
2011-12	35	Radim Vrbata
2012-13	13	Shane Doan, Antoine Vermette
2013-14	24	Antoine Vermette
2014-15	23	Oliver Ekman-Larsson
2015-16	28	Shane Doan
2016-17	20	Radim Vrbata
2017-18	23	Clayton Keller
2018-19	19	Alex Galchenyuk, Brad Richardson

ASSISTS		
SEASON	NO.	PLAYER
1979-80	39	Morris Lukowich
1980-81	43	Dave Christian
1981-82	58	Dale Hawerchuk
1982-83	61	Dave Babych
1983-84	65	Dale Hawerchuk
1984-85	77	Dale Hawerchuk
1985-86	59	Dale Hawerchuk
1986-87	53	Dale Hawerchuk
1987-88	77	Dale Hawerchuk
1988-89	61	Thomas Steen
1989-90	55	Dale Hawerchuk
1990-91	53	Phil Housley
1991-92	63	Phil Housley
1992-93	79	Phil Housley
1993-94	45	Alexei Zhamnov
1994-95	35	Alexei Zhamnov
1995-96	48	Teemu Selanne, Keith Tkachuk
1996-97	45	Oleg Tverdovsky
1997-98	44	Cliff Ronning
1998-99	48	Jeremy Roenick
1999-00	44	Jeremy Roenick
2000-01	46	Jeremy Roenick
2001-02	35	Daymond Langkow, Teppo Numminen
2002-03	40	Mike Johnson
2003-04	41	Shane Doan
2005-06	41	Ladislav Nagy
2006-07	28	Shane Doan
2007-08	50	Shane Doan
2008-09	42	Shane Doan
2009-10	42	Wojtek Wolski
2010-11	48	Keith Yandle
2011-12	53	Ray Whitney
2012-13	21	Oliver Ekman-Larsson
2013-14	45	Keith Yandle
2014-15	37	Keith Yandle
2015-16	34	Oliver Ekman-Larsson, Max Domi
2016-17	35	Radim Vrbata
2017-18	42	Clayton Keller, Derek Stepan
2018-19	33	Clayton Keller

POINTS		
SEASON	NO.	PLAYER
1979-80	74	Morris Lukowich
1980-81	71	Dave Christian
1981-82	103	Dale Hawerchuk
1982-83	91	Dale Hawerchuk
1983-84	102	Dale Hawerchuk
1984-85	130	Dale Hawerchuk
1985-86	105	Dale Hawerchuk
1986-87	100	Dale Hawerchuk
1987-88	121	Dale Hawerchuk
1988-89	96	Dale Hawerchuk
1989-90	81	Dale Hawerchuk
1990-91	76	Phil Housley
1991-92	86	Phil Housley
1992-93	132	Teemu Selanne
1993-94	81	Keith Tkachuk
1994-95	65	Alexei Zhamnov
1995-96	98	Keith Tkachuk
1996-97	86	Keith Tkachuk
1997-98	66	Keith Tkachuk
1998-99	72	Jeremy Roenick
1999-00	78	Jeremy Roenick
2000-01	76	Jeremy Roenick
2001-02	62	Daymond Langkow
2002-03	63	Mike Johnson
2003-04	68	Shane Doan
2005-06	66	Shane Doan
2006-07	55	Shane Doan
2007-08	78	Shane Doan
2008-09	73	Shane Doan
2009-10	65	Wojtek Wolski
2010-11	60	Shane Doan
2011-12	77	Ray Whitney
2012-13	30	Keith Yandle
2013-14	53	Keith Yandle
2014-15	43	Oliver Ekman-Larsson
2015-16	55	Oliver Ekman-Larsson
2016-17	55	Radim Vrbata
2017-18	65	Clayton Keller
2018-19	47	Clayton Keller

POWER-PLAY GOALS		
SEASON	NO.	PLAYER
1979-80	13	Morris Lukowich
1980-81	9	Dave Christian, Morris Lukowich
1981-82	13	Morris Lukowich
1982-83	15	Paul MacLean
1983-84	13	Paul MacLean
1984-85	17	Dale Hawerchuk
1985-86	18	Dale Hawerchuk
1986-87	10	Dale Hawerchuk, Paul MacLean
1987-88	22	Paul MacLean
1988-89	20	Andrew McBain
1989-90	14	Pat Elynuik
1990-91	16	Pat Elynuik
1991-92	13	Fredrik Olausson
1992-93	24	Teemu Selanne
1993-94	22	Keith Tkachuk
1994-95	9	Alexei Zhamnov
1995-96	20	Keith Tkachuk
1996-97	13	Mike Gartner
1997-98	11	Keith Tkachuk
1998-99	11	Keith Tkachuk
1999-00	6	Jeremy Roenick, Travis Green
2000-01	13	Jeremy Roenick
2001-02	12	Daniel Briere
2002-03	8	Mike Johnson, Ladislav Nagy
2003-04	11	Ladislav Nagy
2005-06	17	Shane Doan
2006-07	11	Shane Doan
2007-08	9	Shane Doan
2008-09	10	Shane Doan
2009-10	9	Lee Stempniak
2010-11	11	Shane Doan
2011-12	9	Radim Vrbata
2012-13	5	Keith Yandle
2013-14	10	Radim Vrbata, Shane Doan
2014-15	10	Oliver Ekman-Larsson
2015-16	12	Shane Doan, Oliver Ekman-Larsson
2016-17	8	Oliver Ekman-Larsson
2017-18	6	Oliver Ekman-Larsson, Clayton Keller
2018-19	9	Alex Galchenyuk

SHORTHANDED GOALS

SEASON	NO.	PLAYER
1979-80	2	Jude Drouin
1980-81	3	Doug Smail
1981-82	1	Four players tied
1982-83	3	Lucien Deblois, Doug Smail
1983-84	4	Brian Mullen, Doug Smail
1984-85	3	Dale Hawerchuk, Doug Smail
1985-86	3	Doug Smail, Thomas Steen
1986-87	3	Thomas Steen
1987-88	3	Dale Hawerchuk, Doug Smail
1988-89	3	Dale Hawerchuk
1989-90	7	Dave McLlwain
1990-91	2	Dave McLlwain, Phil Sykes
1991-92	2	Troy Murray, Danton Cole
1992-93	1	Alexei Zhamnov, Teppo Numminen, Luciano Borsato
1993-94	5	Nelson Emerson
1994-95	2	Keith Tkachuk, Teemu Selanne
1995-96	4	Dallas Drake
1996-97	3	Jeremy Roenick
1997-98	5	Bob Corkum
1998-99	2	Keith Tkachuk, Mike Stapleton, Keith Carney
1999-00	4	Trevor Letowski
2000-01	3	Mike Sullivan
2001-02	3	Daymond Langkow
2002-03	2	Daymond Langkow
2003-04	3	Daniel Cleary
2005-06	3	Keith Ballard
2006-07	3	Owen Nolan
2007-08	3	Radim Vrbata
2008-09	2	Martin Hanzal
2009-10	3	Vernon Fiddler
2010-11	2	Lauri Korpikoski
2011-12	3	Lauri Korpikoski
2012-13	1	Radim Vrbata, David Moss
2013-14	3	Antoine Vermette
2014-15	3	Tobias Rieder
2015-16	1	Four players tied
2016-17	2	Brad Richardson
2017-18	2	Derek Stepan
2018-19	6	Michael Grabner

GAME-WINNING GOALS

SEASON	NO.	PLAYER
1979-80	4	Willy Lindstrom
1980-81	2	Morris Lukowich
1981-82	6	Morris Lukowich
1982-83	7	Lucien Deblois
1983-84	5	Paul MacLean
1984-85	6	Paul MacLean
1985-86	4	Ray Neufeld, Doug Smail
1986-87	6	Paul MacLean
1987-88	5	Andrew McBain, Doug Smail
1988-89	6	Pat Elynuik
1989-90	6	Doug Smail, Greg Paslawski
1990-91	4	Pat Elynuik
1991-92	7	Ed Olczyk
1992-93	7	Teemu Selanne
1993-94	6	Nelson Emerson
1994-95	4	Alexei Zhamnov
1995-96	6	Keith Tkachuk
1996-97	7	Keith Tkachuk, Jeremy Roenick, Mike Gartner
1997-98	8	Keith Tkachuk
1998-99	7	Keith Tkachuk
1999-00	12	Jeremy Roenick
2000-01	7	Jeremy Roenick
2001-02	6	Teppo Numminen
2002-03	6	Ladislav Nagy
2003-04	6	Ladislav Nagy
2005-06	7	Shane Doan
2006-07	7	Shane Doan
2007-08	5	Shane Doan, Niko Kapanen, Radim Vrbata
2008-09	4	Shane Doan, Peter Mueller
2009-10	5	Wojtek Wolski
2010-11	6	Shane Doan, Taylor Pyatt
2011-12	12	Radim Vrbata
2012-13	3	Antoine Vermette, Keith Yandle
2013-14	6	Oliver Ekman-Larsson
2014-15	7	Oliver Ekman-Larsson
2015-16	8	Oliver Ekman-Larsson
2016-17	4	Radim Vrbata
2017-18	3	Five Players Tied
2018-19	5	Clayton Keller

PENALTY MINUTES

SEASON	NO.	PLAYER
1979-80	287	Jimmy Mann
1980-81	105	Jimmy Mann
1981-82	110	Bryan Maxwell
1982-83	131	Bryan Maxwell
1983-84	234	Laurie Boschman
1984-85	180	Laurie Boschman
1985-86	241	Laurie Boschman
1986-87	162	Jim Kyte
1987-88	229	Laurie Boschman
1988-89	228	Gord Donnelly
1989-90	243	Shawn Cronin
1990-91	265	Gord Donnelly
1991-92	271	Shawn Cronin
1992-93	249	Tie Domi
1993-94	347	Tie Domi
1994-95	152	Keith Tkachuk
1995-96	205	Dave Manson
1996-97	228	Keith Tkachuk
1997-98	157	Rick Tocchet
1998-99	190	Jim Cummins
1999-00	102	Jeremy Roenick
2000-01	114	Jeremy Roenick
2001-02	152	Todd Simpson
2002-03	135	Andrei Nazarov, Todd Simpson
2003-04	125	Andrei Nazarov
2005-06	123	Shane Doan
2006-07	188	Josh Gratton
2007-08	324	Daniel Carcillo
2008-09	108	Brandon Prust
2009-10	117	Paul Bissonnette
2010-11	71	Paul Bissonnette
2011-12	83	Raffi Torres
2012-13	54	Keith Yandle
2013-14	73	Martin Hanzal
2014-15	82	Kyle Chipchura
2015-16	98	Shane Doan
2016-17	85	Luke Schenn
2017-18	73	Max Domi
2018-19	67	Lawson Crouse

GAMES PLAYED

1. Shane Doan	1,540
2. Teppo Numminen	1,098
3. Thomas Steen	950
4. Dale Hawerchuk	713
5. Doug Smail	691
6. Oliver Ekman-Larsson	657
7. Keith Tkachuk	640
8. Zbynek Michalek	612
9. Martin Hanzal	608
10. Randy Carlyle	564

GOALS

1. Shane Doan	402
2. Dale Hawerchuk	379
3. Keith Tkachuk	323
4. Thomas Steen	264
5. Paul MacLean	248
6. Doug Smail	189
7. Morris Lukowich	168
8. Radim Vrbata	157
9. Jeremy Roenick	152
Laurie Boschman	152
11. Teemu Selanne	147

ASSISTS

1. Shane Doan	570
2. Thomas Steen	553
3. Dale Hawerchuk	550
4. Teppo Numminen	426
5. Keith Tkachuk	300
6. Paul MacLean	270
7. Fredrik Olausson	249
8. Dave Babych	248
9. Keith Yandle	246
10. Jeremy Roenick	227
Laurie Boschman	227

POINTS

1. Shane Doan	972
2. Dale Hawerchuk	929
3. Thomas Steen	817
4. Keith Tkachuk	623
5. Teppo Numminen	534
6. Paul MacLean	518
7. Doug Smail	397
8. Jeremy Roenick	379
Laurie Boschman	379
10. Morris Lukowich	345
11. Radim Vrbata	343

PENALTY MINUTES

1. Keith Tkachuk	1508
2. Shane Doan	1353
3. Laurie Boschman	1338
4. Jim Kyte	772
5. Kris King	762
6. Tim Watters	760
7. Thomas Steen	753
8. Randy Carlyle	736
9. Gord Donnelly	726
Paul MacLean	726

POWER PLAY GOALS

1. Shane Doan	128
2. Dale Hawerchuk	122
3. Keith Tkachuk	114
4. Paul MacLean	97
5. Thomas Steen	74
6. Oliver Ekman-Larsson	51
7. Radim Vrbata	49
Teemu Selanne	49
9. Morris Lukowich	46
10. Ed Olczyk	45

SHORTHANDED GOALS

1. Doug Smail	25
2. Thomas Steen	13
3. Keith Tkachuk	12
4. Dale Hawerchuk	12
5. Dave McLlwain	9
6. Dallas Drake	8
7. Jeremy Roenick	7
Laurie Boschman	7
9. Shane Doan	6
Bob Corkum	6
Ron Wilson	6
Mike Sullivan	6
Nelson Emerson	6
Daymond Langkow	6
Michael Grabner	6

GAME WINNING GOALS

1. Shane Doan	69
2. Keith Tkachuk	40
3. Jeremy Roenick	33
4. Doug Smail	31
5. Radim Vrbata	30
Oliver Ekman-Larsson	30
7. Dale Hawerchuk	29
Thomas Steen	29
9. Paul MacLean	24
10. Martin Hanzal	23

HAT TRICKS

1. Dale Hawerchuk	12
2. Keith Tkachuk	9
3. Teemu Selanne	8
4. Paul MacLean	7
5. Alexei Zhamnov	5
6. Jeremy Roenick	4
Thomas Steen	4
8. Ray Neufeld	3
Radim Vrbata	3
Mikkel Boedker	3

GAMES PLAYED

1. Teppo Numminen	1098
2. Oliver Ekman-Larsson	657
3. Zbynek Michalek	612
4. Randy Carlyle	564
5. Keith Yandle	558
6. Derek Morris	544
7. Fredrik Olausson	496
8. Dave Ellett	475
9. Tim Watters	438
10. Jim Kyte	399

GOALS

1. Oliver Ekman-Larsson	116
2. Teppo Numminen	108
3. Dave Ellett	95
4. Fredrik Olausson	86
5. Randy Carlyle	80
6. Dave Babych	73
7. Keith Yandle	65
8. Phil Housley	64
9. Ed Jovanovski	47
10. Paul Mara	38
Derek Morris	38

ALL-TIME CAREER GOALTENDING LEADERS

GAMES PLAYED

1. Mike Smith	312
2. Bob Essensa	311
3. Nikolai Khabibulin	284
4. Ilya Bryzgalov	257
5. Sean Burke	211

MINUTES PLAYED

1. Mike Smith	17,980
2. Bob Essensa	17,244
3. Nikolai Khabibulin	16,026
4. Ilya Bryzgalov	15,071
5. Sean Burke	12,349

WINS

1. Ilya Bryzgalov	130
2. Bob Essensa	129
3. Mike Smith	128
4. Nikolai Khabibulin	126
5. Sean Burke	97

SHUTOUTS

1. Mike Smith	22
2. Nikolai Khabibulin	21
Ilya Bryzgalov	21
4. Bob Essensa	15
Sean Burke	15
6. Curtis Joseph	8
7. Darcy Kuemper	6
8. Brian Boucher	5
9. Daniel Berthiaume	4
Mikael Tellqvist	4

ASSISTS

1. Teppo Numminen	426
2. Fredrik Olausson	249
3. Dave Babych	248
4. Keith Yandle	246
5. Randy Carlyle	226
6. Oliver Ekman-Larsson	218
7. Dave Ellett	204
8. Phil Housley	195
9. Moe Mantha	125
10. Ed Jovanovski	117

POINTS

1. Teppo Numminen	534
2. Fredrik Olausson	335
3. Oliver Ekman-Larsson	334
4. Dave Babych	321
5. Keith Yandle	311
6. Randy Carlyle	306
7. Dave Ellett	299
8. Phil Housley	259
9. Ed Jovanovski	164
10. Moe Mantha	156

GOALS AGAINST AVERAGE

(min. 50 games)

1. Antti Raanta	2.37
2. Sean Burke	2.39
3. Darcy Kuemper	2.46
4. Ilya Bryzgalov	2.54
5. Jason LaBarbera	2.64
6. Mike Smith	2.69
7. Nikolai Khabibulin	2.75
8. Robert Esche	2.97
9. Brian Boucher	2.98
10. Louis Domingue	3.00

SAVE PERCENTAGE

(min. 50 games)

1. Antti Raanta	.925
2. Darcy Kuemper	.921
3. Sean Burke	.919
4. Jason LaBarbera	.918
5. Ilya Bryzgalov	.917
6. Mike Smith	.916
7. Nikolai Khabibulin	.908
8. Louis Domingue	.906
9. Brian Boucher	.898
Curtis Joseph	.898

ALL-TIME SCORING BY POINTS

RECORDS

#	PLAYER	GP	G	A	PTS	PIM	#	PLAYER	GP	G	A	PTS	PIM
1	Shane Doan	1,540	402	570	972	1,353	76	Peter Sullivan	126	28	54	82	40
2	Dale Hawerchuk	713	379	550	929	478	77	Brad Richardson	240	38	44	82	128
3	Thomas Steen	950	264	553	817	753	78	Paul Fenton	156	50	31	81	91
4	Keith Tkachuk	640	323	300	623	1508	79	Claude Lemieux	164	32	49	81	158
5	Teppo Numminen	1098	108	426	534	405	80	Dave McLlwain	143	40	38	78	108
6	Paul MacLean	528	248	270	518	726	81	Matthew Lombardi	118	28	49	77	54
7	Doug Smail	691	189	208	397	466	82	Christian Dvorak	176	32	45	77	46
8	Jeremy Roenick	454	152	227	379	596	83	Kyle Chipchura	319	21	55	76	257
9	Laurie Boschman	526	152	227	379	1338	84	Travis Green	147	38	36	74	108
10	Morris Lukowich	431	168	177	345	438	85	Anthony Duclair	172	34	40	74	73
11	Radim Vrbata	509	157	186	343	134	86	Paul MacDermid	172	32	42	74	379
12	Fredrik Olausson	496	86	249	335	196	87	Fredrik Sjostrom	261	32	41	73	126
13	Oliver Ekman-Larsson	657	116	218	334	412	88	Taylor Pyatt	223	39	34	73	89
14	David Babych	390	73	248	321	392	89	Trevor Letowski	206	30	43	73	58
15	Martin Hanzal	608	117	196	313	537	90	Dave Manson	205	14	59	73	559
16	Keith Yandle	558	65	246	311	372	91	Scottie Upshall	129	42	30	72	118
17	Teemu Selanne	231	147	159	306	87	92	Landon Wilson	183	32	36	68	180
18	Randy Carlyle	564	80	226	306	736	93	Kris King	341	28	40	68	762
19	Dave Ellett	475	95	204	299	504	94	Gilles Hamel	142	35	32	67	59
20	Brian Mullen	372	124	172	296	132	95	Mike Stapleton	253	28	39	67	143
21	Alexei Zhamnov	235	103	164	267	205	96	Greg Paslawski	114	27	40	67	24
22	Phil Housley	232	64	195	259	168	97	Mike Eagles	293	21	46	67	464
23	Ladislav Nagy	321	92	157	249	312	98	Doug Evans	127	24	42	66	209
24	Pat Elynuik	289	115	129	244	462	99	Jordan Martinook	247	26	39	65	103
25	Andrew McBain	408	101	129	230	421	100	Robert Picard	160	20	43	63	158
26	Darrin Shannon	451	77	149	226	328	101	Radoslav Suchy	372	12	51	63	74
27	Dallas Drake	382	82	143	225	328	102	Keith Carney	266	9	54	63	253
28	Mikkel Boedker	445	80	133	213	86	103	Bob Corkum	233	30	30	60	85
29	Dave Christian	230	79	130	209	73	104	Adrian Aucoin	221	13	46	59	150
30	Ron Wilson	536	75	134	209	236	105	Oleg Saprykin	126	25	34	59	104
31	Eddie Olczyk	214	95	106	201	235	106	Brendan Perlini	153	33	24	57	56
32	Daymond Langkow	316	79	117	196	146	107	Evgeny Davydov	91	32	24	56	74
33	Scott Arniel	406	80	112	192	336	108	Lee Stempniak	100	33	23	56	27
34	Willy Lindstrom	288	98	91	189	106	109	Danny Markov	136	10	46	56	103
35	Lucien DeBlois	235	87	102	189	208	110	Branko Radivojevic	150	25	31	56	103
36	Ed Jovanovski	332	47	117	164	336	111	Don Spring	259	1	54	55	80
37	Brent Ashton	222	66	95	161	135	112	Troy Murray	103	20	34	54	103
38	Mike Johnson	242	47	112	159	139	113	Brad May	154	24	30	54	234
39	Moe Mantha	318	31	125	156	203	114	Christian Fischer	157	29	25	54	41
40	Derek Morris	544	38	114	152	462	115	Jakob Chychrun	171	16	38	54	91
41	Antoine Vermette	291	70	79	149	223	116	David Moss	184	17	37	54	63
42	Daniel Briere	258	70	76	146	146	117	Brian Savage	134	24	29	53	66
43	Lauri Korpikoski	401	62	83	145	98	118	Michal Handzus	89	19	34	53	55
44	Steven Reinprecht	231	51	92	143	82	119	Richard Panik	110	22	30	52	56
45	Bengt Lundholm	275	48	95	143	72	120	Vernon Fiddler	147	14	38	52	92
46	Paul Mara	323	38	104	142	268	121	Daniel Winnik	202	18	34	52	100
47	Zbynek Michalek	612	32	108	140	258	122	Peter Marsh	81	24	27	51	68
48	Max Domi	222	36	99	135	185	123	Norm Maciver	112	11	40	51	88
49	Ray Whitney	157	41	93	134	52	124	David Schlemko	207	9	41	50	76
50	Mario Marois	255	17	116	133	178	125	Stephane Quintal	124	14	35	49	197
51	Rick Tocchet	213	64	66	130	371	126	Stu Barnes	102	25	23	48	44
52	Ray Neufeld	249	61	66	127	388	127	Connor Murphy	259	13	36	49	145
53	Craig Janney	158	32	94	126	38	128	Igor Ulanov	176	5	43	48	385
54	Tim Watters	438	21	101	122	760	129	Mike Ribeiro	80	16	31	47	52
55	Clayton Keller	167	37	77	114	48	130	Peter Taglianetti	207	10	37	47	604
56	Norm Dupont	181	47	67	114	38	131	Geoff Sanderson	75	25	21	46	58
57	Cliff Ronning	156	32	81	113	64	132	Danny Geoffrion	79	20	26	46	82
58	Nelson Emerson	131	47	64	111	106	133	Kyle Turris	137	19	27	46	43
59	Tobias Rieder	292	51	60	111	36	134	Tim Trimper	140	23	23	46	138
60	Peter Mueller	207	39	68	107	64	135	Mika Alatalo	152	17	29	46	58
61	Oleg Tverdovsky	241	24	83	107	80	136	Nick Cousins	152	19	27	46	66
62	Perry Turnbull	172	43	57	100	357	137	Craig Norwich	70	10	35	45	36
63	Michael Stone	324	24	72	96	190	138	Ossi Vaananen	291	10	35	45	333
64	Mike Comrie	132	45	50	95	91	139	Alex Galchenyuk	72	19	22	41	34
65	Alex Goligoski	233	21	74	95	70	140	Phil Sykes	170	25	18	43	157
66	Jyrki Lumme	192	19	74	93	122	141	Olli Jokinen	57	21	21	42	49
67	Derek Stepan	154	29	62	91	40	142	Daniel Carcillo	129	20	21	41	572
68	Igor Korolev	159	33	58	91	80	143	Mike Eastwood	126	18	23	41	28
69	Mike Gartner	142	44	46	90	62	144	Sam Gagner	81	15	26	41	28
70	Luciano Borsato	203	35	55	90	113	145	Boyd Gordon	188	14	27	41	28
71	Greg Adams	144	38	51	89	40	146	Danton Cole	98	21	19	40	92
72	Iain Duncan	127	34	55	89	149	147	Owen Nolan	76	16	24	40	56
73	Juha Ylonen	261	22	65	87	80	148	Tie Domi	173	15	25	40	724
74	Keith Ballard	233	19	68	87	243	149	Eric Belanger	82	13	27	40	36
75	Deron Quint	271	27	56	83	104	150	Vinnie Hinostroza	72	16	23	39	14

#	PLAYER	GP	G	A	PTS	PIM	#	PLAYER	GP	G	A	PTS	PIM
151	Kevin Connaughton	185	16	23	39	105	226	Travis Roche	50	6	13	19	22
152	Raffi Torres	107	20	18	38	96	227	Bill Derlago	57	8	11	19	18
153	Jim Nill	141	17	21	38	209	228 Niklas Hjalmarsson	130	1	18	19	62	
154 Lawson Crouse	164	17	21	38	122	229	Ramzi Abid	30	10	8	18	30	
155	Niko Kapanen	98	12	25	37	42	230	Jamie Lundmark	38	5	13	18	36
156	Hannu Jarvenpaa	114	11	26	37	83	231 Conor Garland	47	13	5	18	12	
157	Martin Erat	96	11	26	37	54	232	Steve Rooney	86	9	9	18	274
158	Tony Amonte	59	13	23	36	26	233	Mike Ricci	85	10	7	17	73
159	Jim Kyte	399	11	25	36	772	234	Bill Thomas	40	9	8	17	10
160	Mark Kumpel	141	19	16	35	50	235	Jamie McGinn	72	9	8	17	23
161	Randy Gilhen	185	18	17	35	151	236	Jayson More	64	6	11	17	90
162	Krystofer Kolanos	109	17	18	35	74	237	Daniel Cleary	68	6	11	17	42
163	Tim Young	44	15	19	34	25	238	Al Cameron	92	4	13	17	93
164	Wojtek Wolski	54	12	22	34	16	239	John Slaney	55	3	14	17	24
165	Lars-Erik Sjoberg	79	7	27	34	48	240	Mark Arcobello	27	9	7	16	6
166	Rob Klinkhammer	113	19	15	34	33	241 Michael Grabner	41	9	7	16	8	
167	Yanic Perreault	49	19	14	33	30	242	Sergei Berezin	41	7	9	16	4
168	Joe Juneau	69	10	23	33	28	243	Anders Steen	42	5	11	16	22
169	Mike Sullivan	256	13	20	33	66	244	Dylan Strome	48	7	9	16	14
170	Bryan Maxwell	102	8	25	33	268	245	Murray Eaves	49	4	12	16	7
171	Petr Prucha	109	15	18	33	33	246	David Tanabe	66	5	11	16	30
172	Josh Archibald	107	17	16	33	40	247	Jeff Finley	130	4	12	16	121
173	Mike Sullivan	256	13	20	33	66	248	John Leblanc	38	12	3	15	10
174	Kris Manery	63	19	13	32	30	249	Lorne Stamler	62	8	7	15	12
175	Darren Turcotte	59	16	16	32	26	250	Andrei Nazarov	122	10	5	15	311
176	Mark Osborne	80	12	20	32	124	251	Stan Neckar	130	4	11	15	109
177	Wade Campbell	185	9	23	32	245	252	Luke Schenn	142	2	13	15	120
178	Dave Scatchard	93	14	17	31	156	253 Nick Schmaltz	17	5	9	14	2	
179	Jan Hrdina	59	11	19	30	38	254	Mike Sillinger	60	8	6	14	54
180	Chris Gratton	82	11	19	30	114	255	Mike York	63	6	8	14	4
181	Sergei Bautin	130	5	25	30	174	256	Gilbert Brule	36	5	9	14	13
182	Larry Hopkins	60	13	16	29	26	257	Tyson Nash	119	3	11	14	194
183	Gord Donnelly	173	12	17	29	726	258	Mike Lalor	79	3	11	14	90
184	Robert Lang	64	9	20	29	28	259	Anthony DeAngelo	39	5	9	14	37
185	Boris Mironov	65	7	22	29	96	260	Alexander Burmistrov	26	5	9	14	6
186	Bryan Erickson	73	6	23	29	20	261	J.J. Daigneault	88	1	13	14	54
187	Brad Berry	163	4	25	29	196	262	Shawn Cronin	193	1	13	14	703
188	Enver Lisin	78	18	10	28	46	263	Robert Reichel	13	7	6	13	4
189	Jeff Taffe	98	15	13	28	26	264	Ryan White	46	7	6	13	70
190 Jason Demers	104	8	20	28	49	265	Chad Kilger	63	6	7	13	29	
191	Paul Ysebaert	60	9	18	27	18	266	Mario Kempe	70	6	7	13	22
192	Darryl Shannon	108	7	20	27	138	267	Todd Fedoruk	72	6	7	13	72
193	Serge Savard	123	6	21	27	55	268	Jim Johnson	71	5	8	13	92
194	Mike Zigomanis	108	16	10	26	52	269	Alex Tanguay	18	4	9	13	8
195	Joel Perrault	78	12	14	26	68	270	Benoit Hogue	27	3	10	13	10
196	Rostislav Klesla	144	7	19	26	112	271	Dennis Seidenberg	66	2	11	13	30
197	Brad Isbister	98	13	12	25	148	272	Barry Melrose	92	5	7	12	164
198	Rick Bowness	45	8	17	25	45	273	Jeff Halpern	69	5	7	12	24
199	Barry Long	70	6	19	25	46	274	Steve Sullivan	33	5	7	12	20
200	Scott Campbell	77	4	21	25	191	275	Jim Vandermeer	62	4	8	12	60
201	Todd Simpson	146	4	21	25	299	276	Kelly Buchberger	79	3	9	12	109
202	Russ Romaniuk	85	10	14	24	46	277	Ross Cory	51	2	10	12	41
203	Jude Drouin	85	8	16	24	54	278	Bob Essensa	311	0	12	12	18
204	Dean Kennedy	172	5	19	24	269	279	Randy Cunneynworth	28	5	6	11	34
205	Gerald Diduck	133	9	14	23	213	280	Peter Holland	40	5	6	11	18
206	Doug Lecuyer	45	6	17	23	66	281	Oleg Kvasha	15	4	7	11	6
207	Nick Boynton	138	5	18	23	263	282	Craig Weller	59	3	8	11	80
208	Viktor Tikhonov	100	11	11	22	34	283	Petr Nedved	25	2	9	11	34
209	Craig Levie	62	8	14	22	80	284	Wayne McBean	31	2	9	11	24
210	Boyd Devereaux	78	8	14	22	44	285	Denis Gauthier	45	2	9	11	61
211	Georges Laraque	56	5	17	22	52	286	Klas Dahlbeck	90	2	9	11	34
212	Sami Lepisto	117	5	17	22	97	287	Ken Klee	68	1	10	11	24
213	Jim McKenzie	202	12	9	21	548	288	Matt Jones	106	1	10	11	63
214	John Markell	52	11	10	21	36	289	Bobby Hull	18	4	6	10	0
215	Mike Leclerc	35	9	12	21	29	290	Patrick Fischer	27	4	6	10	24
216	Jimmy Mann	202	9	12	21	598	291	Rick Dudley	30	5	5	10	28
217	Paul Bissonnette	187	7	14	21	318	292	Kevin Porter	38	5	5	10	4
218	Joakim Lindstrom	44	9	11	20	28	293	Josh Jooris	42	3	7	10	10
219	John Druce	50	6	14	20	37	294	Wyatt Smith	54	3	7	10	13
220 Jordan Oesterle	71	6	14	20	12	295	Neil Wilkinson	61	2	8	10	108	
221	Cale Hulse	82	3	17	20	123	296	Aaron Broten	25	4	5	9	14
222	Mathias Tjarnqvist	104	9	11	20	36	297	Brandon McMillan	72	3	6	9	20
223	Michal Rozsival	87	4	15	19	54	298	Joe Vitale	71	3	6	9	41
224	Lyle Moffat	74	10	9	19	38	299	Jerry Butler	42	3	6	9	14
225	Brad Jones	47	9	10	19	6	300	David Hale	48	3	6	9	36

#	PLAYER	GP	G	A	PTS	PIM	#	PLAYER	GP	G	A	PTS	PIM
301	Chris Summers	64	2	7	9	47	376	Josh Gratton	64	2	1	3	223
302	Barry Legge	76	1	8	9	126	377	Mark Janssens	7	1	2	3	4
303	Jordy Douglas	24	4	4	8	8	378	Petteri Nokelienon	22	1	2	3	6
304	Brent Hughes	39	4	4	8	115	379	Joel Bouchard	32	1	2	3	22
305	Mike Hartman	75	4	4	8	264	380	Greg Brown	9	0	3	3	17
306	Drake Berehowsky	39	2	6	8	69	381	Anders Eriksson	12	0	3	3	2
307	Tim Kennedy	37	2	6	8	4	382	Paul Pooley	15	0	3	3	0
308	Lyle Odelein	16	1	7	8	19	383	Todd Warriner	18	0	3	3	8
309	Kevyn Adams	33	1	7	8	8	384	Mikhail Shtalenkov	19	0	3	3	2
310	Sean O'Donnell	57	1	7	8	121	385	Anssi Melametsa	27	0	3	3	2
311	Jim Cummins	75	1	7	8	237	386	Oleg Mikulchik	29	0	3	3	29
312	Mike Smith	312	1	7	8	42	387	Robert Esche	58	0	3	3	22
313	Brian Hayward	165	0	8	8	37	388	Pierre Hamel	64	0	3	3	14
314	Jocelyn Lemieux	32	4	3	7	27	389	Daniel Berthiaume	120	0	3	3	20
315	Zac Rinaldo	53	5	2	7	44	390	Ilya Bryzgalov	257	0	3	3	12
316	Louie DeBrusk	115	4	3	7	191	391	Brett MacLean	13	2	1	3	2
317	Paul Ranheim	40	3	4	7	10	392	Craig Duncanson	7	2	0	2	16
318	Nicklas Grossmann	58	3	4	7	24	393	Ivan Novoseltsev	17	2	0	2	6
319	Rob Murray	49	2	5	7	34	394	Stu Kulak	18	2	0	2	24
320	Todd Gill	41	1	6	7	30	395	Jordan Weal	19	1	1	2	0
321	Kurt Sauer	69	1	6	7	36	396	Tom Martin	24	2	0	2	91
322	Michel Petit	32	4	2	6	77	397	Don MacLean	9	1	1	2	0
323	Nick Johnson	17	4	2	6	0	398	Dustin Jeffrey	7	1	1	2	2
324	B. J. Crombeen	58	3	3	6	79	399	Chris Conner	12	1	1	2	2
325	Steve Downie	26	3	3	6	53	400	Iain Fraser	12	1	1	2	4
326	Stefan Elliott	19	2	4	6	4	401	Erik Westrum	15	1	1	2	20
327	Mikael Renberg	10	2	4	6	2	402	Tye McGinn	18	1	1	2	10
328	Dave Silk	32	2	4	6	63	403	Denis Pederson	19	1	1	2	20
329	Bryan Marchment	37	2	4	6	121	404	Stephen Leach	22	1	1	2	37
330	Mark Plantery	25	1	5	6	14	405	Chris Joseph	33	1	1	2	16
331	Don Barber	27	1	5	6	18	406	Anatoli Fedotov	1	0	2	2	0
332	Hilliard Graves	35	1	5	6	15	407	Craig Mills	4	0	2	2	0
333	Brad McCrimmon	37	1	5	6	18	408	Adam Clendenning	5	0	2	2	2
334	Murray Baron	53	1	5	6	110	409	Todd Reirden	7	0	2	2	4
335	Ed Staniowski	62	0	6	6	4	410	Shaun Heshka	8	0	2	2	4
336	Brad Ference	78	0	6	6	131	411	Markku Kyllonen	9	0	2	2	2
337	Doug Soetaert	130	0	6	6	38	412	Brian McReynolds	9	0	2	2	4
338	Nikolai Khabibulin	284	0	6	6	62	413	Jiri Sekac	11	0	2	2	10
339	Bill Riley	14	3	2	5	7	414	Nigel Dawes	12	0	2	2	0
340	Michal Grosek	28	3	2	5	21	415	Jyrki Seppa	13	0	2	2	6
341	Lucas Lessio	29	2	3	5	10	416	Andy Brickley	14	0	2	2	2
342	Cal O'Reilly	22	2	3	5	2	417	Joel Baillargeon	15	0	2	2	27
343	Sergei Kharin	7	2	3	5	2	418	Andy Miele	15	0	2	2	11
344	Petri Skriko	15	2	3	5	4	419	Brendan Bell	16	0	2	2	8
345	Tom Bladon	9	0	5	5	13	420	John Bethel	17	0	2	2	4
346	Jamie Rivers	18	0	5	5	26	421	Arto Blomsten	19	0	2	2	8
347	Bobby Dollas	56	0	5	5	66	422	Dallas Eakins	20	0	2	2	48
348	Andrew Ebbett	33	2	3	5	4	423	Peter Douris	21	0	2	2	0
349	John Moore	19	1	4	5	11	424	Markus Mattsson	52	0	2	2	0
350	Craig Cunningham	29	1	4	5	4	425	Rick Tabaracci	61	0	2	2	22
351	David Rundblad	26	0	5	5	6	426	Darcy Kuemper	65	0	2	2	14
352	Ilya Lyubushkin	41	0	4	4	13	427	Mikael Tellqvist	67	0	2	2	2
353	Jordan Szwarz	35	4	0	4	21	428	Tony Joseph	2	1	0	1	0
354	Dave Hunter	34	3	1	4	61	429	Ryan Stewart	3	1	0	1	0
355	Laurent Dauphin	35	3	1	4	18	430	Teemu Pulkkinen	4	1	0	1	4
356	Brandon Gormley	32	2	2	4	12	431	Mark Osiecki	4	1	0	1	2
357	Yanick Lehoux	10	2	2	4	6	432	Justin Hodgman	5	1	0	1	2
358	Steven Goertzen	16	2	2	4	24	433	Michael Bunting	5	1	0	1	2
359	Patrick O'Sullivan	23	2	2	4	2	434	Sandy Beadle	6	1	0	1	2
360	Gord McTavish	10	1	3	4	2	435	David Oliver	9	1	0	1	2
361	Dmitri Kalinin	15	1	3	4	6	436	Moe Lemay	10	1	0	1	14
362	Affie Turcotte	17	1	3	4	2	437	Pat Daley	12	1	0	1	13
363	Craig Muni	25	1	3	4	37	438	Craig Endean	2	0	1	1	0
364	Jason Doig	28	1	3	4	50	439	Mike Lauen	3	0	1	1	0
365	Dave Tomlinson	31	1	3	4	24	440	Matt Murley	3	0	1	1	0
366	Mathieu Schneider	8	0	4	4	4	441	Mark Holden	4	0	1	1	0
367	Marc-Antoine Pouliot	13	0	4	4	2	442	Brett Hull	5	0	1	1	0
368	Richard Mulhern	19	0	4	4	14	443	Todd Fliche	6	0	1	1	4
369	Tyler Gaudet	20	1	3	4	0	444	Bob Guindon	6	0	1	1	0
370	Alain Chevrier	22	0	4	4	2	445	Sean Gagnon	7	0	1	1	21
371	Sean Burke	211	0	4	4	52	446	Alan Kerr	7	0	1	1	2
372	Trevor Murphy	8	1	2	3	0	447	Michael Rupp	7	0	1	1	6
373	Kris Draper	20	3	0	3	9	448	Jeff Hoggan	8	0	1	1	9
374	Dave Hoyda	24	2	1	3	42	449	Jason Jaspers	9	0	1	1	6
375	Tavis Hansen	34	2	1	3	16	450	Dan McFall	9	0	1	1	0

#	PLAYER	GP	G	A	PTS	PIM	#	PLAYER	GP	G	A	PTS	PIM
451	Guy Larose	10	0	1	1	14	526	Jean-Guy Trudel	4	0	0	0	2
452	Jamie Huscroft	11	0	1	1	27	527	Craig Fisher	4	0	0	0	2
453	Scott Levins	11	0	1	1	23	528	Ravil Gusmanov	4	0	0	0	0
454	Brandon Prust	11	0	1	1	29	529	Simon Wheeldon	4	0	0	0	4
455	John Scott	11	0	1	1	25	530	Michael Morrison	4	0	0	0	0
456	Brendan Shinnimin	12	0	1	1	8	531	Chad Johnson	4	0	0	0	0
457	Sergei Plotnikov	13	0	1	1	4	532	Guy Gosselin	5	0	0	0	6
458	Darcy Wakaluk	16	0	1	1	4	533	Scott Langkow	5	0	0	0	0
459	Nolan Yonkman	16	0	1	1	39	534	Brian McGrattan	5	0	0	0	22
460	Anders Lindback	19	0	1	1	0	535	Joel Hanley	5	0	0	0	0
461	Steve Gainey	20	0	1	1	20	536	Al Montoya	5	0	0	0	0
462	Craig Martin	20	0	1	1	19	537	Kent Paynter	5	0	0	0	4
463	Scott Pellerin	23	0	1	1	8	538	Rudy Poeschek	5	0	0	0	22
464	Bryan Helmer	28	0	1	1	33	539	Frank Banham	5	0	0	0	2
465	Stewart Malgunas	29	0	1	1	32	540	Alex Grant	5	0	0	0	7
466	Dan Bouchard	32	0	1	1	48	541	Philippe Sauve	5	0	0	0	0
467	Andrew Campbell	33	0	1	1	10	542	Calvin Pickard	6	0	0	0	0
468	Brent Thompson	40	0	1	1	106	543	Jean-Marc Pelletier	6	0	0	0	0
469	Bill Lesuk	49	0	1	1	43	544	Don MacIver	6	0	0	0	2
470	Antti Raanta	59	0	1	1	0	545	Kevin McClelland	6	0	0	0	19
471	Matthew Spiller	59	0	1	1	67	546	Sebastien Bordeleau	6	0	0	0	2
472	Stephane Beauregard	74	0	1	1	6	547	Mike Hudson	7	0	0	0	0
473	Tim Cheveldae	74	0	1	1	4	548	Jarred Tinordi	7	0	0	0	12
474	Louis Domingue	84	0	1	1	0	549	Brian Noonan	7	0	0	0	0
475	Brian Boucher	96	0	1	1	4	550	Dominic Roussel	7	0	0	0	2
476	Curtis Joseph	115	0	1	1	28	551	Tyler Bouck	7	0	0	0	4
477	Eldon Reddick	117	0	1	1	20	552	Martin Grenier	8	0	0	0	5
478	Nick Merkley	1	0	0	0	2	553	Philip Samuelsson	8	0	0	0	2
479	Hunter Miska	1	0	0	0	0	554	Mike Veisor	8	0	0	0	0
480	David Aebischer	1	0	0	0	0	555	Harijs Vitolinsh	8	0	0	0	4
481	Darren Boyko	1	0	0	0	0	556	Brent Johnson	8	0	0	0	0
482	Dave Chartier	1	0	0	0	0	557	Freddie Hamilton	8	0	0	0	0
483	Jeff Christian	1	0	0	0	0	558	Tim Jackman	8	0	0	0	21
484	Parris Duffus	1	0	0	0	0	559	Alex Auld	9	0	0	0	0
485	J.F. Jomphe	1	0	0	0	2	560	Patrick DesRochers	9	0	0	0	2
486	Yan Kaminsky	1	0	0	0	0	561	Paul Boutilier	9	0	0	0	10
487	Ron Loustel	1	0	0	0	0	562	Tom Draper	9	0	0	0	0
488	Curtis McElhinney	1	0	0	0	0	563	Gerry Rioux	9	0	0	0	6
489	Eric Selleck	1	0	0	0	5	564	Brad Tiley	9	0	0	0	0
490	Christian Thomas	1	0	0	0	0	565	Mike Stutzel	9	0	0	0	0
491	Alexander Nikulin	1	0	0	0	0	566	Dakota Mermis	10	0	0	0	0
492	Jason Simon	1	0	0	0	0	567	Garth Murray	10	0	0	0	12
493	Glenn Tomalty	1	0	0	0	0	568	John Gibson	11	0	0	0	14
494	Andrei Vasilyev	1	0	0	0	0	569	Chris Brown	11	0	0	0	19
495	Mark Visheau	1	0	0	0	0	570	Wayne Dillon	13	0	0	0	2
496	Brad Ralph	1	0	0	0	0	571	Gord Smith	13	0	0	0	8
497	Kirill Safronov	1	0	0	0	0	572	Michel Dion	14	0	0	0	2
498	Pascal Rheaume	1	0	0	0	0	573	Marcel Hossa	14	0	0	0	4
499	Matt Watkins	1	0	0	0	0	574	Denis Chasse	15	0	0	0	12
500	Mark Visentin	1	0	0	0	0	575	Steve Penney	15	0	0	0	7
501	Dylan Reese	1	0	0	0	0	576	David Cullen	16	0	0	0	6
502	Mike McKenna	1	0	0	0	0	577	Adin Hill	17	0	0	0	0
503	Marek Langhamer	2	0	0	0	0	578	Ed Ronan	17	0	0	0	16
504	Pavel Brendl	2	0	0	0	0	579	Dan Focht	18	0	0	0	21
505	Ryan Caldwell	2	0	0	0	2	580	Dwight Schofield	18	0	0	0	33
506	Kevin Dahl	2	0	0	0	0	581	Alexandre Bolduc	19	0	0	0	6
507	Joe Dziedzic	2	0	0	0	0	582	Mike Amodeo	19	0	0	0	2
508	Matt Hervey	2	0	0	0	4	583	Devan Dubnyk	19	0	0	0	0
509	Niklas Treutle	2	0	0	0	0	584	Zac Bierk	20	0	0	0	4
510	Pat Jablonski	2	0	0	0	0	585	Scott Wedgewood	20	0	0	0	2
511	Bob Joyce	2	0	0	0	0	586	Mike O'Neill	20	0	0	0	0
512	Josh Tordjman	2	0	0	0	0	587	Gary Smith	20	0	0	0	25
513	Garrett Stafford	2	0	0	0	0	588	David LeNeveu	21	0	0	0	0
514	Pete Vandermeer	2	0	0	0	0	589	Lindsay Middlebrook	24	0	0	0	0
515	Bill Whelton	2	0	0	0	0	590	Thomas Greiss	25	0	0	0	0
516	Brandon Yip	2	0	0	0	0	591	Darcy Hordichuk	26	0	0	0	96
517	Kyle Capobianco	3	0	0	0	0	592	Jimmy Waite	33	0	0	0	4
518	Jamie McBain	3	0	0	0	0	593	Marc Behrend	39	0	0	0	0
519	Jason Cirone	3	0	0	0	2	594	Jason LaBarbera	58	0	0	0	4
520	Steve Fletcher	3	0	0	0	5							
521	Jim Hrivnak	3	0	0	0	0							
522	Kevin Sawyer	3	0	0	0	12							
523	Goran Bezina	3	0	0	0	2							
524	Ryan Hollweg	3	0	0	0	0							
525	Henrik Samuelsson	3	0	0	0	2							

NAME	POS	TEAM	REGULAR SEASON					PLAYOFFS					FROM	TO
			GP	G	A	PTS	PIM	GP	G	A	PTS	PIM		
ABID, Ramzi	LW	PHX	30	10	8	18	30	-	-	-	-	-	2002-03	2002-03
ADAMS, Greg	LW	PHX	144	38	51	89	40	8	1	0	1	0	1998-99	1999-00
ADAMS, Kevyn	C	PHX	33	1	7	8	8	-	-	-	-	-	2006-07	2006-07
AEBISCHER, David	G	PHX	1	0	0	0	0	-	-	-	-	-	2007-08	2007-08
ALATALO, Mika	LW	PHX	152	17	29	46	58	5	0	0	0	2	1999-00	2000-01
AMODEO, Mike	D	WPG	19	0	0	0	2	-	-	-	-	-	1979-80	1979-80
AMONTE, Tony	RW	PHX	59	13	23	36	26	-	-	-	-	-	2002-03	2002-03
ARCHIBALD, Josh	RW	ARI	107	17	16	33	40	-	-	-	-	-	2017-18	2018-19
ARCOBELLO, Mark	C	ARI	27	9	7	16	6	-	-	-	-	-	2014-15	2014-15
ARNIEL, Scott	C	WPG	406	80	112	192	336	18	1	2	3	26	1981-82	1985-86
													1990-91	1990-91
ASHTON, Brent	LW	WPG	222	66	95	161	135	7	3	1	4	2	1988-89	1991-92
AUCOIN, Adrian	D	PHX	221	13	46	59	150	22	0	4	4	22	2009-10	2011-12
AULD, Alex	G	PHX	9	0	0	0	0	-	-	-	-	-	2007-08	2007-08
BABYCH, David	D	WPG	390	73	248	321	392	18	4	10	14	35	1980-81	1985-86
BAILLARGEON, Joel	LW	WPG	15	0	2	2	27	-	-	-	-	-	1986-87	1987-88
BALLARD, Keith	D	PHX	233	19	68	87	243	-	-	-	-	-	2005-06	2007-08
BANHAM, Frank	RW	PHX	5	0	0	0	2	-	-	-	-	-	2002-03	2002-03
BARBER, Don	LW	WPG	27	1	5	6	18	-	-	-	-	-	1990-91	1991-92
BARNES, Stu	C	WPG	102	25	23	48	44	6	1	3	4	2	1991-92	1993-94
BARON, Murray	D	PHX	53	1	5	6	110	7	0	2	2	6	1996-97	1997-98
BAUTIN, Sergei	D	WPG	130	5	25	30	174	-	-	-	-	-	1992-93	1993-94
BEADLE, Sandy	LW	WPG	6	1	0	1	2	-	-	-	-	-	1980-81	1980-81
BEAUREGARD, Stephane	G	WPG	74	0	1	1	6	40	0	0	0	0	1989-90	1991-92
													1993-94	1993-94
BEHREND, Marc	G	WPG	39	0	0	0	0	7	0	0	0	0	1983-84	1985-86
BELANGER, Eric	C	PHX	82	13	27	40	36	4	0	0	0	2	2010-11	2010-11
BELL, Brendan	D	PHX	16	0	2	2	8	-	-	-	-	-	2006-07	2007-08
BEREHOWSKY, Drake	D	PHX	39	2	6	8	69	5	0	1	1	4	2001-02	2002-03
BEREZIN, Sergei	LW	PHX	41	7	9	16	4	-	-	-	-	-	2001-02	2001-02
BERRY, Brad	D	WPG	163	4	25	29	196	11	0	1	1	14	1985-86	1989-90
BERTHIAUME, Daniel	G	WPG	120	0	3	3	20	14	0	0	0	0	1986-87	1989-90
BETHEL, John	LW	WPG	17	0	2	2	4	-	-	-	-	-	1979-80	1979-80
BEZINA, Goran	LW	PHX	3	0	0	0	2	-	-	-	-	-	2003-04	2003-04
BIERK, Zac	G	PHX	20	0	0	0	4	-	-	-	-	-	2002-03	2003-04
BISSONNETTE, Paul	LW	PHX	187	7	14	21	318	4	0	0	0	15	2009-10	2013-14
BLADON, Tom	D	WPG	9	0	5	5	13	-	-	-	-	-	1980-81	1980-81
BLOMSTEN, Arto	D	WPG	19	0	2	2	8	-	-	-	-	-	1993-94	1994-95
BOEDKER, Mikkel	LW	ARI	445	80	133	213	86	20	4	5	9	2	2008-09	2015-16
BOLDUC, Alexandre	C	PHX	16	0	0	0	4	-	-	-	-	-	2011-12	2012-13
													2014-15	2014-15
													2001-02	2001-02
BORDELEAU, Sebastien	C	PHX	6	0	0	0	2	-	-	-	-	-	2001-02	2001-02
BORSATO, Luciano	C	WPG	203	35	55	90	113	7	1	0	1	4	1990-91	1994-95
BOSCHMAN, Laurie	C	WPG	526	152	227	379	1338	34	5	10	15	87	1982-83	1989-90
BOUCHARD, Dan	G	WPG	32	0	1	1	48	1	0	0	0	2	1985-86	1985-86
BOUCHARD, Joel	D	PHX	32	1	2	3	22	-	-	-	-	-	2000-01	2000-01
BOUCHER, Brian	G	PHX	96	0	1	1	4	-	-	-	-	-	2002-03	2005-06
BOUCK, Tyler	RW	PHX	7	0	0	0	4	-	-	-	-	-	2001-02	2001-02
BOUTILIER, Paul	D	WPG	9	0	0	0	10	5	0	0	0	15	1987-88	1988-89
BOWNESS, Rick	RW	WPG	45	8	17	25	45	-	-	-	-	-	1980-81	1980-81
BOYKO, Darren	C	WPG	1	0	0	0	0	-	-	-	-	-	1988-89	1988-89
BOYNTON, Nick	D	PHX	138	5	18	23	263	-	-	-	-	-	2006-07	2007-08
BRENDL, Pavel	RW	PHX	2	0	0	0	0	-	-	-	-	-	2005-06	2005-06
BRICKLEY, Andy	LW	WPG	14	0	2	2	2	1	1	1	2	0	1992-93	1993-94
BRIERE, Daniel	C	PHX	258	70	76	146	146	6	2	1	3	2	1997-98	2002-03
BROTEN, Aaron	C	WPG	25	4	5	9	14	7	2	2	4	12	1991-92	1991-92
BROWN, Chris	RW	PHX	11	0	0	0	19	-	-	-	-	-	2012-13	2013-14
BROWN, Greg	D	WPG	9	0	3	3	17	-	-	-	-	-	1994-95	1994-95
BRULE, Gilbert	C	PHX	36	5	9	14	13	12	2	1	3	0	2011-12	2011-12
													2013-14	2013-14
BRYZGALOV, Ilya	G	PHX	257	0	3	3	12	11	0	0	0	0	2007-08	2010-11
BUCHBERGER, Kelly	C	PHX	79	3	9	12	109	-	-	-	-	-	2002-03	2002-03
BUNTING, Michael	LW	ARI	5	1	0	1	2	-	-	-	-	-	2018-19	2018-19
BURKE, Sean	G	PHX	211	0	4	4	52	10	0	2	2	0	1999-00	2003-04
BURMISTROV, Alexander	C	ARI	26	5	9	14	6	-	-	-	-	-	2016-17	2016-17
BUTLER, Jerry	RW	WPG	42	3	6	9	14	-	-	-	-	-	1982-83	1982-83
CALDWELL, Ryan	D	PHX	2	0	0	0	2	-	-	-	-	-	2007-08	2007-08
CAMERON, Al	D	WPG	92	4	13	17	93	-	-	-	-	-	1979-80	1980-81
CAMPBELL, Andrew	D	ARI	33	0	1	1	10	-	-	-	-	-	2014-15	2014-15
CAMPBELL, Scott	D	WPG	77	4	21	25	191	-	-	-	-	-	1979-80	1980-81
CAMPBELL, Wade	D	WPG	185	9	23	32	245	6	0	0	0	9	1982-83	1985-86
CARCILLO, Daniel	LW	PHX	129	20	21	41	572	-	-	-	-	-	2006-07	2008-09
CAPOBIANCO, Kyle	D	ARI	3	0	0	0	0	-	-	-	-	-	2017-18	2018-19
CARLYLE, Randy	D	WPG	564	80	226	306	736	31	3	14	17	51	1983-84	1992-93
CARNEY, Keith	D	PHX	266	9	54	63	253	18	1	2	3	31	1997-98	2000-01
CHARTIER, Dave	C	WPG	1	0	0	0	0	-	-	-	-	-	1980-81	1980-81
CHASSE, Denis	RW	WPG	15	0	0	0	12	-	-	-	-	-	1995-96	1995-96
CHEVELDAE, Tim	G	WPG	74	0	1	1	4	-	-	-	-	-	1993-94	1995-96

NAME	POS	TEAM	REGULAR SEASON				PLAYOFFS				FROM	TO		
			GP	G	A	PTS	PIM	GP	G	A			PTS	PIM
CHEVRIER, Alain	G	WPG	22	0	4	4	2	-	-	-	-	-	1988 89	1988 89
CHIPCHURA, Kyle	C	ARI	319	21	55	76	257	15	1	3	4	7	2011-12	2015-16
CHRISTIAN, Dave	C	WPG	230	79	130	209	73	7	0	1	1	2	1979 80	1982 83
CHRISTIAN, Jeff	LW	PHX	1	0	0	0	0	-	-	-	-	-	1997-98	1997-98
CHYCHRUN, Jakob	D	ARI	171	16	38	54	91	-	-	-	-	-	2016-17	2018-19
CIRONE, Jason	C	WPG	3	0	0	0	2	-	-	-	-	-	1991 92	1991 92
CLEARY, Daniel	RW	PHX	68	6	11	17	42	-	-	-	-	-	2003-04	2003-04
CLENDENING, Adam	D	ARI	5	0	2	2	2	-	-	-	-	-	2017-18	2017-18
COLE, Danton	RW	WPG	98	21	19	40	92	-	-	-	-	-	1988 89	1991 92
COMRIE, Mike	C	PHX	132	45	50	95	91	-	-	-	-	-	2003-04	2006-07
CONNAUTON, Kevin	D	ARI	183	16	23	39	105	-	-	-	-	-	2015-16	2018-19
CONNER, Chris	RW	PHX	12	1	1	2	2	-	-	-	-	-	2012-13	2012-13
CORKUM, Bob	C	PHX	233	30	30	60	85	20	3	3	6	12	1996-97	1998-99
CORY, Ross	D	WPG	51	2	10	12	41	-	-	-	-	-	1979 80	1980 81
COUSINS, Nick	C	ARI	152	19	27	46	66	-	-	-	-	-	2017-18	2018-19
CROMBEEN, B.J.	RW	ARI	58	3	3	6	79	-	-	-	-	-	2014-15	2014-15
CRONIN, Shawn	D	WPG	193	1	13	14	703	9	0	0	0	13	1989 90	1991 92
CROUSE, Lawson	LW	ARI	164	17	21	38	122	-	-	-	-	-	2016-17	2018-19
CULLEN, David	D	PHX	16	0	0	0	6	-	-	-	-	-	2000-01	2001-02
CUMMINS, Jim	RW	PHX	75	1	7	8	237	6	0	1	1	4	1997-98	1998-99
CUNNEYWORTH, Randy	LW	WPG	28	5	6	11	34	-	-	-	-	-	1989 90	1989 90
CUNNINGHAM, Craig	LW	ARI	29	1	4	5	4	-	-	-	-	-	2014-15	2015-16
DAHL, Kevin	D	PHX	2	0	0	0	0	-	-	-	-	-	1996-97	1996-97
DAHLBECK, Klas	D	ARI	90	2	9	11	34	-	-	-	-	-	2014-15	2015-16
DAIGNEAULT, J.J.	D	PHX	88	1	13	14	54	7	0	0	0	8	1998-99	1999-00
DALEY, Pat	LW	WPG	12	1	0	1	13	-	-	-	-	-	1979 80	1980 81
DAUPHIN, Laurent	C	ARI	35	3	1	4	18	-	-	-	-	-	2015-16	2018-19
DAVYDOV, Evgeny	RW	WPG	91	32	24	56	74	11	2	2	4	2	1991 92	1992 93
DAWES, Nigel	LW	PHX	12	0	2	2	0	-	-	-	-	-	2008-09	2008-09
DeANGELO, Anthony	D	ARI	39	5	9	14	37	-	-	-	-	-	2016-17	2016-17
DEBLOIS, Lucien	C	WPG	235	87	102	189	208	15	3	2	5	15	1981 82	1983 84
													1991 92	1991 92
DeBRUSK, Louie	LW	PHX	115	4	3	7	191	9	2	0	2	6	1998-99	2000-01
DEMERS, Jason	D	ARI	104	8	20	28	49	-	-	-	-	-	2017-18	2018-19
DERLAGO, Bill	C	WPG	27	5	5	10	6	3	1	0	1	0	1985 86	1985 86
DesROCHERS, Patrick	G	PHX	9	0	0	0	2	-	-	-	-	-	2001-02	2002-03
DEVEREAUX, Boyd	C	PHX	78	8	14	22	44	-	-	-	-	-	2005-06	2005-06
DIDUCK, Gerald	D	PHX	133	9	14	23	213	16	0	2	2	32	1996-97	1998-99
DILLON, Wayne	C	WPG	13	0	0	0	2	-	-	-	-	-	1979 80	1979 80
DION, Michel	G	WPG	14	0	0	0	2	-	-	-	-	-	1980 81	1980 81
DOAN, Shane	RW	ARI/WPG	1,540	402	570	972	1,353	55	15	13	28	85	1995-96	2016-17
DOIG, Jason	D	PHX/WPG	28	1	3	4	50	-	-	-	-	-	1995-96	1998-99
DOLLAS, Bobby	D	WPG	56	0	5	5	66	3	0	0	0	2	1983 84	1985 86
DOMI, Max	LW	ARI	222	36	99	135	185	-	-	-	-	-	2015-16	2017-18
DOMI, Tie	RW	WPG	173	15	25	40	724	6	1	0	1	23	1992 93	1994 95
DOMINGUE, Louis	G	ARI	84	0	1	1	0	-	-	-	-	-	2014-15	2017-18
DONNELLY, Gord	D	WPG	173	12	17	29	726	6	0	1	1	8	1988 89	1991 92
DOUGLAS, Jordy	LW	WPG	24	4	4	8	8	1	0	0	0	2	1983 84	1984 85
DOURIS, Peter	RW	WPG	21	0	2	2	0	1	0	0	0	0	1985 86	1987 88
DOWNIE, Steve	RW	ARI	26	3	3	6	53	-	-	-	-	-	2015-16	2015-16
DRAKE, Dallas	RW	PHX/WPG	382	82	143	225	328	26	4	6	10	12	1993 94	1999-00
DRAPER, Kris	C	WPG	20	3	0	3	9	2	0	0	0	0	1990 91	1992 93
DRAPER, Tom	G	WPG	9	0	0	0	0	-	-	-	-	-	1988 89	1989 90
													1995-96	1995-96
DROUIN, Jude	C	WPG	85	8	16	24	54	-	-	-	-	-	1979 80	1980 81
DRUCE, John	RW	WPG	50	6	14	20	37	2	0	0	0	0	1992 93	1992 93
DUBNYK, Devan	G	ARI	19	0	0	0	0	-	-	-	-	-	2014-15	2014-15
DUCLAIR, Anthony	RW	ARI	139	34	40	74	73	-	-	-	-	-	2015-16	2017-18
DUDLEY, Rick	RW	WPG	30	5	5	10	28	-	-	-	-	-	1980 81	1980 81
DUFFUS, Parris	G	PHX	1	0	0	0	0	-	-	-	-	-	1996-97	1996-97
DUNCAN, Iain	LW	WPG	127	34	55	89	149	11	0	3	3	6	1986 87	1990 91
DUNCANSON, Craig	LW	WPG	7	2	0	2	16	-	-	-	-	-	1990 91	1990-91
DUPONT, Norm	LW	WPG	181	47	67	114	38	5	3	1	4	0	1980 81	1982 83
DVORAK, Christian	C	ARI	176	32	45	77	46	-	-	-	-	-	2016-17	2018-19
DZIEDZIC, Joe	LW	PHX	2	0	0	0	0	-	-	-	-	-	1998 99	1998-99
EAGLES, Mike	C	WPG	293	21	46	67	464	12	0	1	1	14	1990 91	1994 95
EAKINS, Dallas	D	PHX/WPG	20	0	2	2	48	-	-	-	-	-	1992 93	1992-93
													1995-96	1996-97
EASTWOOD, Mike	C	PHX/WPG	126	18	23	41	28	6	0	1	1	2	1994 95	1996-97
EAVES, Murray	C	WPG	49	4	12	16	7	4	0	1	1	2	1980 81	1985 86
EBBETT, Andrew	C	PHX	33	2	3	5	4	3	0	0	0	0	2010-11	2010-11
EKMAN-LARSSON, Oliver	D	ARI	657	116	218	334	412	16	1	3	4	8	2010-11	2018-19
ELLETT, Dave	D	WPG	475	95	204	299	504	33	4	16	20	22	1984 85	1990 91
ELLIOTT, Stefan	D	ARI	19	2	4	6	4	-	-	-	-	-	2015-16	2015-16
ELYNUIK, Pat	RW	WPG	289	115	129	244	462	14	4	6	10	6	1987 88	1991 92
EMERSON, Nelson	RW	WPG	131	47	64	111	106	-	-	-	-	-	1993 94	1994 95
ENDEAN, Craig	LW	WPG	2	0	1	1	0	-	-	-	-	-	1986 87	1986 87

NAME	POS	TEAM	GP	REGULAR SEASON				PIM	GP	PLAYOFFS				FROM	TO
				G	A	PTS	PIM			G	A	PTS	PIM		
ERAT, Martin	RW	ARI	96	11	26	37	54	-	-	-	-	-	2013-14	2014-15	
ERICKSON, Bryan	C	WPG	73	6	23	29	20	3	0	0	0	0	1990-91	1993-94	
ERIKSSON, Anders	D	PHX	12	0	3	3	0	-	-	-	-	-	2009-10	2009-10	
ESCHE, Robert	G	PHX	58	0	3	3	22	-	-	-	-	-	1998-99	2001-02	
ESSENSA, Bob	G	PHX/WPG	311	0	12	12	18	11	0	0	0	2	1988-89	1993-94	
													1999-00	1999-00	
EVANS, Doug	LW	WPG	127	24	42	66	209	8	2	2	4	12	1989-90	1991-92	
FEDORUK, Todd	LW	PHX	72	6	7	13	72	-	-	-	-	-	2008-09	2008-09	
FEDOTOV, Anatoli	D	WPG	1	0	2	2	0	-	-	-	-	-	1992-93	1992-93	
FENTON, Paul	LW	WPG	156	50	31	81	91	7	2	0	2	23	1988-89	1990-91	
FERENCE, Brad	D	PHX	78	0	6	6	131	-	-	-	-	-	2002-03	2003-04	
FIDDLER, Vernon	C	PHX	147	14	38	52	92	10	1	1	2	14	2009-10	2010-11	
FINLEY, Jeff	D	PHX /WPG	130	4	12	16	121	7	0	0	0	6	1995-96	1996-97	
FISHER, Craig	C	WPG	4	0	0	0	2	-	-	-	-	-	1993-94	1993-94	
FISCHER, Christian	RW	ARI	157	29	25	54	41	-	-	-	-	-	2016-17	2018-19	
FISCHER, Patrick	C	PHX	27	4	6	10	24	-	-	-	-	-	2006-07	2006-07	
FLETCHER, Steve	D	WPG	3	0	0	0	5	-	-	-	-	-	1988-89	1988-89	
FLICHEL, Todd	D	WPG	6	0	1	1	4	-	-	-	-	-	1987-88	1989-90	
FOCHT, Dan	D	PHX	18	0	0	0	21	1	0	1	1	0	2001-02	2002-03	
FRASER, Iain	C	WPG	12	1	1	2	4	4	0	0	0	0	1995-96	1995-96	
GAGNON, Sean	D	PHX	7	0	1	1	21	-	-	-	-	-	1997-98	1998-99	
GAGNER, Sam	C	ARI	81	15	26	41	28	-	-	-	-	-	2014-15	2014-15	
GAINEY, Steve	LW	PHX	20	0	1	1	20	-	-	-	-	-	2005-06	2005-06	
GALCHENYUK, Alex	LW	ARI	72	19	22	41	34	-	-	-	-	-	2018-19	2018-19	
GARLAND, Conor	RW	ARI	47	13	5	18	12	-	-	-	-	-	2018-19	2018-19	
GARTNER, Mike	RW	PHX	142	44	46	90	62	12	2	2	4	22	1996-97	1997-98	
GAUDET, Tyler	C	ARI	20	1	3	4	0	-	-	-	-	-	2014-15	2016-17	
GAUTHIER, Denis	D	PHX	45	2	9	11	61	-	-	-	-	-	2005-06	2005-06	
GEOFFRION, Danny	RW	WPG	79	20	26	46	82	-	-	-	-	-	1980-81	1981-82	
GIBSON, John	D	WPG	11	0	0	0	14	-	-	-	-	-	1983-84	1983-84	
GILL, Todd	D	PHX	41	1	6	7	30	-	-	-	-	-	1999-00	1999-00	
GILHEN, Randy	C	WPG	185	18	17	35	151	4	1	0	1	10	1986-87	1988-89	
													1993-94	1995-96	
GOERTZEN, Steven	RW	PHX	16	2	2	4	24	-	-	-	-	-	2008-09	2008-09	
GOLIGOSKI, Alex	D	ARI	236	21	77	98	70	-	-	-	-	-	2016-17	2018-19	
GORDON, Boyd	C	ARI	188	14	27	41	28	16	0	2	2	6	2011-12	2012-13	
													2015-16	2015-16	
GORMLEY, Brandon	D	ARI	32	2	2	4	12	-	-	-	-	-	2013-14	2014-15	
GOSSELIN, Guy	D	WPG	5	0	0	0	6	-	-	-	-	-	1987-88	1987-88	
GRABNER, Michael	RW	ARI	41	9	7	16	8	-	-	-	-	-	2018-19	2018-19	
GRANT, Alex	D	ARI	5	0	0	0	7	-	-	-	-	-	2015-16	2015-16	
GRATTON, Chris	C	PHX	82	11	19	30	114	-	-	-	-	-	2002-03	2003-04	
GRATTON, Josh	LW	PHX	64	2	1	3	223	-	-	-	-	-	2005-06	2007-08	
GRAVES, Hilliard	RW	WPG	35	1	5	6	15	-	-	-	-	-	1979-80	1979-80	
GREEN, Travis	C	PHX	147	38	36	74	108	5	2	1	3	2	1999-00	2000-01	
GREISS, Thomas	G	PHX	25	0	0	0	0	-	-	-	-	-	2013-14	2013-14	
GRENIER, Martin	D	PHX	8	0	0	0	5	-	-	-	-	-	2001-02	2002-03	
GROSEK, Michal	LW	WPG	28	3	2	5	21	-	-	-	-	-	1993-94	1995-96	
GROSSMANN, Nicklas	D	ARI	58	3	4	7	24	-	-	-	-	-	2015-16	2015-16	
GUINDON, Bob	LW	WPG	6	0	1	1	0	-	-	-	-	-	1979-80	1979-80	
GUSMANOV, Ravil	RW	WPG	4	0	0	0	0	-	-	-	-	-	1995-96	1995-96	
HALE, David	D	PHX	48	3	6	9	36	-	-	-	-	-	2008-09	2008-09	
HALPERN, Jeff	C	PHX	69	5	7	12	24	-	-	-	-	-	2013-14	2013-14	
HAMEL, Gilles	LW	WPG	142	35	32	67	59	9	2	0	2	2	1986-87	1987-88	
HAMEL, Pierre	G	WPG	64	0	3	3	14	-	-	-	-	-	1979-80	1980-81	
HAMILTON, Freddie	C	ARI	8	0	0	0	0	-	-	-	-	-	2017-18	2017-18	
HANDZUS, Michal	C	PHX	89	19	34	53	55	5	0	0	0	2	2000-01	2001-02	
HANLEY, Joel	D	ARI	5	0	0	0	0	-	-	-	-	-	2017-18	2017-18	
HANSEN, Tavis	RW	PHX /WPG	34	2	1	3	16	2	0	0	0	0	1994-95	2000-01	
HANZAL, Martin	C	ARI	608	117	196	313	537	23	4	8	12	47	2007-08	2016-17	
HARTMAN, Mike	LW	WPG	75	4	4	8	264	2	0	0	0	2	1991-92	1991-92	
HAWERCHUK, Dale	C	WPG	713	379	550	929	478	38	16	33	49	39	1981-82	1989-90	
HAYWARD, Brian	G	WPG	165	0	8	8	37	11	0	0	0	0	1982-83	1985-86	
HELMER, Bryan	D	PHX	28	0	1	1	33	-	-	-	-	-	1998-99	1998-99	
													2003-04	2003-04	
HERVEY, Matt	D	WPG	2	0	0	0	4	-	-	-	-	-	1988-89	1988-89	
HESHKA, Shaun	D	PHX	8	0	2	2	0	-	-	-	-	-	2009-10	2009-10	
HILL, Adin	G	ARI	17	0	0	0	0	-	-	-	-	-	2017-18	2018-19	
HINOSTROZA, Vinnie	RW	ARI	72	16	23	39	14	-	-	-	-	-	2018-19	2018-19	
HJALMARSSON, Niklas	D	ARI	130	1	18	19	62	-	-	-	-	-	2017-18	2018-19	
HODGMAN, Justin	C	ARI	5	1	0	1	2	-	-	-	-	-	2014-15	2014-15	
HOGGAN, Jeff	LW	PHX	8	0	1	1	9	-	-	-	-	-	2008-09	2009-10	
HOGUE, Benoit	C	PHX	27	3	10	13	10	5	1	2	3	2	1999-00	1999-00	
HOLDEN, Mark	G	WPG	4	0	1	1	0	-	-	-	-	-	1984-85	1984-85	
HOLLAND, Peter	C	ARI	40	5	6	11	18	-	-	-	-	-	2016-17	2016-17	
HOLLWEG, Ryan	LW	PHX	3	0	0	0	0	-	-	-	-	-	2010-11	2010-11	
HOPKINS, Larry	LW	WPG	60	13	16	29	26	6	0	0	0	2	1979-80	1979-80	
													1981-82	1982-83	

NAME	POS	TEAM	REGULAR SEASON				PLAYOFFS				FROM	TO		
			GP	G	A	PTS	PIM	GP	G	A			PTS	PIM
HORDICHUK, Darcy	LW	PHX	26	0	0	0	96	-	-	-	-	-	2001-02	2002-03
HOSSA, Marcel	LW	PHX	14	0	0	0	4	-	-	-	-	-	2007-08	2007-08
HOUSLEY, Phil	D	WPG	232	64	195	259	168	13	1	11	12	2	1990-91	1992-93
HOYDA, Dave	LW	WPG	24	2	1	3	42	-	-	-	-	-	1979-80	1980-81
HRDJINA, Jan	C	PHX	59	11	19	30	38	-	-	-	-	-	2002-03	2003-04
HRIVNAK, Jim	G	WPG	3	0	0	0	0	-	-	-	-	-	1992-93	1992-93
HUDSON, Mike	C	PHX	7	0	0	0	0	-	-	-	-	-	1996-97	1996-97
HUGHES, Brent	LW	WPG	39	4	4	8	115	-	-	-	-	-	1988-89	1989-90
HULL, Bobby	LW	WPG	18	4	6	10	0	-	-	-	-	-	1979-80	1979-80
HULL, Brett	RW	PHX	5	0	1	1	0	-	-	-	-	-	2005-06	2005-06
HULSE, Cale	D	PHX	82	3	17	20	123	-	-	-	-	-	2003-04	2005-06
HUNTER, Dave	LW	WPG	34	3	1	4	61	-	-	-	-	-	1988-89	1988-89
HUSCROFT, Jamie	D	PHX	11	0	1	1	27	-	-	-	-	-	1998-99	1998-99
ISBISTER, Brad	RW	PHX	98	13	12	25	148	5	0	0	0	2	1997-98	1998-99
JABLONSKI, Pat	G	PHX	2	0	0	0	0	-	-	-	-	-	1996-97	1996-97
JACKMAN, Tim	RW	PHX	8	0	0	0	21	-	-	-	-	-	2005-06	2005-06
JANNEY, Craig	C	PHX/WPG	158	32	94	126	38	19	1	8	9	4	1995-96	1997-98
JANSSENS, Mark	C	PHX	7	1	2	3	4	1	0	0	0	2	1997-98	1997-98
JARVENPAA, Hannu	RW	WPG	114	11	26	37	83	-	-	-	-	-	1986-87	1988-89
JASPERS, Jason	C	PHX	9	0	1	1	6	-	-	-	-	-	2001-02	2003-04
JEFFREY, Dustin	C	ARI	7	1	1	2	2	-	-	-	-	-	2015-16	2015-16
JOHNSON, Chad	G	PHX	4	0	0	0	0	-	-	-	-	-	2012-13	2012-13
JOHNSON, Jim	D	PHX	71	5	8	13	92	6	0	0	0	4	1996-97	1997-98
JOHNSON, Brent	G	PHX	8	0	0	0	0	-	-	-	-	-	2003-04	2003-04
JOHNSON, Mike	RW	PHX	242	47	112	159	139	5	1	1	2	6	2000-01	2005-06
JOHNSON, Nick	RW	PHX	17	4	2	6	0	-	-	-	-	-	2012-13	2012-13
JOKINEN, Olli	C	PHX	57	21	21	42	49	-	-	-	-	-	2008-09	2008-09
JOMPHE, J.F.	C	PHX	1	0	0	0	2	-	-	-	-	-	1998-99	1998-99
JONES, Brad	LW	WPG	47	9	10	19	6	1	0	0	0	0	1986-87	1989-90
JONES, Matt	D	PHX	106	1	10	11	55	-	-	-	-	-	2005-06	2007-08
JOORIS, Josh	C	ARI	42	3	7	10	10	-	-	-	-	-	2016-17	2016-17
JOSEPH, Chris	D	PHX	33	1	1	2	16	-	-	-	-	-	1999-00	2000-01
JOSEPH, Curtis	G	PHX	115	0	1	1	28	-	-	-	-	-	2005-06	2006-07
JOSEPH, Tony	RW	WPG	2	1	0	1	0	-	-	-	-	-	1988-89	1990-91
JOVANOVSKI, Ed	D	PHX	332	47	117	164	336	11	1	1	2	6	2006-07	2010-11
JOYCE, Bob	LW	WPG	2	0	0	0	0	-	-	-	-	-	1991-92	1992-93
JUNEAU, Joe	LW	PHX	69	10	23	33	28	-	-	-	-	-	2000-01	2000-01
KALININ, Dmitri	D	PHX	15	1	3	4	6	-	-	-	-	-	2008-09	2008-09
KAMINSKY, Yan	RW	WPG	1	0	0	0	0	-	-	-	-	-	1993-94	1993-94
KAPANEN, Niko	C	PHX	98	12	25	37	42	-	-	-	-	-	2006-07	2007-08
KELLER, Clayton	LW	ARI	167	37	77	114	48	-	-	-	-	-	2016-17	2018-19
KEMPE, Mario	RW	ARI	70	6	7	13	22	-	-	-	-	-	2017-18	2018-19
KENNEDY, Dean	D	WPG	172	5	19	24	269	8	0	0	0	2	1991-92	1993-94
KENNEDY, Tim	LW	PHX	37	2	6	8	4	-	-	-	-	-	2013-14	2013-14
KERR, Alan	RW	WPG	7	0	1	1	2	-	-	-	-	-	1992-93	1992-93
KHABIBULIN, Nikolai	G	PHX/WPG	284	0	6	6	62	24	0	1	1	8	1994-95	1998-99
KHARIN, Sergei	RW	WPG	7	2	3	5	2	-	-	-	-	-	1990-91	1990-91
KILGER, Chad	C	PHX/WPG	63	6	7	13	29	4	1	0	1	0	1995-96	1997-98
KING, Kris	LW	PHX/WPG	341	28	40	68	762	18	1	2	3	25	1992-93	1996-97
KLEE, Ken	D	PHX	68	1	10	11	24	-	-	-	-	-	2008-09	2008-09
KLESLA, Rostislav	D	PHX	144	7	19	26	112	19	2	6	8	11	2010-11	2013-14
KLINKHAMMER, Rob	LW	ARI	113	19	15	34	33	-	-	-	-	-	2012-13	2014-15
KOLANOS, Krystofer	C	PHX	109	17	18	35	74	2	0	0	0	6	2001-02	2005-06
KOROLEV, Igor	RW	PHX/WPG	159	33	58	91	80	7	0	3	3	0	1994-95	1996-97
KORPIKOSKI, Lauri	LW	ARI	401	62	83	145	98	22	1	1	2	6	2009-10	2014-15
KULAK, Stu	RW	WPG	18	2	0	2	24	-	-	-	-	-	1988-89	1988-89
KUEMPER, Darcy	G	ARI	65	0	2	2	14	-	-	-	-	-	2017-18	2018-19
KUMPEL, Mark	RW	WPG	141	19	16	35	50	11	2	0	2	6	1987-88	1990-91
KVASHA, Oleg	LW	PHX	15	4	7	11	6	-	-	-	-	-	2005-06	2005-06
KYLLONEN, Markku	LW	WPG	9	0	2	2	2	-	-	-	-	-	1988-89	1988-89
KYTE, Jim	D	WPG	399	11	25	36	772	24	0	4	4	73	1982-83	1988-89
LABARBERA, Jason	G	PHX	68	0	0	0	4	-	-	-	-	-	2009-10	2012-13
LALOR, Mike	D	WPG	128	6	15	21	140	11	0	2	2	23	1991-92	1992-93
LANG, Robert	C	PHX	64	9	20	29	28	4	0	1	1	0	2009-10	2009-10
LANGHAMER, Marek	G	ARI	2	0	0	0	0	-	-	-	-	-	2016-17	2017-18
LANGKOW, Daymond	C	PHX	316	79	117	196	146	21	2	6	8	4	2001-02	2003-04
													2011-12	2011-12
LANGKOW, Scott	G	PHX/WPG	5	0	0	0	0	-	-	-	-	-	1995-96	1998-99
LARAQUE, Georges	RW	PHX	56	5	17	22	52	-	-	-	-	-	2006-07	2006-07
LAROSE, Guy	C	WPG	10	0	1	1	14	-	-	-	-	-	1988-89	1990-91
LAUEN, Mike	RW	WPG	3	0	1	1	0	-	-	-	-	-	1983-84	1983-84
LEACH, Stephen	RW	PHX	22	1	1	2	37	7	1	1	2	2	1998-99	1998-99
LEBLANC, John	RW	WPG	38	12	3	15	10	-	-	-	-	-	1991-92	1994-95
LECLERC, Mike	LW	PHX	35	9	12	21	29	-	-	-	-	-	2005-06	2005-06
LECUYER, Doug	LW	WPG	45	6	17	23	66	-	-	-	-	-	1980-81	1980-81
LEGGIE, Barry	D	WPG	76	1	8	9	126	-	-	-	-	-	1980-81	1981-82
LEHOUX, Yanick	C	PHX	10	2	2	4	6	-	-	-	-	-	2005-06	2006-07
LEMAY, Moe	LW	WPG	10	1	0	1	14	-	-	-	-	-	1988-89	1988-89

NAME	POS	TEAM	GP	REGULAR SEASON				PIM	GP	PLAYOFFS				PIM	FROM	TO
				G	A	PTS	PIM			G	A	PTS	PIM			
LEMIEUX, Claude	RW	PHX	164	32	49	81	158	5	0	0	0	2	2000-01	2002-03		
LEMIEUX, Jocelyn	RW	PHX	32	4	3	7	27	2	0	0	0	4	1996-97	1997-98		
LENEVEU, David	G	PHX	21	0	0	0	0	-	-	-	-	-	2005-06	2006-07		
LEPISTO, Sami	D	PHX	117	5	17	22	97	7	1	0	1	6	2009-10	2010-11		
LESSIO, Lucas	LW	ARI	29	2	3	5	10	-	-	-	-	-	2013-14	2015-16		
LESUK, Bill	LW	WPG	49	0	1	1	43	-	-	-	-	-	1979-80	1979-80		
LETOWSKI, Trevor	C	PHX	206	30	43	73	58	5	1	1	2	4	1998-99	2001-02		
LEVIE, Craig	D	WPG	62	8	14	22	80	-	-	-	-	-	1981-82	1982-83		
LEVINS, Scott	RW	PHX /WPG	11	0	1	1	23	-	-	-	-	-	1992-93	1992-93		
													1997-98	1997-98		
LINDSTROM, Joakim	LW	PHX	44	9	11	20	28	-	-	-	-	-	2008-09	2008-09		
LINDSTROM, Willy	RW	WPG	288	98	91	189	106	4	2	1	3	2	1979-80	1982-83		
LISIN, Enver	RW	PHX	78	18	10	28	46	-	-	-	-	-	2006-07	2008-09		
LOMBARDI, Matthew	C	PHX	118	28	49	77	54	7	1	5	6	2	2008-09	2009-10		
													2012-13	2012-13		
LONG, Barry	D	WPG	70	6	19	25	46	-	-	-	-	-	1980-81	1981-82		
LOUSTEL, Ron	G	WPG	1	0	0	0	0	-	-	-	-	-	1980-81	1980-81		
LUKOWICH, Morris	LW	WPG	431	168	177	345	438	7	0	2	2	16	1979-80	1984-85		
LUMME, Jyrki	D	PHX	192	19	74	93	122	12	0	2	2	8	1998-99	2000-01		
LUNDHOLM, Bengt	LW	WPG	275	48	95	143	72	14	3	4	7	14	1981-82	1985-86		
LUNDMARK, Jamie	C	PHX	38	5	13	18	36	-	-	-	-	-	2005-06	2005-06		
LYUBUSHKIN, Ilya	D	ARI	41	0	4	4	13	-	-	-	-	-	2018-19	2018-19		
MacDERMID, Paul	RW	WPG	172	32	42	74	379	7	0	2	2	8	1989-90	1991-92		
MacIVER, Don	D	WPG	6	0	0	0	2	-	-	-	-	-	1979-80	1979-80		
MacIVER, Norm	D	PHX /WPG	112	11	40	51	88	12	1	1	2	4	1995-96	1997-98		
MacLEAN, Brett	LW	PHX	13	2	1	3	2	-	-	-	-	-	2010-11	2010-11		
MacLEAN, Don	C	PHX	9	1	1	2	0	-	-	-	-	-	2006-07	2006-07		
MacLEAN, Paul	RW	WPG	528	248	270	518	726	35	16	10	26	76	1981-82	1987-88		
MALGUNAS, Stewart	D	WPG	29	0	1	1	32	-	-	-	-	-	1995-96	1995-96		
MANERY, Kris	LW	WPG	63	19	13	32	30	-	-	-	-	-	1979-80	1980-81		
MANN, Jimmy	RW	WPG	202	9	12	21	598	4	0	0	0	7	1979-80	1983-84		
MANSON, Dave	D	PHX /WPG	205	14	59	73	559	6	2	1	3	30	1993-94	1996-97		
MANTHA, Moe	D	WPG	318	31	125	156	203	16	5	10	15	18	1980-81	1983-84		
													1989-90	1991-92		
MARA, Paul	D	PHX	323	38	104	142	268	5	0	0	0	4	2000-01	2005-06		
MARCHMENT, Bryan	D	WPG	37	2	4	6	121	-	-	-	-	-	1988-89	1990-91		
MARKELL, John	LW	WPG	52	11	10	21	36	-	-	-	-	-	1979-80	1980-81		
MARKOV, Danny	D	PHX	136	10	46	56	103	-	-	-	-	-	2001-02	2002-03		
MAROIS, Mario	D	WPG	255	17	116	133	178	18	2	11	13	35	1985-86	1988-89		
													1991-92	1991-92		
MARSH, Peter	RW	WPG	81	16	25	41	68	-	-	-	-	-	1979-80	1980-81		
MARTIN, Craig	RW	WPG	20	0	1	1	19	-	-	-	-	-	1994-95	1994-95		
MARTIN, Tom	LW	WPG	24	2	0	2	91	3	0	0	0	2	1984-85	1986-87		
MARTINOOK, Jordan	LW	ARI	247	26	39	65	103	-	-	-	-	-	2014-15	2017-18		
MATTSSON, Markus	G	WPG	52	0	2	2	0	-	-	-	-	-	1979-80	1980-81		
MAXWELL, Bryan	D	WPG	102	8	25	33	268	3	1	0	1	23	1981-82	1983-84		
MAY, Brad	LW	PHX	154	24	30	54	234	5	0	0	0	0	2000-01	2002-03		
McBAIN, Andrew	RW	WPG	408	101	129	230	421	24	5	7	12	39	1983-84	1988-89		
McBAIN, Jamie	D	ARI	3	0	0	0	0	-	-	-	-	-	2016-17	2016-17		
McBEAN, Wayne	D	WPG	31	2	9	11	24	-	-	-	-	-	1993-94	1993-94		
McCLELLAND, Kevin	RW	WPG	6	0	0	0	19	-	-	-	-	-	1993-94	1993-94		
McCRIMMON, Brad	D	PHX	37	1	5	6	18	-	-	-	-	-	1996-97	1996-97		
McFALL, Dan	D	WPG	9	0	1	1	0	-	-	-	-	-	1984-85	1985-86		
McGINN, Jamie	LW	ARI	72	9	8	17	23	-	-	-	-	-	2016-17	2016-17		
McGINN, Tye	LW	ARI	18	1	1	2	10	-	-	-	-	-	2014-15	2014-15		
McGRATTAN, Brian	RW	PHX	5	0	0	0	22	-	-	-	-	-	2008-09	2008-09		
McKENNA, Mike	G	ARI	1	0	0	0	0	-	-	-	-	-	2014-15	2014-15		
McKENZIE, Jim	LW	PHX /WPG	202	12	9	21	548	9	0	0	0	4	1995-96	1997-98		
McLLWAIN, Dave	RW	WPG	143	40	38	78	108	7	0	1	1	2	1989-90	1991-92		
McMILLAN, Brandon	C	ARI	72	3	6	9	20	-	-	-	-	-	2013-14	2014-15		
McREYNOLDS, Brian	C	WPG	9	0	2	2	4	-	-	-	-	-	1989-90	1989-90		
McTAVISH, Gord	C	WPG	10	1	3	4	2	-	-	-	-	-	1979-80	1979-80		
MELROSE, Barry	D	WPG	92	5	7	12	164	-	-	-	-	-	1979-80	1980-81		
MELAMETSA, Anssi	LW	WPG	27	0	3	3	2	-	-	-	-	-	1985-86	1985-86		
MERKLEY, Nick	R	ARI	1	0	0	0	2	-	-	-	-	-	2017-18	2017-18		
MERMIS, Dakota	D	ARI	10	0	0	0	0	-	-	-	-	-	2017-18	2018-19		
MEYER, Freddy	D	PHX	5	0	0	0	0	-	-	-	-	-	2007-08	2007-08		
MICHALEK, Zbynek	D	ARI	612	32	108	140	258	7	0	2	2	2	2005-06	2009-10		
													2012-13	2014-15		
													2015-16	2016-17		
MIDDLEBROOK, Lindsay	G	WPG	24	0	0	0	0	-	-	-	-	-	1979-80	1980-81		
MELE, Andy	C	PHX	15	0	2	2	11	-	-	-	-	-	2011-12	2013-14		
MIKULCHIK, Oleg	D	WPG	29	0	3	3	29	-	-	-	-	-	1993-94	1994-95		
MILLS, Craig	RW	WPG	4	0	2	2	0	1	0	0	0	0	1995-96	1995-96		
MIRONOV, Boris	D	WPG	65	7	22	29	96	-	-	-	-	-	1993-94	1993-94		
MISKA, Hunter	G	ARI	1	0	0	0	0	-	-	-	-	-	2018-19	2018-19		
MOFFAT, Lyle	LW	WPG	74	10	9	19	38	-	-	-	-	-	1979-80	1979-80		

NAME	POS	TEAM	REGULAR SEASON					PLAYOFFS					FROM	TO
			GP	G	A	PTS	PIM	GP	G	A	PTS	PIM		
MONTOYA, Al	G	PHX	5	0	0	0	0	-	-	-	-	-	2008-09	2008-09
MOORE, John	D	ARI	19	1	4	5	11	-	-	-	-	-	2014-15	2014-15
MORE, Jayson	D	PHX	64	6	11	17	90	7	0	0	0	7	1996-97	1997-98
MORRIS, Derek	D	PHX	544	38	114	152	462	23	3	7	10	35	2003-04	2008-09
													2009-10	2013-14
MORRISON, Michael	G	PHX	4	0	0	0	0	-	-	-	-	-	2006-07	2006-07
MOSS, David	RW	ARI	184	17	37	54	63	-	-	-	-	-	2012-13	2014-15
MUELLER, Peter	C	PHX	207	39	68	107	64	-	-	-	-	-	2007-08	2009-10
MULHERN, Richard	D	WPG	19	0	4	4	14	-	-	-	-	-	1980 81	1980 81
MULLEN, Brian	LW	WPG	372	124	172	296	132	26	7	9	16	16	1982 83	1986 87
MUNI, Craig	D	WPG	25	1	3	4	37	6	0	1	1	2	1995-96	1995-96
MURLEY, Matt	LW	PHX	3	0	1	1	0	-	-	-	-	-	2007-08	2007-08
MURPHY, Connor	D	ARI	258	13	36	49	145	-	-	-	-	-	2013-14	2016-17
MURPHY, Trevor	D	ARI	8	1	2	3	0	-	-	-	-	-	2017-18	2017-18
MURRAY, Garth	C	PHX	10	0	0	0	12	-	-	-	-	-	2008-09	2008-09
MURRAY, Rob	C	PHX /WPG	49	2	5	7	34	-	-	-	-	-	1991 92	1998-99
MURRAY, Troy	C	WPG	103	20	34	54	103	7	0	0	0	2	1991 92	1992 93
NAGY, Ladislav	LW	PHX	321	92	157	249	312	5	0	0	0	21	2000-01	2006-07
NASH, Tyson	LW	PHX	119	3	11	14	194	-	-	-	-	-	2003-04	2005-06
NAZAROV, Andrei	LW	PHX	122	10	5	15	311	3	0	0	0	2	2001-02	2003-04
NECKAR, Stan	D	PHX	130	4	11	15	109	11	0	1	1	4	1998 99	2000-01
NEDVED, Petr	C	PHX	25	2	9	11	34	-	-	-	-	-	2005-06	2005-06
NEUFELD, Ray	RW	WPG	249	61	66	127	388	18	6	3	9	46	1985 86	1988 89
NIKULIN, Alexander	C	PHX	1	0	0	0	0	-	-	-	-	-	2008-09	2008-09
NILL, Jim	RW	WPG	141	17	21	38	209	14	0	1	1	39	1984 85	1987 88
NOKELAINEN, Petteri	C	PHX	22	1	2	3	6	5	0	0	0	2	2009-10	2009-10
													2011-12	2011-12
NOLAN, Owen	RW	PHX	76	16	24	40	56	-	-	-	-	-	2006-07	2006-07
NOONAN, Brian	RW	PHX	7	0	0	0	0	5	0	2	2	4	1998 99	1998-99
NORWICH, Craig	D	WPG	70	10	35	45	36	-	-	-	-	-	1979 80	1979 80
NOVOSELTSEV, Ivan	RW	PHX	17	2	0	2	6	-	-	-	-	-	2003-04	2003-04
NUMMINEN, Teppo	D	PHX /WPG	1098	108	426	534	405	50	8	8	16	20	1988 89	2002-03
ODELEIN, Lyle	D	PHX	16	1	7	8	19	5	0	0	0	16	1999-00	1999-00
O'DONNELL, Sean	D	PHX	57	1	7	8	121	-	-	-	-	-	2005-06	2005-06
OESTERLE, Jordan	D	ARI	71	6	14	20	12	-	-	-	-	-	2018-19	2018-19
OLAUSSON, Fredrik	D	WPG	496	86	249	335	196	35	4	13	17	12	1986 87	1993 94
OLCZYK, Eddie	C	WPG	214	95	106	201	235	12	3	3	6	10	1990 91	1992 93
													1994 95	1995-96
OLIVER, David	RW	PHX	9	1	0	1	2	-	-	-	-	-	1999-00	1999-00
O'NEILL, Mike	G	WPG	20	0	0	0	0	-	-	-	-	-	1991 92	1993 94
O'REILLY, Cal	C	PHX	22	2	3	5	2	-	-	-	-	-	2011-12	2011-12
OSBORNE, Mark	LW	WPG	80	12	20	32	124	-	-	-	-	-	1990 91	1991 92
OSIECKI, Mark	D	WPG	4	1	0	1	2	-	-	-	-	-	1992 93	1992 93
O'SULLIVAN, Patrick	C	PHX	23	2	2	4	2	-	-	-	-	-	2011-12	2011-12
PANIK, Richard	RW	ARI	110	22	30	52	56	-	-	-	-	-	2017-18	2018-19
PASLAWSKI, Greg	RW	WPG	114	27	40	67	24	7	1	3	4	0	1989 90	1990 91
PAYNTER, Kent	D	WPG	5	0	0	0	4	-	-	-	-	-	1991 92	1991 92
PEDERSON, Denis	C	PHX	19	1	1	2	20	5	0	2	2	0	2001-02	2001-02
PELLERIN, Scott	LW	PHX	23	0	1	1	8	-	-	-	-	-	2002-03	2002-03
PELLETIER, Jean-Marc	G	PHX	6	0	0	0	0	-	-	-	-	-	2002-03	2003-04
PENNEY, Steve	G	WPG	15	0	0	0	7	-	-	-	-	-	1986 87	1987 88
PERLINI, Brendan	LW	ARI	153	33	24	57	56	-	-	-	-	-	2016-17	2018-19
PERRAULT, Joel	C	PHX	78	12	14	26	68	-	-	-	-	-	2005-06	2009-10
PERREAULT, Yanic	C	PHX	49	19	14	33	30	-	-	-	-	-	2006-07	2006-07
PETERS, Justin	G	ARI	3	0	0	0	0	-	-	-	-	-	2016-17	2016-17
PETIT, Michel	D	PHX	32	4	2	6	77	5	0	0	0	8	1997-98	1998-99
PICARD, Robert	D	WPG	160	20	43	63	158	11	2	2	4	20	1983 84	1985 86
PICKARD, Calvin	G	ARI	6	0	0	0	0	-	-	-	-	-	2018-19	2018-19
PLANTERY, Mark	D	WPG	25	1	5	6	14	-	-	-	-	-	1980 81	1980 81
PLOTNIKOV, Sergei	LW	ARI	13	0	1	1	4	-	-	-	-	-	2015-16	2015-16
POESCHEK, Rudy	RW	WPG	5	0	0	0	22	-	-	-	-	-	1990 91	1991 92
POOLEY, Paul	RW	WPG	15	0	3	3	0	-	-	-	-	-	1984 85	1985 86
PORTER, Kevin	C	PHX	38	5	5	10	4	-	-	-	-	-	2008-09	2009-10
POULIOT, Marc-Antoine	C	PHX	13	0	4	4	2	8	1	1	2	2	2011-12	2011-12
PRUCHA, Petr	RW	PHX	109	15	18	33	33	7	1	2	3	4	2008-09	2010-11
PRUST, Brandon	RW	PHX	11	0	1	1	29	-	-	-	-	-	2008-09	2008-09
PULKKINEN, Teemu	LW	ARI	4	1	0	1	4	-	-	-	-	-	2016-17	2016-17
PYATT, Taylor	LW	PHX	223	39	34	73	89	27	6	3	9	4	2009-10	2011-12
QUINT, Deron	D	PHX /WPG	271	27	56	83	104	7	0	2	2	0	1995-96	1999-00
													2002-03	2002-03
QUINTAL, Stephane	D	WPG	124	14	35	49	197	-	-	-	-	-	1993 94	1994 95
RAANTA, Antti	G	ARI	59	0	1	1	0	-	-	-	-	-	2017-18	2018-19
RADIVOJEVIC, Branko	RW	PHX	150	25	31	56	103	1	0	0	0	2	2001-02	2003-04
RALPH, Brad	LW	PHX	1	0	0	0	0	-	-	-	-	-	2000-01	2000-01
RANHEIM, Paul	LW	PHX	40	3	4	7	10	-	-	-	-	-	2002-03	2002-03
REDDICK, Eldon	G	WPG	117	0	1	1	20	3	0	0	0	0	1986 87	1988 89
REESE, Dylan	D	ARI	1	0	0	0	0	-	-	-	-	-	2014-15	2014-15
REICHEL, Robert	C	PHX	13	7	6	13	4	7	1	3	4	2	1998-99	1998-99

NAME	POS	TEAM	GP	REGULAR SEASON				PIM	GP	PLAYOFFS				PIM	FROM	TO
				G	A	PTS	PIM			G	A	PTS	PIM			
REINPRECHT, Steven	C	PHX	231	51	92	143	82	-	-	-	-	-	-	2005-06	2008-09	
REIRDEN, Todd	D	PHX	7	0	2	2	4	-	-	-	-	-	-	2003-04	2003-04	
RENNBERG, Mikael	RW	PHX	10	2	4	6	2	5	1	2	3	4	-	1999-00	1999-00	
RHEAUME, Pascal	C	PHX	1	0	0	0	0	-	-	-	-	-	-	2005-06	2005-06	
RIBEIRO, Mike	C	PHX	80	16	31	47	52	-	-	-	-	-	-	2013-14	2013-14	
RICCI, Mike	C	PHX	85	10	7	17	73	-	-	-	-	-	-	2005-06	2006-07	
RICHARDSON, Brad	C	ARI	240	38	44	82	128	-	-	-	-	-	-	2015-16	2018-19	
RIEDER, Tobias	RW	ARI	292	51	60	111	36	-	-	-	-	-	-	2014-15	2017-18	
RILEY, Bill	RW	WPG	14	3	2	5	7	-	-	-	-	-	-	1979 80	1979 80	
RINALDO, Zac	RW	ARI	53	5	2	7	44	-	-	-	-	-	-	2017-18	2017-18	
RIOUX, Gerry	RW	WPG	9	0	0	0	6	-	-	-	-	-	-	1979 80	1979 80	
RIVERS, Jamie	D	PHX	18	0	5	5	26	-	-	-	-	-	-	2005-06	2005-06	
ROCHE, Travis	D	PHX	50	6	13	19	22	-	-	-	-	-	-	2006-07	2006-07	
ROENICK, Jeremy	C	PHX	454	152	227	379	596	18	9	9	18	18	-	1996-97	2006-07	
ROMANIUK, Russ	LW	WPG	85	10	14	24	46	1	0	0	0	0	0	1991 92	1994 95	
RONAN, Ed	RW	WPG	17	0	0	0	16	-	-	-	-	-	-	1995-96	1995-96	
RONNING, Cliff	C	PHX	156	32	81	113	64	13	1	10	11	16	-	1996-97	1998-99	
ROONEY, Steve	LW	WPG	86	9	9	18	274	13	1	0	1	67	-	1986 87	1987 88	
ROUSSEL, Dominic	G	WPG	7	0	0	0	2	-	-	-	-	-	-	1995-96	1995-96	
ROZSIVAL, Michal	D	PHX	87	4	15	19	54	19	0	0	0	4	-	2010-11	2011-12	
RUNDBLAD, David	D	PHX	26	0	5	5	6	-	-	-	-	-	-	2011-12	2013-14	
RUPP, Michael	C	PHX	7	0	1	1	6	-	-	-	-	-	-	2003-04	2005-06	
SAFRONOV, Kirill	D	PHX	1	0	0	0	0	-	-	-	-	-	-	2001-02	2001-02	
SAMUELSSON, Henrik	LW	ARI	3	0	0	0	2	-	-	-	-	-	-	2014-15	2014-15	
SAMUELSSON, Philip	D	ARI	8	0	0	0	2	-	-	-	-	-	-	2014-15	2015-16	
SANDERSON, Geoff	LW	PHX	75	25	21	46	58	-	-	-	-	-	-	2005-06	2005-06	
SAPRYKIN, Oleg	LW	PHX	126	25	34	59	104	-	-	-	-	-	-	2005-06	2006-07	
SAUER, Kurt	D	PHX	69	1	6	7	36	-	-	-	-	-	-	2008-09	2009-10	
SAUVE, Philippe	G	PHX	5	0	0	0	0	-	-	-	-	-	-	2005-06	2005-06	
SAVAGE, Brian	LW	PHX	134	24	29	53	66	5	0	0	0	0	0	2001-02	2003-04	
SAVARD, Serge	D	WPG	123	6	21	27	55	7	0	0	0	4	-	1981 82	1982 83	
SAWYER, Kevin	LW	PHX	3	0	0	0	12	-	-	-	-	-	-	1999-00	1999-00	
SCATCHARD, Dave	C	PHX	93	14	17	31	156	-	-	-	-	-	-	2005-06	2006-07	
SCHENN, Luke	D	ARI	131	2	13	15	120	-	-	-	-	-	-	2016-17	2017-18	
SCHLEMKO, David	D	ARI	207	9	41	50	76	9	1	0	1	4	-	2008-09	2014-15	
SCHMALTZ, Nick	C	ARI	17	5	9	14	2	-	-	-	-	-	-	2018-19	2018-19	
SCHOFIELD, Dwight	D	WPG	18	0	0	0	33	-	-	-	-	-	-	1987 88	1987 88	
SCHNEIDER, Mathieu	D	PHX	8	0	4	4	4	3	1	0	1	0	-	2009-10	2009-10	
SCOTT, John	LW	ARI	11	0	1	1	25	-	-	-	-	-	-	2015-16	2015-16	
SEKAC, Jiri	LW	ARI	11	0	2	2	10	-	-	-	-	-	-	2015-16	2015-16	
SELANNE, Teemu	RW	WPG	231	147	159	306	87	6	4	2	6	2	-	1992 93	1995-96	
SELLECK, Eric	LW	ARI	1	0	0	0	5	-	-	-	-	-	-	2015-16	2015-16	
SEIDENBERG, Dennis	D	PHX	66	2	11	13	30	-	-	-	-	-	-	2005-06	2006-07	
SEPPE, Jyrki	D	WPG	13	0	2	2	6	-	-	-	-	-	-	1983 84	1983 84	
SHANNON, Darrin	LW	PHX /WPG	451	77	149	226	328	31	6	7	13	30	-	1991 92	1997-98	
SHANNON, Darryl	D	WPG	108	7	20	27	138	-	-	-	-	-	-	1993 94	1995-96	
SHINNIMIN, Brendan	C	ARI	12	0	1	1	8	-	-	-	-	-	-	2014-15	2014-15	
SHTALENKOV, Mikhail	G	PHX	19	0	3	3	2	-	-	-	-	-	-	1998-99	1999-00	
SILK, Dave	RW	WPG	32	2	4	6	63	1	0	0	0	2	-	1985 86	1985 86	
SILLINGER, Mike	C	PHX	60	8	6	14	54	-	-	-	-	-	-	2003-04	2003-04	
SIMON, Jason	LW	PHX	1	0	0	0	0	-	-	-	-	-	-	1996-97	1996-97	
SIMPSON, Todd	D	PHX	146	4	21	25	299	5	0	2	2	6	-	2000-01	2002-03	
SJOBORG, Lars Erik	D	WPG	79	7	27	34	48	-	-	-	-	-	-	1979 80	1979 80	
SJOSTROM, Fredrik	RW	PHX	261	32	41	63	126	-	-	-	-	-	-	2003-04	2007-08	
SKRIKO, Petri	LW	WPG	15	2	3	5	4	-	-	-	-	-	-	1991 92	1991 92	
SLANEY, John	D	PHX	55	3	14	17	24	-	-	-	-	-	-	1997-98	1997-98	
SMAIL, Doug	LW	WPG	691	189	208	397	466	41	9	2	11	49	-	1980 81	1990 91	
SMITH, Gary	G	WPG	20	0	0	0	25	-	-	-	-	-	-	1979 80	1979 80	
SMITH, Gord	D	WPG	13	0	0	0	8	-	-	-	-	-	-	1979 80	1979 80	
SMITH, Mike	G	ARI	312	1	7	8	56	16	0	1	1	14	-	2011-12	2016-17	
SMITH, Wyatt	C	PHX	54	3	7	10	13	-	-	-	-	-	-	1999-00	2001-02	
SOETAERT, Doug	G	WPG	130	0	6	6	38	4	0	0	0	0	0	1981 82	1983 84	
SPILLER, Matthew	D	PHX	59	0	1	1	67	-	-	-	-	-	-	2003-04	2005-06	
SPRING, Don	D	WPG	259	1	54	55	80	6	0	0	0	10	-	1980 81	1983 84	
STAFFORD, Garrett	D	PHX	2	0	0	0	0	-	-	-	-	-	-	2010-11	2010-11	
STAMLER, Lorne	LW	WPG	62	8	7	15	12	-	-	-	-	-	-	1979 80	1979 80	
STANIOWSKI, Ed	G	WPG	62	0	6	6	4	2	0	0	0	0	0	1981 82	1982 83	
STAPLETON, Mike	C	PHX /WPG	253	28	39	67	143	26	1	0	1	37	-	1995-96	1998-99	
STEEN, Anders	C	WPG	42	5	11	16	22	-	-	-	-	-	-	1980 81	1980 81	
STEEN, Thomas	C	WPG	950	264	553	817	753	56	12	32	44	62	-	1981 82	1994 95	
STEMPNIAK, Lee	RW	PHX	100	33	23	56	27	11	0	2	2	0	0	2009-10	2010-11	
STEPAN, Derek	C	ARI	154	29	62	91	40	-	-	-	-	-	-	2017-18	2018-19	
STEWART, Ryan	RW	WPG	3	1	0	1	0	-	-	-	-	-	-	1985 86	1985 86	
STONE, Michael	D	ARI	324	24	72	96	190	2	0	0	0	0	0	2011-12	2016-17	
STROME, Dylan	C	ARI	48	7	9	16	14	-	-	-	-	-	-	2016-17	2018-19	
STUTZEL, Mike	LW	PHX	9	0	0	0	0	-	-	-	-	-	-	2003-04	2003-04	
SUCHY, Radoslav	D	PHX	372	12	51	63	74	10	1	1	2	0	-	1999-00	2003-04	

NAME	POS	TEAM	REGULAR SEASON				PLAYOFFS				FROM	TO		
			GP	G	A	PTS	PIM	GP	G	A			PTS	PIM
SULLIVAN, Mike	C	PHX	256	13	20	33	66	10	0	1	1	2	1998-99	2001-02
SULLIVAN, Peter	C	WPG	126	28	54	82	40	-	-	-	-	-	1979-80	1980-81
SULLIVAN, Steve	LW	PHX	33	5	7	12	20	-	-	-	-	-	2012-13	2012-13
SUMMERS, Chris	D	ARI	64	2	7	9	47	-	-	-	-	-	2010-11	2014-15
SYKES, Phil	LW	WPG	170	25	18	43	157	11	0	1	1	9	1989-90	1991-92
SZWARZ, Jordan	RW	ARI	35	4	0	4	21	-	-	-	-	-	2013-14	2014-15
TABARACCI, Rick	G	WPG	61	0	2	2	22	7	0	0	0	0	1990-91	1992-93
TAFFE, Jeff	C	PHX	98	15	13	28	26	-	-	-	-	-	2002-03	2006-07
TAGLIANETTI, Peter	D	WPG	207	10	37	47	604	14	1	1	2	20	1984-85	1989-90
TANABE, David	D	PHX	66	5	11	16	30	-	-	-	-	-	2003-04	2005-06
TANGUAY, Alex	C	ARI	18	4	9	13	8	-	-	-	-	-	2015-16	2015-16
TELLQVIST, Mikael	G	PHX	67	0	2	2	2	-	-	-	-	-	2006-07	2008-09
THOMAS, Bill	RW	PHX	40	9	8	17	10	-	-	-	-	-	2005-06	2007-08
THOMAS, Christian	LW	ARI	1	0	0	0	0	-	-	-	-	-	2015-16	2015-16
THOMPSON, Brent	D	PHX/WPG	40	0	1	1	106	-	-	-	-	-	1994-95	1996-97
TIKHONOV, Viktor	LW	ARI	100	11	11	22	34	-	-	-	-	-	2008-09	2008-09
													2015-16	2015-16
TILEY, Brad	D	PHX	9	0	0	0	0	1	0	0	0	0	1997-98	1998-99
TINORDI, Jarred	D	ARI	7	0	0	0	12	-	-	-	-	-	2015-16	2015-16
TJARNQVIST, Mathias	LW	PHX	104	9	11	20	36	-	-	-	-	-	2006-07	2007-08
TKACHUK, Keith	LW	PHX /WPG	640	323	300	623	1508	44	19	9	28	100	1991-92	2000-01
TOCCHET, Rick	RW	PHX	213	64	66	130	371	13	6	5	11	33	1997-98	1999-00
TOMALTY, Glenn	LW	WPG	1	0	0	0	0	-	-	-	-	-	1979-80	1979-80
TOMLINSON, Dave	C	WPG	31	1	3	4	24	-	-	-	-	-	1993-94	1993-94
TORDJMAN, Josh	G	PHX	2	0	0	0	0	-	-	-	-	-	2008-09	2008-09
TORRES, Raffi	LW	PHX	107	20	18	38	96	3	1	1	2	2	2011-12	2012-13
TRIMPER, Tim	LW	WPG	140	23	23	46	138	1	0	0	0	0	1980-81	1983-84
TRUDEL, Jean-Guy	LW	PHX	4	0	0	0	2	-	-	-	-	-	1999-00	2001-02
TURCOTTE, Alfie	C	WPG	17	1	3	4	2	-	-	-	-	-	1987-88	1988-89
TURCOTTE, Darren	C	WPG	59	16	16	32	26	-	-	-	-	-	1995-96	1995-96
TURRIS, Kyle	C	PHX	137	19	27	46	43	4	1	2	3	2	2007-08	2011-12
TURNBULL, Perry	C	WPG	172	43	57	100	357	12	0	2	2	47	1984-85	1986-87
TVERDOVSKY, Oleg	D	PHX /WPG	241	24	83	107	80	25	0	11	11	6	1995-96	1998-99
ULANOV, Igor	D	WPG	176	5	43	48	385	11	0	0	0	43	1991-92	1994-95
UPSHALL, Scottie	LW	PHX	129	42	30	72	118	-	-	-	-	-	2008-09	2010-11
VAANANEN, Ossi	D	PHX	291	10	35	45	333	5	0	0	0	6	2000-01	2003-04
VANDERMEER, Jim	D	PHX	62	4	8	12	60	0	0	0	0	0	2009-10	2009-10
VANDERMEER, Pete	LW	PHX	2	0	0	0	0	-	-	-	-	-	2007-08	2007-08
VASILYEV, Andrei	LW	PHX	1	0	0	0	0	-	-	-	-	-	1998-99	1998-99
VEISOR, Mike	G	WPG	8	0	0	0	0	1	0	0	0	0	1983-84	1983-84
VERMETTE, Antoine	C	ARI	291	70	79	149	223	16	5	5	10	24	2011-12	2014-15
													2015-16	2015-16
VISENTIN, Mark	G	PHX	1	0	0	0	0	-	-	-	-	-	2013-14	2013-14
VISHEAU, Mark	D	WPG	1	0	0	0	0	-	-	-	-	-	1993-94	1993-94
VITOLINSH, Harijs	C	WPG	8	0	0	0	4	-	-	-	-	-	1993-94	1993-94
VITALE, Joe	C	ARI	71	3	6	9	41	-	-	-	-	-	2014-15	2015-16
VRBATA, Radim	RW	ARI	509	157	186	343	134	27	6	8	14	12	2007-08	2007-08
													2009-10	2013-14
													2016-17	2016-17
WAITE, Jimmy	G	PHX	33	0	0	0	4	4	0	0	0	0	1997-98	1998-99
WAKALUK, Darcy	G	PHX	16	0	1	1	4	-	-	-	-	-	1996-97	1996-97
WARRINER, Todd	LW	PHX	18	0	3	3	8	-	-	-	-	-	2001-02	2001-02
WATKINS, Matt	RW	PHX	1	0	0	0	0	-	-	-	-	-	2011-12	2011-12
WATTERS, Tim	D	WPG	438	21	101	122	760	28	1	2	3	49	1981-82	1987-88
WEAL, Jordan	C	ARI	19	1	1	2	0	-	-	-	-	-	2018-19	2018-19
WEDGEWOOD, Scott	G	ARI	20	0	0	0	2	-	-	-	-	-	2017-18	2017-18
WELLER, Craig	RW	PHX	59	3	8	11	80	-	-	-	-	-	2007-08	2007-08
WESTRUM, Erik	C	PHX	15	1	1	2	20	-	-	-	-	-	2003-04	2003-04
WHEELDON, Simon	C	WPG	4	0	0	0	4	-	-	-	-	-	1990-91	1990-91
WHELTON, Bill	D	WPG	2	0	0	0	0	-	-	-	-	-	1980-81	1980-81
WHITE, Ryan	RW	ARI	46	7	6	13	70	-	-	-	-	-	2016-17	2016-17
WHITNEY, Ray	LW	PHX	157	41	93	134	52	20	3	7	10	12	2010-11	2011-12
WILKINSON, Neil	D	WPG	61	2	8	10	108	-	-	-	-	-	1994-95	1995-96
WILSON, Landon	RW	PHX	183	32	36	68	180	4	0	0	0	12	2000-01	2003-04
WILSON, Ron	C	WPG	536	75	134	209	236	23	7	6	13	6	1979-80	1987-88
WINNIK, Daniel	LW	PHX	202	18	34	52	100	7	0	0	0	0	2007-08	2009-10
WOLSKI, Wojtek	LW	PHX	54	12	22	34	16	7	4	1	5	0	2009-10	2010-11
YANDLE, Keith	D	ARI	558	65	246	311	372	27	3	16	19	14	2006-07	2014-15
YIP, Brandon	RW	PHX	2	0	0	0	0	-	-	-	-	-	2013-14	2013-14
YLONEN, Juha	C	PHX	261	22	65	87	80	3	0	2	2	2	1996-97	2000-01
YONKMAN, Nolan	D	PHX	16	0	1	1	39	-	-	-	-	-	2010-11	2010-11
YORK, Mike	LW	PHX	63	6	8	14	4	-	-	-	-	-	2007-08	2007-08
YOUNG, Tim	RW	WPG	44	15	19	34	25	1	0	1	1	0	1983-84	1983-84
YSEBAERT, Paul	C	WPG	60	9	18	27	18	-	-	-	-	-	1993-94	1993-94
ZHAMNOV, Alexei	C	WPG	235	103	164	267	205	12	2	3	5	10	1992-93	1995-96
ZIGOMANIS, Mike	C	PHX	108	16	10	26	52	-	-	-	-	-	2006-07	2007-08

GOALTENDER	TEAM	GP	MIN	GA	S	GAA	SV%	W-L-T-OT	FROM	TO
AEBISCHER, David	PHX	1	60	3	0	3.00	.909	0-1-0	2007-08	2007-08
AULD, Alex	PHX	9	508	30	1	3.54	.880	3-6-0	2007-08	2007-08
BEAUREGARD, Stephane	WPG	74	3600	209	2	3.48	.885	16-30-11	1989-90	1991-92
									1993-94	1993-94
BEHREND, Marc	WPG	38	1946	160	1	4.93	.844	12-19-2	1983-84	1985-86
BERTHIAUME, Daniel	WPG	120	6598	399	5*	3.63	.876	50-45-13	1986-87	1989-90
BIERK, Zac	PHX	20	1074	44	1	2.46	.924	4-10-3	2002-03	2003-04
BOUCHARD, Dan	WPG	32	1696	107	2	3.79	.865	11-14-2	1985-86	1985-86
BOUCHER, Brian	PHX	96	5420	269	5	2.98	.898	28-45-18-0	2002-03	2005-06
BRYZGALOV, Ilya	PHX	257	15070	639	21	2.53	.919	130-93-27	2007-08	2010-11
BURKE, Sean	PHX	211	12348	491	15	2.39	.919	97-78-29	1999-00	2003-04
CHEVELDAE, Tim	WPG	74	4054	260	1	3.85	.884	21-42-7	1993-94	1995-96
CHEVRIER, Alain	WPG	22	1092	78	1	4.29	.859	8-8-2	1988-89	1988-89
CLIMIE, Matt	PHX	1	32	1	0	1.88	.938	0-0-0	2010-11	2010-11
DesROCHERS, Patrick	PHX	9	418	26	0	3.73	.861	1-5-1	2001-02	2002-03
DION, Michel	WPG	14	757	61	0	4.83	.864	3-6-3	1980-81	1980-81
DOMINGUE, Louis	ARI	84	4501	225	2	3.00	.906	27-41-7	2014-15	2017-18
DRAPER, Tom	WPG	9	513	41	0	4.80	.824	3-5-0	1988-89	1989-90
									1995-96	1995-96
DUBNYK, Devan	ARI	19	1034	47	1	2.72	.916	9-5-2	2014-15	2014-15
DUFFUS, Parris	PHX	1	29	1	0	2.07	.875	0-0-0	1996-97	1996-97
ESCHE, Robert	PHX	58	3033	150	3	2.97	.897	18-24-6	1998-99	2001-02
ESSENSA, Bob	PHX /WPG	311	17244	955	15	3.32	.894	129-124-35	1988-89	1993-94
									1999-00	1999-00
GREISS, Thomas	PHX	25	1312	50	2	2.29	.920	10-8-5	2013-14	2013-14
HAMEL, Pierre	WPG	64	3570	258	0	4.34	.869	12-39-7	1979-80	1980-81
HAYWARD, Brian	WPG	165	9172	654	1	4.28	.865	63-75-17	1982-83	1985-86
HILL, Adin	ARI	17	938	46	1	2.95	.898	8-8-0	2017-18	2018-19
HOLDEN, Mark	WPG	4	213	15	0	4.23	.856	2-0-0	1984-85	1984-85
HRIVNAK, Jim	WPG	3	180	13	0	4.33	.865	2-1-0	1992-93	1992-93
JABLONSKI, Pat	PHX	2	59	2	0	2.03	.917	0-1-0	1996-97	1996-97
JOHNSON, Chad	PHX	4	247	5	1	1.21	.954	2-0-2	2012-13	2012-13
JOHNSON, Brent	PHX	8	486	21	0	2.59	.914	1-6-1	2003-04	2003-04
JOSEPH, Curtis	PHX	115	6417	325	8	3.04	.898	50-52-5	2005-06	2006-07
KHABIBULIN, Nikolai	PHX/WPG	284	16030	735	21	2.75	.908	126-113-30	1994-95	1998-99
KUEMPER, Darcy	ARI	65	3848	158	6	2.46	.921	29-26-10	2017-18	2018-19
LABARBERA, Jason	PHX	68	3552	156	2	2.64	.918	22-26-9	2009-10	2012-13
LANGHAMER, Marek	ARI	2	45	1	0	1.35	.944	0-0-0	2016-17	2017-18
LANGKOW, Scott	PHX /WPG	5	178	13	0	4.38	.835	0-1-1	1995-96	1998-99
LeNEVEU, David	PHX	21	1047	59	0	3.38	.894	5-9-0	2005-06	2006-07
LINDBACK, Anders	ARI	19	906	47	0	3.11	.894	5-7-1	2015-16	2015-16
LOUSTEL, Ron	WPG	1	60	10	0	10.00	.804	0-1-0	1980-81	1980-81
MATTSSON, Markus	WPG	52	2907	193	3	3.98	.875	8-32-4	1979-80	1980-81
McELHINNEY, Curtis	PHX	1	72	2	0	1.67	.944	1-0-0	2011-12	2011-12
MCKENNA, Mike	ARI	1	60	5	0	5.00	.853	0-1-0	2014-15	2014-15
MIDDLEBROOK, Lindsay	WPG	24	1233	105	0	5.11	.856	2-17-3	1979-80	1980-81
MISKA, Hunter	ARI	1	19	1	0	3.28	.889	0-0-0	2018-19	2018-19
MONTOYA, Al	PHX	5	259	9	1	2.08	.925	3-1-0	2008-09	2008-09
MORRISON, Mike	PHX	4	127	13	0	6.14	.790	0-3-0	2006-07	2006-07
O'NEILL, Michael	WPG	20	824	58	0	4.22	.863	0-9-2	1991-92	1993-94
PELLETIER, Jean-Marc	PHX	6	294	18	0	3.67	.864	1-3-0	2002-03	2003-04
PENNEY, Steve	WPG	15	712	55	0	4.63	.828	3-8-2	1986-87	1987-88
PETERS, Justin	ARI	3	133	7	0	3.16	.900	0-1-0	2016-17	2016-17
PICKARD, Calvin	ARI	6	283	17	0	3.60	.892	0-4-0	2018-19	2018-19
RAANTA, Antti	ARI	59	3286	130	3	2.37	.925	26-23-6	2017-18	2018-19
REDDICK, Eldon	WPG	117	6358	395	1*	3.73	.873	41-51-14	1986-87	1988-89
ROUSSEL, Dominic	WPG	7	285	16	0	3.37	.881	2-2-0	1995-96	1995-96
SAUVE, Philippe	PHX	5	187	17	0	5.45	.867	0-4-0-0	2005-06	2005-06
SHTALENKOV, Mikhail	PHX	19	1147	45	2	2.35	.905	8-8-3	1998-99	1999-00
SMITH, Gary	WPG	20	1073	73	0	4.08	.873	4-11-4	1979-80	1979-80
SMITH, Mike	ARI	312	17980	807	22	2.69	.916	128-132-41	2011-12	2016-17
SOETAERT, Doug	WPG	130	7226	511	2	4.24	.869	50-48-21	1981-82	1983-84
STANIOWSKI, Ed	WPG	63	3510	247	2	4.22	.866	24-27-6	1981-82	1983-84
TABARACCI, Rick	WPG	61	3018	193	1	3.84	.874	15-26-7	1990-91	1992-93
TELLQVIST, Mikael	PHX	67	3613	184	4	3.06	.897	27-24-6	2006-07	2008-09
TORDJMAN, Josh	PHX	2	118	8	0	4.07	.871	0-2-0	2008-09	2008-09
TREUTLE, Niklas	ARI	2	49	5	0	6.00	.750	0-1-0	2015-16	2015-16

*Daniel Berthiaume and Eldon Reddick shared one shutout during the 1986-87 season

NOTE: Starting in 2005-06, goaltenders can no longer earn ties but losses in overtime or a shootout count in the OT column.

20-49-11 (51 points), 5th Smythe Division

PLAYER	GP	G	A	PTS	PIM	PLAYER	GP	G	A	PTS	PIM
Morris Lukowich	78	35	39	74	77	Hilliard Graves	35	1	5	6	15
Peter Sullivan	79	24	35	59	20	Bill Riley	14	3	2	5	7
Ron Wilson	79	21	36	57	28	Gord McTavish	10	1	3	4	2
Willy Lindstrom	79	23	26	49	20	Dave Hoyda	15	1	1	2	35
Craig Norwich	70	10	35	45	36	John Bethel	17	0	2	2	4
Peter Marsh	57	18	20	38	59	Pierre Hamel	35	0	2	2	10
Lars Erik Sjoberg	79	7	27	34	48	Pat Daley	5	1	0	1	4
Jude Drouin	78	8	16	24	50	Bob Guindon	6	0	1	1	0
Scott Campbell	63	3	17	20	136	Bill Lesuk	49	0	1	1	43
Lyle Moffat	74	10	9	19	38	Glenn Tomalty	1	0	0	0	0
Dave Christian	15	8	10	18	2	Larry Hopkins	5	0	0	0	0
John Markell	38	10	7	17	21	Don MacIver	6	0	0	0	2
Lorne Stamler	62	8	7	15	12	Gerry Rioux	9	0	0	0	6
Al Cameron	63	3	11	14	72	Lindsay Middlebrook	10	0	0	0	0
Ross Cory	46	2	9	11	32	Gord Smith	13	0	0	0	8
*Kris Manery	16	6	4	10	6	Wayne Dillon	13	0	0	0	2
#Bobby Hull	18	4	6	10	0	Mike Amodeo	19	0	0	0	2
Barry Melrose	74	4	6	10	124	Gary Smith	20	0	0	0	25
Jimmy Mann	72	3	5	8	287	Markus Mattsson	21	0	0	0	2

GOALTENDER	GP	MIN	GAA	W-L-T	SO	GA	SA	SV%
Markus Mattsson	21	1200	3.25	5-11-4	2	65	579	.888
Pierre Hamel	35	1947	4.01	9-19-3	0	130	1052	.876
Gary Smith	20	1073	4.08	4-11-4	0	73	574	.873
Lindsay Middlebrook	10	580	4.14	2-8-0	0	40	325	.877

* - Acquired during season # - Relocated during season

#	DATE	H/R	OPPONENT	SCORE	RES	RECORD	PTS	#	DATE	H/R	OPPONENT	SCORE	RES	RECORD	PTS
1	OCT. 10	@	Pittsburgh	4-2	L	0-1-0	0	41	JAN. 8	@	Atlanta	2-0	L	12-24-5	29
2	OCT. 11	@	Boston	4-0	L	0-2-0	0	42	JAN. 10	@	Philadelphia	5-4	L	12-25-5	29
3	OCT. 14		COLORADO	4-2	W	1-2-0	2	43	JAN. 12		NY RANGERS	3-0	L	12-26-5	29
4	OCT. 17		DETROIT	5-1	L	1-3-0	2	44	JAN. 13		LOS ANGELES	5-3	W	13-26-5	31
5	OCT. 19		MINNESOTA	3-2	W	2-3-0	4	45	JAN. 15	@	NY Islanders	5-2	L	13-27-5	31
6	OCT. 20	@	Colorado	4-1	L	2-4-0	4	46	JAN. 16	@	NY Rangers	4-1	L	13-28-5	31
7	OCT. 24	@	Chicago	4-0	L	2-5-0	4	47	JAN. 18		DETROIT	5-0	L	13-29-5	31
8	OCT. 26		BOSTON	3-2	W	3-5-0	6	48	JAN. 21	@	Hartford	7-2	L	13-30-5	31
9	OCT. 28		ST. LOUIS	2-2	T	3-5-1	7	49	JAN. 22	@	Washington	5-4	L	13-31-5	31
10	OCT. 31	@	Quebec	5-2	W	4-5-1	9	50	JAN. 25		PHILADELPHIA	5-4	L	13-32-5	31
11	NOV. 2		WASHINGTON	1-1	T	4-5-2	10	51	JAN. 27		ST. LOUIS	6-6	T	13-32-6	32
12	NOV. 4		NY ISLANDERS	4-4	T	4-5-3	11	52	JAN. 29	@	Los Angeles	7-3	W	14-32-6	34
13	NOV. 6	@	Atlanta	8-0	L	4-6-3	11	53	FEB. 1	@	Edmonton	9-2	L	14-33-6	34
14	NOV. 7	@	Washington	6-3	L	4-7-3	11	54	FEB. 2	@	Colorado	2-2	T	14-33-7	35
15	NOV. 10		TORONTO	8-4	L	4-8-3	11	55	FEB. 8		WASHINGTON	6-3	L	14-34-7	35
16	NOV. 14		HARTFORD	3-2	W	5-8-3	13	56	FEB. 10		EDMONTON	2-2	T	14-34-8	36
17	NOV. 16		QUEBEC	3-2	L	5-9-3	13	57	FEB. 12	@	NY Islanders	0-0	T	14-34-9	37
18	NOV. 18		PITTSBURGH	3-2	L	5-10-3	13	58	FEB. 14	@	Philadelphia	5-1	L	14-35-9	37
19	NOV. 21	@	NY Rangers	6-4	W	6-10-3	15	59	FEB. 15	@	Hartford	5-4	L	14-36-9	37
20	NOV. 22	@	Montreal	7-0	L	6-11-3	15	60	FEB. 17		QUEBEC	6-5	W	15-36-9	39
21	NOV. 24		VANCOUVER	5-3	W	7-11-3	17	61	FEB. 20	@	Buffalo	4-3	L	15-37-9	39
22	NOV. 27	@	Los Angeles	5-3	L	7-12-3	17	62	FEB. 21	@	Montreal	3-0	L	15-38-9	39
23	NOV. 28	@	Vancouver	4-2	L	7-13-3	17	63	FEB. 23		TORONTO	9-3	L	15-39-9	39
24	DEC. 1	@	Minnesota	4-4	T	7-13-4	18	64	FEB. 27	@	Pittsburgh	3-2	L	15-40-9	39
25	DEC. 2		NY ISLANDERS	4-0	L	7-14-4	18	65	FEB. 29		VANCOUVER	3-3	T	15-40-10	40
26	DEC. 4	@	St. Louis	4-2	W	8-14-4	20	66	MAR. 2		CHICAGO	3-2	L	15-41-10	40
27	DEC. 5	@	Detroit	6-4	L	8-15-4	20	67	MAR. 4	@	Vancouver	2-1	L	15-42-10	40
28	DEC. 7		EDMONTON	8-3	W	9-15-4	22	68	MAR. 9		ATLANTA	5-2	L	15-43-10	40
29	DEC. 9		ATLANTA	5-4	L	9-16-4	22	69	MAR. 12		BUFFALO	3-3	T	15-43-11	41
30	DEC. 12	@	Quebec	5-0	L	9-17-4	22	70	MAR. 14		MONTREAL	4-3	L	15-44-11	41
31	DEC. 15		MONTREAL	6-2	W	10-17-4	24	71	MAR. 16	@	Detroit	6-2	W	16-44-11	43
32	DEC. 16	@	Edmonton	4-3	W	11-17-4	26	72	MAR. 19	@	Toronto	9-1	L	16-45-11	43
33	DEC. 19		BUFFALO	3-2	L	11-18-4	26	73	MAR. 21		NY RANGERS	4-2	W	17-45-11	45
34	DEC. 21		CHICAGO	4-1	W	12-18-4	28	74	MAR. 23		PITTSBURGH	4-2	L	17-46-11	45
35	DEC. 26	@	Minnesota	6-0	L	12-19-4	28	75	MAR. 26		HARTFORD	7-0	W	18-46-11	47
36	DEC. 28		PHILADELPHIA	5-3	L	12-20-4	28	76	MAR. 28		MINNESOTA	2-1	L	18-47-11	47
37	DEC. 29	@	Toronto	6-1	L	12-21-4	28	77	MAR. 30	@	Boston	3-1	L	18-48-11	47
38	DEC. 31	@	Buffalo	6-2	L	12-22-4	28	78	APR. 2	@	Chicago	5-2	W	19-48-11	49
39	JAN. 4		BOSTON	2-1	L	12-23-4	28	79	APR. 5	@	St. Louis	6-0	L	19-49-11	49
40	JAN. 6		LOS ANGELES	4-4	T	12-23-5	29	80	APR. 6		COLORADO	3-2	W	20-49-11	51

9-57-14 (32 points), 6th Smythe Division

PLAYER	GP	G	A	PTS	PIM	PLAYER	GP	G	A	PTS	PIM
Dave Christian	80	28	43	71	22	Barry Legge	38	0	6	6	69
Morris Lukowich	80	33	34	67	90	Scott Campbell	14	1	4	5	55
Norm Dupont	80	27	26	53	8	#Tom Bladon	9	0	5	5	10
Ron Wilson	77	18	33	51	55	John Markell	14	1	3	4	15
Daniel Geoffrion	78	20	26	46	82	Rick Mulhern	19	0	4	4	14
Dave Babych	69	6	38	44	90	Murray Eaves	12	1	2	3	5
Willy Lindstrom	72	22	13	35	45	Al Cameron	29	1	2	3	21
Tim Trimper	56	15	14	29	28	#Barry Melrose	18	1	1	2	40
Rick Bowness	45	8	17	25	45	Sandy Beadle	6	1	0	1	2
Moe Mantha	58	2	23	25	35	Dave Hoyda	9	1	0	1	7
*Doug Lecuyer	45	6	17	23	66	Ross Cory	5	0	1	1	9
Barry Long	65	6	17	23	42	Pierre Hamel	29	0	1	1	4
Peter Sullivan	47	4	19	23	20	Markus Mattsson	31	0	1	1	2
Kris Manery	47	13	9	22	24	Dave Chartier	1	0	0	0	0
Don Spring	80	1	18	19	18	Ron Loustel	1	0	0	0	0
Doug Smail	30	10	8	18	45	Bill Whelton	2	0	0	0	0
Anders Steen	42	5	11	16	22	Jude Drouin	7	0	0	0	4
#Peter Marsh	24	6	7	13	9	Pat Daley	7	0	0	0	9
*Rick Dudley	30	5	5	10	28	*Michel Dion	14	0	0	0	2
Jimmy Mann	37	3	3	6	105	Lindsay Middlebrook	14	0	0	0	0
Mark Plantery	25	1	5	6	14						

GOALTENDER	GP	MIN	GAA	W-L-T	SO	GA	SA	SV%
Markus Mattsson	31	1707	4.50	3-21-4	1	128	965	.867
Pierre Hamel	29	1623	4.73	3-20-4	0	128	925	.862
*Michel Dion	14	757	4.83	3-6-3	0	61	447	.864
Lindsay Middlebrook	14	653	5.97	0-9-3	0	65	405	.840
Ron Loustel	1	60	10.00	0-1-0	0	10	51	.804

* - Acquired during season # - Relocated during season

#	DATE	H/R	OPPONENT	SCORE	RES	RECORD	PTS	#	DATE	H/R	OPPONENT	SCORE	RES	RECORD	PTS
1	OCT. 10	@	Washington	4-1	L	0-1-0	0	41	JAN. 9		VANCOUVER	4-4	T	4-29-8	16
2	OCT. 11	@	Pittsburgh	5-4	L	0-2-0	0	42	JAN. 10		HARTFORD	5-3	L	4-30-8	16
3	OCT. 17		CHICAGO	6-2	W	1-2-0	2	43	JAN. 13	@	Quebec	3-3	T	4-30-9	17
4	OCT. 19		QUEBEC	4-4	T	1-2-1	3	44	JAN. 15	@	Montreal	7-3	L	4-31-9	17
5	OCT. 22	@	Buffalo	7-4	L	1-3-1	3	45	JAN. 17	@	Calgary	4-2	L	4-32-9	17
6	OCT. 25	@	Minnesota	4-1	L	1-4-1	3	46	JAN. 18		TORONTO	5-4	L	4-33-9	17
7	OCT. 26		BOSTON	7-7	T	1-4-2	4	47	JAN. 21		NY RANGERS	5-1	W	5-33-9	19
8	OCT. 29	@	Chicago	8-4	L	1-5-2	4	48	JAN. 23	@	Colorado	2-2	T	5-33-10	20
9	OCT. 31		PITTSBURGH	6-5	L	1-6-2	4	49	JAN. 27	@	Washington	4-3	L	5-34-10	20
10	NOV. 2		WASHINGTON	4-4	T	1-6-3	5	50	JAN. 29	@	Boston	7-6	L	5-35-10	20
11	NOV. 5		CALGARY	5-5	T	1-6-4	6	51	JAN. 31	@	Toronto	2-0	W	6-35-10	22
12	NOV. 7		EDMONTON	4-2	L	1-7-4	6	52	FEB. 1	@	Buffalo	4-0	L	6-36-10	22
13	NOV. 9		TORONTO	7-4	L	1-8-4	6	53	FEB. 4		PITTSBURGH	3-2	L	6-37-10	22
14	NOV. 12	@	Quebec	5-1	L	1-9-4	6	54	FEB. 6	@	Edmonton	10-4	L	6-38-10	22
15	NOV. 13	@	Boston	5-5	T	1-9-5	7	55	FEB. 8	@	Chicago	9-1	L	6-39-10	22
16	NOV. 16		MONTREAL	5-1	L	1-10-5	7	56	FEB. 12	@	NY Rangers	8-6	L	6-40-10	22
17	NOV. 18	@	Vancouver	6-1	L	1-11-5	7	57	FEB. 15		QUEBEC	4-3	W	7-40-10	24
18	NOV. 19	@	Los Angeles	7-2	L	1-12-5	7	58	FEB. 17	@	Detroit	6-4	L	7-41-10	24
19	NOV. 21		BUFFALO	4-2	L	1-13-5	7	59	FEB. 18	@	Hartford	3-3	T	7-41-11	25
20	NOV. 23	@	Philadelphia	3-1	L	1-14-5	7	60	FEB. 20		MINNESOTA	5-3	L	7-42-11	25
21	NOV. 24	@	NY Islanders	4-4	T	1-14-6	8	61	FEB. 21		EDMONTON	5-1	L	7-43-11	25
22	NOV. 26	@	Hartford	8-4	L	1-15-6	8	62	FEB. 25	@	Pittsburgh	4-3	L	7-44-11	25
23	NOV. 28		ST. LOUIS	1-1	T	1-15-7	9	63	FEB. 27		PHILADELPHIA	6-3	L	7-45-11	25
24	NOV. 30		CALGARY	4-1	L	1-16-7	9	64	MAR. 1		DETROIT	4-4	T	7-45-12	26
25	DEC. 3		NY RANGERS	4-3	L	1-17-7	9	65	MAR. 4	@	Montreal	9-3	L	7-46-12	26
26	DEC. 4	@	Calgary	3-1	L	1-18-7	9	66	MAR. 5	@	Philadelphia	10-1	L	7-47-12	26
27	DEC. 6	@	St. Louis	5-2	L	1-19-7	9	67	MAR. 7		MONTREAL	4-2	W	8-47-12	28
28	DEC. 10		HARTFORD	8-5	L	1-20-7	9	68	MAR. 8		LOS ANGELES	4-1	L	8-48-12	28
29	DEC. 13	@	Minnesota	4-3	L	1-21-7	9	69	MAR. 11		NY ISLANDERS	6-3	L	8-49-12	28
30	DEC. 14		NY ISLANDERS	5-4	L	1-22-7	9	70	MAR. 13		BUFFALO	5-2	L	8-50-12	28
31	DEC. 16	@	NY Islanders	6-2	L	1-23-7	9	71	MAR. 15		CHICAGO	8-2	L	8-51-12	28
32	DEC. 17	@	NY Rangers	8-2	L	1-24-7	9	72	MAR. 18		COLORADO	4-3	W	9-51-12	30
33	DEC. 20	@	St. Louis	5-2	L	1-25-7	9	73	MAR. 21	@	Detroit	5-4	L	9-52-12	30
34	DEC. 23		COLORADO	5-4	W	2-25-7	11	74	MAR. 22		LOS ANGELES	7-5	L	9-53-12	30
35	DEC. 26		MINNESOTA	5-3	L	2-26-7	11	75	MAR. 27		VANCOUVER	10-2	L	9-54-12	30
36	DEC. 28		DETROIT	4-3	L	2-27-7	11	76	MAR. 29	@	Colorado	2-1	L	9-55-12	30
37	DEC. 31		WASHINGTON	5-3	L	2-28-7	11	77	MAR. 31	@	Los Angeles	7-3	L	9-56-12	30
38	JAN. 2		PHILADELPHIA	4-3	W	3-28-7	13	78	APR. 1	@	Vancouver	4-4	T	9-56-13	31
39	JAN. 5		BOSTON	4-1	L	3-29-7	13	79	APR. 4	@	Edmonton	7-2	L	9-57-13	31
40	JAN. 7	@	Toronto	8-2	W	4-29-7	15	80	APR. 5		ST. LOUIS	5-5	T	9-57-14	32

33-33-14 (80 points), 2nd Norris Division

PLAYER	GP	G	A	PTS	PIM
Dale Hawerchuk	80	45	58	103	47
Morris Lukowich	77	43	49	92	102
Dave Christian	80	25	51	76	28
David Babych	79	19	49	68	92
Paul MacLean	74	36	25	61	106
Willy Lindstrom	74	32	27	59	33
Lucien DeBlois	65	25	27	52	87
Thomas Steen	73	15	29	44	42
Bengt Lundholm	66	14	30	44	10
Normand Dupont	62	13	25	38	22
Doug Smail	72	17	18	35	55
Larry Hopkins	41	10	15	25	22
Tim Watters	69	2	22	24	97
Tim Trimper	74	8	8	16	100

PLAYER	GP	G	A	PTS	PIM
Ron Wilson	39	3	13	16	49
Don Spring	78	0	16	16	21
Craig Levie	40	4	9	13	48
Moe Mantha	25	0	12	12	28
Bryan Maxwell	45	1	9	10	110
Scott Arniel	17	1	8	9	14
Serge Savard	47	2	5	7	26
Jimmy Mann	37	3	2	5	79
Ed Staniowski	45	0	5	5	4
Barry Legge	38	1	2	3	57
Barry Long	5	0	2	2	4
Doug Soetaert	39	0	2	2	14
Dan Geoffrion	1	0	0	0	5
Murray Eaves	2	0	0	0	0

GOALTENDER	GP	MIN	GAA	W-L-T	SO	GA	SA	SV%
Ed Staniowski	45	2643	3.95	20-19-6	1	174	1412	.877
Doug Soetaert	39	2157	4.31	13-14-8	2	155	1184	.869

* - Acquired during season # - Relocated during season

#	DATE	H/R	OPPONENT	SCORE	RES	RECORD	PTS	#	DATE	H/R	OPPONENT	SCORE	RES	RECORD	PTS
1	OCT. 6		TORONTO	6-1	L	0-1-0	0	41	JAN. 6	@	Hartford	5-3	W	14-19-8	36
2	OCT. 9		NY RANGERS	8-3	W	1-1-0	2	42	JAN. 7	@	Boston	8-6	L	14-20-8	36
3	OCT. 14	@	Edmonton	4-2	W	2-1-0	4	43	JAN. 9	@	Detroit	4-2	W	15-20-8	38
4	OCT. 15	@	Calgary	5-4	W	3-1-0	6	44	JAN. 10		MONTREAL	4-4	T	15-20-9	39
5	OCT. 18		COLORADO	4-3	L	3-2-0	6	45	JAN. 13		PITTSBURGH	6-1	W	16-20-9	41
6	OCT. 21	@	Buffalo	2-2	T	3-2-1	7	46	JAN. 15		NY RANGERS	4-4	T	16-20-10	42
7	OCT. 23		CHICAGO	5-5	T	3-2-2	8	47	JAN. 17		QUEBEC	7-5	L	16-21-10	42
8	OCT. 25		LOS ANGELES	9-4	W	4-2-2	10	48	JAN. 20		WASHINGTON	3-0	W	17-21-10	44
9	OCT. 28	@	Chicago	7-6	L	4-3-2	10	49	JAN. 22		CHICAGO	6-5	W	18-21-10	46
10	OCT. 31	@	Toronto	6-5	W	5-3-2	12	50	JAN. 26	@	Detroit	3-3	T	18-21-11	47
11	NOV. 3	@	Colorado	5-3	W	6-3-2	14	51	JAN. 27	@	Toronto	4-3	W	19-21-11	49
12	NOV. 6		CHICAGO	4-3	W	7-3-2	16	52	JAN. 30	@	Pittsburgh	2-1	L	19-22-11	49
13	NOV. 8	@	Vancouver	5-1	L	7-4-2	16	53	FEB. 2	@	St. Louis	10-6	L	19-23-11	49
14	NOV. 10		NY ISLANDERS	5-3	L	7-5-2	16	54	FEB. 5		CALGARY	6-4	W	20-23-11	51
15	NOV. 11	@	Minnesota	15-2	L	7-6-2	16	55	FEB. 10	@	Buffalo	4-3	L	20-24-11	51
16	NOV. 14	@	Los Angeles	3-2	W	8-6-2	18	56	FEB. 13	@	Montreal	7-3	L	20-25-11	51
17	NOV. 17	@	Calgary	6-4	L	8-7-2	18	57	FEB. 16	@	Quebec	7-3	L	20-26-11	51
18	NOV. 18		MINNESOTA	6-4	L	8-8-2	18	58	FEB. 19		QUEBEC	4-4	T	20-26-12	52
19	NOV. 21	@	St. Louis	1-1	T	8-8-3	19	59	FEB. 21		WASHINGTON	6-3	L	20-27-12	52
20	NOV. 22		ST. LOUIS	5-4	W	9-8-3	21	60	FEB. 24		PHILADELPHIA	6-2	W	21-27-12	54
21	NOV. 25		COLORADO	7-2	W	10-8-3	23	61	FEB. 26		BUFFALO	4-4	T	21-27-13	55
22	NOV. 27		MINNESOTA	5-5	T	10-8-4	24	62	FEB. 28		ST. LOUIS	5-2	W	22-27-13	57
23	NOV. 29		EDMONTON	10-2	L	10-9-4	24	63	MAR. 2	@	Philadelphia	7-6	W	23-27-13	59
24	DEC. 1	@	Philadelphia	2-1	L	10-10-4	24	64	MAR. 3	@	Chicago	4-2	W	24-27-13	61
25	DEC. 2	@	Pittsburgh	4-2	L	10-11-4	24	65	MAR. 5		DETROIT	2-0	W	25-27-13	63
26	DEC. 4	@	Washington	7-3	L	10-12-4	24	66	MAR. 7		VANCOUVER	5-2	W	26-27-13	65
27	DEC. 6		NY ISLANDERS	5-2	W	11-12-4	26	67	MAR. 10	@	Hartford	6-2	L	26-28-13	65
28	DEC. 9	@	Toronto	3-3	T	11-12-5	27	68	MAR. 11	@	Boston	7-4	L	26-29-13	65
29	DEC. 11		MONTREAL	5-5	T	11-12-6	28	69	MAR. 13	@	Toronto	10-2	W	27-29-13	67
30	DEC. 13		DETROIT	2-1	L	11-13-6	28	70	MAR. 16	@	St. Louis	7-3	W	28-29-13	69
31	DEC. 16	@	Chicago	3-3	T	11-13-7	29	71	MAR. 17	@	Minnesota	3-2	W	29-29-13	71
32	DEC. 17	@	Minnesota	4-2	W	12-13-7	31	72	MAR. 20		TORONTO	7-0	W	30-29-13	73
33	DEC. 19		TORONTO	8-4	L	12-14-7	31	73	MAR. 21		DETROIT	8-2	W	31-29-13	75
34	DEC. 20		ST. LOUIS	5-4	W	13-14-7	33	74	MAR. 24		LOS ANGELES	5-3	W	32-29-13	77
35	DEC. 22	@	NY Islanders	5-2	L	13-15-7	33	75	MAR. 26		ST. LOUIS	4-4	T	32-29-14	78
36	DEC. 23	@	NY Rangers	5-2	L	13-16-7	33	76	MAR. 28	@	Vancouver	5-0	L	32-30-14	78
37	DEC. 26		CHICAGO	3-2	L	13-17-7	33	77	MAR. 30	@	Minnesota	7-5	W	33-30-14	80
38	DEC. 27		DETROIT	2-2	T	13-17-8	34	78	MAR. 31	@	Detroit	4-2	L	33-31-14	80
39	DEC. 30		HARTFORD	6-1	L	13-18-8	34	79	APR. 2		MINNESOTA	5-2	L	33-32-14	80
40	JAN. 3		BOSTON	8-5	L	13-19-8	34	80	APR. 4	@	Edmonton	2-1	L	33-33-14	80

33-39-8 (74 points), 4th Smythe Division

PLAYER	GP	G	A	PTS	PIM	PLAYER	GP	G	A	PTS	PIM
Dale Hawerchuk	79	40	51	91	31	Scott Arniel	75	13	5	18	46
Paul MacLean	80	32	44	76	121	Don Spring	80	0	16	16	37
Dave Babych	79	13	61	74	56	Ron Wilson	12	6	3	9	4
Thomas Steen	75	26	33	59	60	Craig Levie	22	4	5	9	31
Lucien DeBlois	79	27	27	54	69	Moe Mantha	21	2	7	9	6
Brian Mullen	80	24	26	50	14	Murray Eaves	26	2	7	9	2
#Willy Lindstrom	63	20	25	45	8	*Laurie Boschman	12	3	5	8	36
Dave Christian	55	18	26	44	23	Larry Hopkins	12	3	1	4	4
Doug Smail	80	15	29	44	32	Wade Campbell	42	1	2	3	50
Morris Lukowich	69	22	21	43	67	Ed Staniowski	17	0	1	1	0
Bengt Lundholm	58	14	28	42	16	Brian Hayward	24	0	1	1	0
Normand Dupont	39	7	16	23	6	Jimmy Mann	40	0	1	1	73
Tim Watters	77	5	18	23	98	Doug Soetaert	44	0	1	1	10
Bryan Maxwell	54	7	13	20	131	Jim Kyte	2	0	0	0	0
Serge Savard	76	4	16	20	29	Tim Trimper	5	0	0	0	0

GOALTENDER	GP	MIN	GAA	W-L-T	SO	GA	SA	SV%
Brian Hayward	24	1440	3.71	10-12-2	1	89	786	.887
Doug Soetaert	44	2533	4.12	19-19-6	0	174	1328	.869
Ed Staniowski	17	827	4.72	4-8-0	1	65	417	.844

* - Acquired during season # - Relocated during season

#	DATE	H/R	OPPONENT	SCORE	RES	RECORD	PTS	#	DATE	H/R	OPPONENT	SCORE	RES	RECORD	PTS
1	OCT. 6		MINNESOTA	5-4	L	0-1-0	0	41	JAN. 9		PITTSBURGH	4-3	W	18-19-4	40
2	OCT. 9	@	Detroit	8-0	W	1-1-0	2	42	JAN. 11	@	NY Islanders	4-1	L	18-20-4	40
3	OCT. 10	@	Chicago	5-3	W	2-1-0	4	43	JAN. 12	@	NY Rangers	5-5	T	18-20-5	41
4	OCT. 12		LOS ANGELES	5-4	W	3-1-0	6	44	JAN. 14		ST. LOUIS	4-2	L	18-21-5	41
5	OCT. 14	@	St. Louis	5-2	W	4-1-0	8	45	JAN. 16	@	Vancouver	6-4	L	18-22-5	41
6	OCT. 17		CALGARY	5-5	T	4-1-1	9	46	JAN. 19		TORONTO	6-3	W	19-22-5	43
7	OCT. 22		NEW JERSEY	3-1	W	5-1-1	11	47	JAN. 21		NY RANGERS	4-1	W	20-22-5	45
8	OCT. 24		EDMONTON	9-5	W	6-1-1	13	48	JAN. 23	@	Buffalo	5-2	L	20-23-5	45
9	OCT. 27		LOS ANGELES	7-3	W	7-1-1	15	49	JAN. 25	@	Quebec	6-3	L	20-24-5	45
10	OCT. 31		PHILADELPHIA	3-2	L	7-2-1	15	50	JAN. 27	@	Philadelphia	5-2	L	20-25-5	45
11	NOV. 3	@	Edmonton	7-2	L	7-3-1	15	51	JAN. 29	@	Hartford	2-2	T	20-25-6	46
12	NOV. 4	@	Calgary	7-5	L	7-4-1	15	52	JAN. 31	@	Boston	2-2	T	20-25-7	47
13	NOV. 7		CALGARY	7-5	L	7-5-1	15	53	FEB. 2		PHILADELPHIA	6-3	L	20-26-7	47
14	NOV. 13		VANCOUVER	3-2	W	8-5-1	17	54	FEB. 4		PITTSBURGH	6-4	W	21-26-7	49
15	NOV. 14		VANCOUVER	6-5	W	9-5-1	19	55	FEB. 6		MONTREAL	2-0	L	21-27-7	49
16	NOV. 17		BUFFALO	7-2	L	9-6-1	19	56	FEB. 10	@	Montreal	5-3	L	21-28-7	49
17	NOV. 19		WASHINGTON	3-3	T	9-6-2	20	57	FEB. 12	@	Detroit	4-2	W	22-28-7	51
18	NOV. 24		CHICAGO	7-5	L	9-7-2	20	58	FEB. 13	@	Washington	6-1	L	22-29-7	51
19	NOV. 26		EDMONTON	6-5	L	9-8-2	20	59	FEB. 15		VANCOUVER	7-4	W	23-29-7	53
20	NOV. 27	@	Toronto	6-3	W	10-8-2	22	60	FEB. 18		BOSTON	6-5	W	24-29-7	55
21	NOV. 29	@	Montreal	9-4	L	10-9-2	22	61	FEB. 20	@	NY Rangers	9-4	L	24-30-7	55
22	NOV. 30	@	Quebec	8-6	L	10-10-2	22	62	FEB. 22	@	NY Islanders	2-2	T	24-30-8	56
23	DEC. 3	@	NY ISLANDERS	4-2	W	11-10-2	24	63	FEB. 23	@	Pittsburgh	6-4	L	24-31-8	56
24	DEC. 4	@	Minnesota	4-1	L	11-11-2	24	64	FEB. 25		HARTFORD	5-3	W	25-31-8	58
25	DEC. 6	@	New Jersey	5-3	W	12-11-2	26	65	FEB. 27	@	Edmonton	3-0	L	25-32-8	58
26	DEC. 7	@	Washington	3-3	T	12-11-3	27	66	MAR. 2		VANCOUVER	3-0	L	25-33-8	58
27	DEC. 10		CALGARY	6-4	L	12-12-3	27	67	MAR. 5	@	Vancouver	5-4	L	25-34-8	58
28	DEC. 11		LOS ANGELES	4-3	W	13-12-3	29	68	MAR. 6	@	Vancouver	6-2	L	25-35-8	58
29	DEC. 14	@	St. Louis	4-3	W	14-12-3	31	69	MAR. 9		BUFFALO	6-0	W	26-35-8	60
30	DEC. 15	@	Chicago	10-3	L	14-13-3	31	70	MAR. 10	@	Calgary	6-3	L	26-36-8	60
31	DEC. 17		HARTFORD	2-0	L	14-14-3	31	71	MAR. 13	@	Los Angeles	6-5	W	27-36-8	62
32	DEC. 19		NEW JERSEY	3-2	L	14-15-3	31	72	MAR. 15	@	Los Angeles	4-3	L	27-37-8	62
33	DEC. 21	@	Los Angeles	4-2	W	15-15-3	33	73	MAR. 18		TORONTO	7-3	W	28-37-8	64
34	DEC. 26		MINNESOTA	3-2	L	15-16-3	33	74	MAR. 20		QUEBEC	3-2	W	29-37-8	66
35	DEC. 28	@	Vancouver	4-4	T	15-16-4	34	75	MAR. 23		EDMONTON	7-4	W	30-37-8	68
36	DEC. 29	@	Los Angeles	4-3	W	16-16-4	36	76	MAR. 26	@	Calgary	5-2	W	31-37-8	70
37	JAN. 1	@	Edmonton	5-3	L	16-17-4	36	77	MAR. 27		CALGARY	4-3	L	31-38-8	70
38	JAN. 2		BOSTON	6-4	W	17-17-4	38	78	MAR. 30		LOS ANGELES	10-5	W	32-38-8	72
39	JAN. 5		EDMONTON	8-3	L	17-18-4	38	79	APR. 1	@	Edmonton	7-2	L	32-39-8	72
40	JAN. 6	@	Calgary	5-1	L	17-19-4	38	80	APR. 3		DETROIT	8-3	W	33-39-8	74

31-38-11 (73 points), 4th Smythe Division

PLAYER	GP	G	A	PTS	PIM	PLAYER	GP	G	A	PTS	PIM
Dale Hawerchuk	80	37	65	102	73	*Jordy Douglas	17	4	2	6	8
Lucien DeBlois	80	34	45	79	50	Don Spring	21	0	4	4	4
Laurie Boschman	61	28	46	74	234	Jim Kyte	58	1	2	3	55
Paul MacLean	76	40	31	71	155	#Bryan Maxwell	3	0	3	3	27
Thomas Steen	78	20	45	65	69	*Randy Carlyle	5	0	3	3	2
Brian Mullen	75	21	41	62	28	Doug Soetaert	47	0	3	3	14
Dave Babych	66	18	39	57	62	Jyrki Seppa	13	0	2	2	6
Scott Arniel	80	21	35	56	68	#Ed Staniowski	1	0	1	1	0
Morris Lukowich	80	30	25	55	71	Mike Lauen	3	0	1	1	0
Moe Mantha	72	16	38	54	67	#Jimmy Mann	16	0	1	1	54
Doug Smail	66	20	17	37	62	Brian Hayward	28	0	1	1	2
Tim Young	44	15	19	34	25	Bobby Dollas	1	0	0	0	0
Andrew McBain	78	11	19	30	37	Murray Eaves	2	0	0	0	0
Tim Watters	74	3	20	23	169	Tim Trimper	5	0	0	0	0
*Robert Picard	62	6	16	22	34	Marc Behrend	6	0	0	0	0
Wade Campbell	79	7	14	21	147	*Mike Veisor	8	0	0	0	0
Bengt Lundholm	57	5	14	19	20	John Gibson	11	0	0	0	14
Ron Wilson	51	3	12	15	12						

GOALTENDER	GP	MIN	GAA	W-L-T	SO	GA	SA	SV%
*Mike Veisor	8	420	3.71	4-1-2	0	26	172	.849
Doug Soetaert	47	2539	4.30	18-15-7	0	182	1385	.869
Brian Hayward	28	1530	4.86	7-18-2	0	124	860	.856
Marc Behrend	6	351	5.47	2-4-0	0	32	184	.826
#Ed Staniowski	1	40	12.00	0-0-0	0	8	20	.600

* - Acquired during season # - Relocated during season

#	DATE	H/R	OPPONENT	SCORE	RES	RECORD	PTS	#	DATE	H/R	OPPONENT	SCORE	RES	RECORD	PTS
1	OCT. 5		DETROIT	6-6	T	0-0-1	0	41	JAN. 8		HARTFORD	4-3	W	15-21-5	35
2	OCT. 7		EDMONTON	8-6	L	0-1-1	1	42	JAN. 11	@	Calgary	9-5	L	15-22-5	35
3	OCT. 9		CALGARY	1-1	T	0-1-2	2	43	JAN. 13		LOS ANGELES	7-7	T	15-22-6	36
4	OCT. 12	@	Pittsburgh	4-3	W	1-1-2	4	44	JAN. 15		LOS ANGELES	4-4	T	15-22-7	37
5	OCT. 13	@	Philadelphia	4-3	L	1-2-2	4	45	JAN. 17	@	Washington	8-3	L	15-23-7	37
6	OCT. 15	@	Minnesota	2-1	L	1-3-2	4	46	JAN. 18	@	Pittsburgh	5-4	W	16-23-7	39
7	OCT. 19		MONTREAL	12-2	L	1-4-2	4	47	JAN. 20		VANCOUVER	6-6	T	16-23-8	40
8	OCT. 23	@	Buffalo	5-2	L	1-5-2	4	48	JAN. 22		VANCOUVER	6-4	W	17-23-8	42
9	OCT. 25	@	NY Islanders	4-2	W	2-5-2	6	49	JAN. 24	@	Quebec	5-3	W	18-23-8	44
10	OCT. 26	@	NY Rangers	7-5	W	3-5-2	8	50	JAN. 26	@	Hartford	6-2	W	19-23-8	46
11	OCT. 28	@	Calgary	7-1	L	3-6-2	8	51	JAN. 28	@	Boston	5-2	L	19-24-8	46
12	OCT. 30		WASHINGTON	7-3	L	3-7-2	8	52	FEB. 3		CHICAGO	7-3	W	20-24-8	48
13	NOV. 2		PITTSBURGH	6-3	L	3-8-2	8	53	FEB. 5		MONTREAL	2-2	T	20-24-9	49
14	NOV. 4		TORONTO	8-2	W	4-8-2	10	54	FEB. 8		NY RANGERS	3-1	L	20-25-9	49
15	NOV. 6		EDMONTON	8-5	L	4-9-2	10	55	FEB. 12		DETROIT	2-2	T	20-25-10	50
16	NOV. 9	@	Vancouver	7-2	W	5-9-2	12	56	FEB. 15	@	Edmonton	7-4	L	20-26-10	50
17	NOV. 11	@	Vancouver	4-2	L	5-10-2	12	57	FEB. 17		QUEBEC	6-3	L	20-27-10	50
18	NOV. 13		PHILADELPHIA	3-2	W	6-10-2	14	58	FEB. 19		WASHINGTON	4-3	W	21-27-10	52
19	NOV. 16		BUFFALO	6-5	L	6-11-2	14	59	FEB. 22	@	New Jersey	8-5	W	22-27-10	54
20	NOV. 19	@	Minnesota	8-7	L	6-12-2	14	60	FEB. 23	@	Montreal	5-3	W	23-27-10	56
21	NOV. 21	@	Edmonton	7-6	L	6-13-2	14	61	FEB. 25		BOSTON	5-2	W	24-27-10	58
22	NOV. 23		VANCOUVER	4-1	L	6-14-2	14	62	FEB. 27		EDMONTON	6-5	L	24-28-10	58
23	NOV. 24	@	Calgary	4-4	T	6-14-3	15	63	FEB. 29		NY ISLANDERS	4-3	L	24-29-10	58
24	NOV. 29	@	Los Angeles	6-5	W	7-14-3	17	64	MAR. 3	@	Detroit	6-1	L	24-30-10	58
25	DEC. 1	@	Los Angeles	6-5	W	8-14-3	19	65	MAR. 6	@	Los Angeles	7-3	W	25-30-10	60
26	DEC. 4		LOS ANGELES	7-5	W	9-14-3	21	66	MAR. 7	@	Vancouver	4-3	L	25-31-10	60
27	DEC. 7	@	New Jersey	6-3	L	9-15-3	21	67	MAR. 9		NY RANGERS	6-5	L	25-32-10	60
28	DEC. 10	@	Hartford	5-5	T	9-15-4	22	68	MAR. 11		QUEBEC	6-5	W	26-32-10	62
29	DEC. 11	@	Boston	4-2	L	9-16-4	22	69	MAR. 12	@	Toronto	8-7	W	27-32-10	64
30	DEC. 14	@	Toronto	8-4	W	10-16-4	24	70	MAR. 14		CHICAGO	6-4	W	28-32-10	66
31	DEC. 16		NEW JERSEY	4-1	W	11-16-4	26	71	MAR. 16		LOS ANGELES	5-4	W	29-32-10	68
32	DEC. 18		EDMONTON	7-5	L	11-17-4	26	72	MAR. 18		CALGARY	4-3	L	29-33-10	68
33	DEC. 19	@	Calgary	7-6	L	11-18-4	26	73	MAR. 20	@	St. Louis	9-3	L	29-34-10	68
34	DEC. 21	@	Edmonton	7-4	L	11-19-4	26	74	MAR. 21	@	Chicago	6-2	L	29-35-10	68
35	DEC. 23		ST. LOUIS	6-3	W	12-19-4	28	75	MAR. 23		VANCOUVER	4-3	L	29-36-10	68
36	DEC. 26		MINNESOTA	5-1	W	13-19-4	30	76	MAR. 25	@	Edmonton	3-2	L	29-37-10	68
37	DEC. 30		NY ISLANDERS	4-3	W	14-19-4	32	77	MAR. 27	@	Los Angeles	3-3	T	29-37-11	69
38	JAN. 1		CALGARY	3-3	T	14-19-5	33	78	MAR. 28	@	Vancouver	5-1	L	29-38-11	69
39	JAN. 4	@	Buffalo	9-4	L	14-20-5	33	79	MAR. 30		ST. LOUIS	2-1	W	30-38-11	71
40	JAN. 5	@	Philadelphia	7-6	L	14-21-5	33	80	APR. 1		CALGARY	3-2	W	31-38-11	73

43-27-10 (96 points), 2nd Smythe Division

PLAYER	GP	G	A	PTS	PIM	PLAYER	GP	G	A	PTS	PIM
Dale Hawerchuk	80	53	77	130	74	Ron Wilson	75	10	9	19	31
Paul MacLean	79	41	60	101	119	*Jim Nill	20	8	8	16	38
Thomas Steen	79	30	54	84	80	#Morris Lukowich	47	5	9	14	31
Laurie Boschman	80	32	44	76	180	Wade Campbell	40	1	6	7	21
Brian Mullen	69	32	39	71	32	Brian Hayward	61	0	4	4	10
Doug Smail	80	31	35	66	45	Murray Eaves	3	0	3	3	0
Dave Babych	78	13	49	62	78	Jim Kyte	71	0	3	3	111
Randy Carlyle	71	13	38	51	98	Jordy Douglas	7	0	2	2	0
Scott Arniel	79	22	22	44	81	Paul Pooley	12	0	2	2	0
Perry Turnbull	66	22	21	43	130	Tom Martin	8	1	0	1	42
Dave Ellett	80	11	27	38	85	Mark Holden	4	0	1	1	0
Robert Picard	78	12	22	34	107	Peter Taglianetti	1	0	0	0	0
Bengt Lundholm	78	12	18	30	20	Dan McFall	2	0	0	0	0
Andrew McBain	77	7	15	22	45	Bobby Dollas	9	0	0	0	0
Tim Watters	63	2	20	22	74	Marc Behrend	23	0	0	0	0

GOALTENDER	GP	MIN	GAA	W-L-T	SO	GA	SA	SV%
Brian Hayward	61	3481	3.86	33-17-8	0	224	1814	.877
Mark Holden	4	213	4.23	2-0-0	0	15	104	.856
Marc Behrend	23	1173	4.45	8-10-2	1	87	624	.861

* - Acquired during season # - Relocated during season

#	DATE	H/R	OPPONENT	SCORE	RES	RECORD	PTS	#	DATE	H/R	OPPONENT	SCORE	RES	RECORD	PTS
1	OCT. 14		TORONTO	5-2	W	1-0-0	2	41	JAN. 9		NY RANGERS	6-5	W	20-17-4	44
2	OCT. 17	@	Calgary	7-4	L	1-1-0	2	42	JAN. 12	@	Los Angeles	6-4	L	20-18-4	44
3	OCT. 19		EDMONTON	7-4	L	1-2-0	2	43	JAN. 13	@	Los Angeles	6-5	W	21-18-4	46
4	OCT. 21		BOSTON	3-2	W	2-2-0	4	44	JAN. 16	@	Chicago	6-3	L	21-19-4	46
5	OCT. 24		HARTFORD	8-4	W	3-2-0	6	45	JAN. 18		ST. LOUIS	6-2	L	21-20-4	46
6	OCT. 27		LOS ANGELES	2-2	T	3-2-1	7	46	JAN. 19	@	Detroit	8-5	W	22-20-4	48
7	OCT. 29		LOS ANGELES	5-3	L	3-3-1	7	47	JAN. 21		PITTSBURGH	7-6	W	23-20-4	50
8	NOV. 1	@	PHILADELPHIA	7-4	W	4-3-1	9	48	JAN. 23	@	Vancouver	6-4	W	24-20-4	52
9	NOV. 2	@	Detroit	3-3	T	4-3-2	10	49	JAN. 25	@	Vancouver	7-4	L	24-21-4	52
10	NOV. 4		EDMONTON	2-1	L	4-4-2	10	50	JAN. 27		PHILADELPHIA	6-2	W	25-21-4	54
11	NOV. 6	@	Quebec	5-3	L	4-5-2	10	51	JAN. 29	@	St. Louis	6-6	T	25-21-5	55
12	NOV. 7	@	Hartford	3-0	W	5-5-2	12	52	JAN. 30	@	Chicago	6-3	W	26-21-5	57
13	NOV. 9		VANCOUVER	7-5	W	6-5-2	14	53	FEB. 2	@	Boston	4-3	W	27-21-5	59
14	NOV. 11		BUFFALO	3-2	W	7-5-2	16	54	FEB. 3	@	Washington	6-2	L	27-22-5	59
15	NOV. 14		PITTSBURGH	4-3	L	7-6-2	16	55	FEB. 6		EDMONTON	6-2	W	28-22-5	61
16	NOV. 16		CALGARY	6-2	L	7-7-2	16	56	FEB. 8		VANCOUVER	5-5	T	28-22-6	62
17	NOV. 17	@	Toronto	5-3	W	8-7-2	18	57	FEB. 10		VANCOUVER	5-3	L	28-23-6	62
18	NOV. 21	@	Edmonton	7-5	L	8-8-2	18	58	FEB. 13		WASHINGTON	5-3	W	29-23-6	64
19	NOV. 23	@	Vancouver	5-1	W	9-8-2	20	59	FEB. 16	@	Calgary	8-4	L	29-24-6	64
20	NOV. 24	@	Los Angeles	9-5	W	10-8-2	22	60	FEB. 17		NEW JERSEY	2-2	T	29-24-7	65
21	NOV. 27	@	Los Angeles	5-3	W	11-8-2	24	61	FEB. 19		HARTFORD	6-2	L	29-25-7	65
22	NOV. 30		NY ISLANDERS	5-2	L	11-9-2	24	62	FEB. 21	@	NY Islanders	3-2	W	30-25-7	67
23	DEC. 2		CALGARY	8-6	W	12-9-2	26	63	FEB. 23	@	Montreal	6-4	L	30-26-7	67
24	DEC. 4	@	St. Louis	2-2	T	12-9-3	27	64	FEB. 25	@	NY Rangers	12-5	W	31-26-7	69
25	DEC. 7	@	Washington	7-5	W	13-9-3	29	65	FEB. 27	@	Pittsburgh	6-4	W	32-26-7	71
26	DEC. 9		MINNESOTA	4-2	W	14-9-3	31	66	MAR. 3	@	Edmonton	6-3	W	33-26-7	73
27	DEC. 11		PHILADELPHIA	5-4	W	15-9-3	33	67	MAR. 6		MONTREAL	4-2	L	33-27-7	73
28	DEC. 12	@	Calgary	9-2	L	15-10-3	33	68	MAR. 8		QUEBEC	6-3	W	34-27-7	75
29	DEC. 14		TORONTO	6-4	W	16-10-3	35	69	MAR. 10		NEW JERSEY	7-1	W	35-27-7	77
30	DEC. 16		DETROIT	5-2	W	17-10-3	37	70	MAR. 12	@	New Jersey	6-3	W	36-27-7	79
31	DEC. 18	@	NY Islanders	7-4	L	17-11-3	37	71	MAR. 14	@	Montreal	4-1	W	37-27-7	81
32	DEC. 19	@	NY Rangers	5-4	W	18-11-3	39	72	MAR. 15	@	Quebec	3-2	W	38-27-7	83
33	DEC. 22		LOS ANGELES	6-2	W	19-11-3	41	73	MAR. 17		BUFFALO	5-3	W	39-27-7	85
34	DEC. 23		LOS ANGELES	4-4	T	19-11-4	42	74	MAR. 20		MINNESOTA	5-2	W	40-27-7	87
35	DEC. 26	@	Minnesota	4-0	L	19-12-4	42	75	MAR. 23		VANCOUVER	6-4	W	41-27-7	89
36	DEC. 28	@	Buffalo	4-0	L	19-13-4	42	76	MAR. 27	@	Vancouver	5-3	W	42-27-7	91
37	DEC. 30		BOSTON	5-3	L	19-14-4	42	77	MAR. 29		CHICAGO	5-5	T	42-27-8	92
38	JAN. 1		CALGARY	5-3	L	19-15-4	42	78	MAR. 31		CALGARY	4-4	T	42-27-9	93
39	JAN. 4	@	Edmonton	7-4	L	19-16-4	42	79	APR. 6	@	Edmonton	6-5	W	43-27-9	95
40	JAN. 6		EDMONTON	7-2	L	19-17-4	42	80	APR. 7	@	Calgary	4-4	T	43-27-10	96

26-47-7 (59 points), 3rd Smythe Division

PLAYER	GP	G	A	PTS	PIM	PLAYER	GP	G	A	PTS	PIM
Dale Hawerchuk	80	46	59	105	44	#Robert Picard	20	2	5	7	17
Laurie Boschman	77	27	42	69	241	Andrew McBain	28	3	3	6	17
Thomas Steen	78	17	47	64	76	Dave Silk	32	2	4	6	63
Brian Mullen	79	28	34	62	38	Bobby Dollas	46	0	5	5	66
Paul MacLean	69	27	29	56	74	Jim Kyte	71	1	3	4	126
Perry Turnbull	80	20	31	51	183	Anssi Melametsa	27	0	3	3	2
Randy Carlyle	68	16	33	49	93	Brian Hayward	52	0	2	2	25
*Ray Neufeld	60	20	28	48	62	Ryan Stewart	3	1	0	1	0
Dave Ellett	80	15	31	46	96	Murray Eaves	4	1	0	1	0
Scott Arniel	80	18	25	43	40	Brad Berry	13	1	0	1	10
Doug Smail	73	16	26	42	32	Paul Pooley	3	0	1	1	0
*Mario Marois	56	4	28	32	110	Dan McFall	7	0	1	1	0
#Dave Babych	19	4	12	16	14	#Wade Campbell	24	0	1	1	27
Tim Watters	56	6	8	14	97	Dan Bouchard	32	0	1	1	38
Jim Nill	61	6	8	14	75	Tom Martin	5	0	0	0	0
Ron Wilson	54	6	7	13	16	Marc Behrend	9	0	0	0	0
*Bill Derlago	27	5	5	10	6	Peter Douris	11	0	0	0	0
Bengt Lundholm	16	3	5	8	6	Peter Taglianetti	18	0	0	0	48

GOALTENDER	GP	MIN	GAA	W-L-T	SO	GA	SA	SV%
Dan Bouchard	32	1696	3.79	11-14-2	2	107	790	.865
Brian Hayward	52	2721	4.79	13-28-5	0	217	1373	.842
Marc Behrend	9	422	5.83	2-5-0	0	41	220	.814

* - Acquired during season # - Relocated during season

#	DATE	H/R	OPPONENT	SCORE	RES	RECORD	PTS	#	DATE	H/R	OPPONENT	SCORE	RES	RECORD	PTS
1	OCT. 10	@	Edmonton	4-3	L	0-1-0	0	41	JAN. 3		MONTREAL	7-3	L	12-25-4	28
2	OCT. 11	@	Calgary	8-3	L	0-2-0	0	42	JAN. 5		VANCOUVER	4-0	W	13-25-4	30
3	OCT. 13		QUEBEC	5-2	L	0-3-0	0	43	JAN. 7		VANCOUVER	2-2	T	13-25-5	31
4	OCT. 16	@	Detroit	4-3	W	1-3-0	2	44	JAN. 11	@	Boston	8-4	L	13-26-5	31
5	OCT. 19	@	Toronto	4-3	W	2-3-0	4	45	JAN. 14	@	Quebec	5-4	W	14-26-5	33
6	OCT. 20		CALGARY	8-5	W	3-3-0	6	46	JAN. 15	@	Montreal	4-0	L	14-27-5	33
7	OCT. 23		EDMONTON	9-3	W	4-3-0	8	47	JAN. 17		CHICAGO	5-1	W	15-27-5	35
8	OCT. 25		WASHINGTON	7-7	T	4-3-1	9	48	JAN. 19		BOSTON	2-1	L	15-28-5	35
9	OCT. 27		DETROIT	5-3	W	5-3-1	11	49	JAN. 22	@	Buffalo	6-3	L	15-29-5	35
10	OCT. 30	@	Edmonton	7-3	L	5-4-1	11	50	JAN. 23	@	Boston	7-5	L	15-30-5	35
11	NOV. 2	@	Minnesota	3-1	W	6-4-1	13	51	JAN. 25	@	Hartford	7-2	L	15-31-5	35
12	NOV. 3		ST. LOUIS	4-3	L	6-5-1	13	52	JAN. 29		BUFFALO	5-3	W	16-31-5	37
13	NOV. 6	@	Buffalo	7-3	L	6-6-1	13	53	FEB. 1		LOS ANGELES	9-6	L	16-32-5	37
14	NOV. 8		NY RANGERS	7-3	L	6-7-1	13	54	FEB. 2		LOS ANGELES	6-3	W	17-32-5	39
15	NOV. 9		VANCOUVER	7-2	L	6-8-1	13	55	FEB. 7	@	Vancouver	5-2	L	17-33-5	39
16	NOV. 13	@	Calgary	3-3	T	6-8-2	14	56	FEB. 9	@	Vancouver	3-3	T	17-33-6	40
17	NOV. 15		NEW JERSEY	5-3	W	7-8-2	16	57	FEB. 12	@	Calgary	4-2	L	17-34-6	40
18	NOV. 17		CALGARY	5-4	L	7-9-2	16	58	FEB. 14		HARTFORD	5-4	W	18-34-6	42
19	NOV. 20		ST. LOUIS	3-1	W	8-9-2	18	59	FEB. 17	@	Philadelphia	8-4	L	18-35-6	42
20	NOV. 22	@	Pittsburgh	8-1	L	8-10-2	18	60	FEB. 19	@	Pittsburgh	5-2	L	18-36-6	42
21	NOV. 23	@	Hartford	8-1	L	8-11-2	18	61	FEB. 21		CHICAGO	5-2	L	18-37-6	42
22	NOV. 26	@	New Jersey	4-3	L	8-12-2	18	62	FEB. 23		QUEBEC	4-2	W	19-37-6	44
23	NOV. 27	@	Philadelphia	6-1	L	8-13-2	18	63	FEB. 26		EDMONTON	8-2	L	19-38-6	44
24	NOV. 29		NY ISLANDERS	4-1	L	8-14-2	18	64	FEB. 28		NY ISLANDERS	6-3	L	19-39-6	44
25	DEC. 1		PHILADELPHIA	2-1	W	9-14-2	20	65	MAR. 2	@	New Jersey	6-4	L	19-40-6	44
26	DEC. 3	@	NY Islanders	4-4	T	9-14-3	21	66	MAR. 3	@	Toronto	6-1	L	19-41-6	44
27	DEC. 4	@	NY Rangers	7-4	L	9-15-3	21	67	MAR. 5		NY RANGERS	4-1	W	20-41-6	46
28	DEC. 7		LOS ANGELES	3-2	L	9-16-3	21	68	MAR. 8	@	Minnesota	4-2	W	21-41-6	48
29	DEC. 8		LOS ANGELES	4-1	L	9-17-3	21	69	MAR. 9		PITTSBURGH	5-3	W	22-41-6	50
30	DEC. 11	@	Vancouver	6-3	W	10-17-3	23	70	MAR. 12		EDMONTON	8-5	L	22-42-6	50
31	DEC. 13		EDMONTON	6-3	L	10-18-3	23	71	MAR. 16		DETROIT	6-0	W	23-42-6	52
32	DEC. 15		TORONTO	3-3	T	10-18-4	24	72	MAR. 18	@	Edmonton	6-2	L	23-43-6	52
33	DEC. 17	@	St. Louis	8-6	L	10-19-4	24	73	MAR. 19		MONTREAL	6-4	W	24-43-6	54
34	DEC. 18	@	Chicago	5-4	L	10-20-4	24	74	MAR. 21	@	Washington	5-3	L	24-44-6	54
35	DEC. 20		WASHINGTON	7-4	W	11-20-4	26	75	MAR. 23		CALGARY	7-4	L	24-45-6	54
36	DEC. 22	@	Edmonton	7-5	W	12-20-4	28	76	MAR. 24		VANCOUVER	8-4	W	25-45-6	56
37	DEC. 23	@	Vancouver	5-3	L	12-21-4	28	77	MAR. 28	@	Calgary	6-3	L	25-46-6	56
38	DEC. 26		MINNESOTA	6-5	L	12-22-4	28	78	MAR. 31	@	Los Angeles	5-2	W	26-46-6	56
39	DEC. 28	@	Los Angeles	5-4	L	12-23-4	28	79	APR. 2	@	Los Angeles	4-4	T	26-46-7	59
40	DEC. 30	@	Los Angeles	4-2	L	12-24-4	28	80	APR. 6		CALGARY	6-4	L	26-47-7	59

40-32-8 (88 points), 3rd Smythe Division

PLAYER	GP	G	A	PTS	PIM	PLAYER	GP	G	A	PTS	PIM
Dale Hawerchuk	80	47	53	100	52	#Bill Derlago	30	3	6	9	12
Paul MacLean	72	32	42	74	75	Hannu Jarvenpaa	20	1	8	9	8
Brian Mullen	69	19	32	51	20	Jim Nill	36	3	4	7	52
Thomes Steen	75	17	33	50	59	Perry Turnbull	26	1	5	6	44
Gilles Hamel	79	27	21	48	24	*Steve Rooney	30	2	3	5	57
Dave Ellett	78	13	31	44	53	Iain Duncan	6	1	2	3	0
Mario Marois	79	4	40	44	106	Brad Jones	4	1	0	1	0
Doug Smail	78	25	18	43	36	Tom Martin	11	1	0	1	49
Randy Carlyle	71	16	26	42	93	Craig Edean	2	0	1	1	0
Laurie Boschman	80	17	24	41	152	Joel Baillargeon	11	0	1	1	15
Ray Neufeld	80	18	18	36	105	Randy Gilhen	2	0	0	0	0
Fredrik Olausson	72	7	29	36	26	Peter Taglianetti	3	0	0	0	12
Andrew McBain	71	11	21	32	106	Peter Douris	6	0	0	0	0
Tim Watters	63	3	13	16	119	Steve Penney	7	0	0	0	7
Ron Wilson	80	3	13	16	13	Daniel Berthiaume	31	0	0	0	2
Jim Kyte	72	5	5	10	162	Eldon Reddick	48	0	0	0	8
Brad Berry	52	2	8	10	60						

GOALTENDER	GP	MIN	GAA	W-L-T	SO	GA	SA	SV%
Daniel Berthiaume	31	1758	3.17	18-7-3	2<	93	810	.885
Eldon Reddick	48	2762	3.24	21-21-4	1<	149	1256	.881
Steve Penney	7	327	4.59	1-4-1	0	25	134	.813

* - Acquired during season # - Relocated during season <- Daniel Berthiaume and Eldon Reddick shared one shutout

#	DATE	H/R	OPPONENT	SCORE	RES	RECORD	PTS	#	DATE	H/R	OPPONENT	SCORE	RES	RECORD	PTS
1	OCT. 9		BUFFALO	3-2	W	1-0-0	2	41	JAN. 9		HARTFORD	3-0	W	20-17-4	44
2	OCT. 12		EDMONTON	5-3	W	2-0-0	4	42	JAN. 10	@	Detroit	5-2	W	21-17-4	46
3	OCT. 14		BOSTON	2-1	L	2-1-0	4	43	JAN. 13	@	Washington	3-2	W	22-17-4	48
4	OCT. 16	@	Hartford	4-4	T	2-1-1	5	44	JAN. 14	@	Pittsburgh	4-3	W	23-17-4	50
5	OCT. 18	@	Montreal	5-3	L	2-2-1	5	45	JAN. 16	@	New Jersey	5-4	W	24-17-4	52
6	OCT. 19	@	Philadelphia	3-1	L	2-3-1	5	46	JAN. 18		MINNESOTA	5-3	W	25-17-4	54
7	OCT. 24		CALGARY	5-2	W	3-3-1	7	47	JAN. 19		VANCOUVER	5-4	W	26-17-4	56
8	OCT. 26		CHICAGO	8-4	L	3-4-1	7	48	JAN. 21		EDMONTON	5-3	L	26-18-4	56
9	OCT. 29		CALGARY	6-2	W	4-4-1	9	49	JAN. 23		TORONTO	7-5	W	27-18-4	58
10	NOV. 1	@	NY Islanders	7-4	L	4-5-1	9	50	JAN. 27	@	NY Islanders	2-2	T	27-18-5	59
11	NOV. 2	@	NY Rangers	5-4	W	5-5-1	11	51	JAN. 28	@	NY Rangers	2-1	W	28-18-5	61
12	NOV. 4	@	Quebec	6-3	W	6-5-1	13	52	JAN. 31	@	Boston	6-3	L	28-19-5	61
13	NOV. 7		ST. LOUIS	2-0	W	7-5-1	15	53	FEB. 1	@	Washington	6-4	L	28-20-5	61
14	NOV. 9		NEW JERSEY	8-1	W	8-5-1	17	54	FEB. 4		PHILADELPHIA	5-3	W	29-20-5	63
15	NOV. 11	@	Los Angeles	4-3	L	8-6-1	17	55	FEB. 6		LOS ANGELES	6-1	W	30-20-5	65
16	NOV. 13	@	Los Angeles	6-5	W	9-6-1	19	56	FEB. 8		LOS ANGELES	3-1	W	31-20-5	67
17	NOV. 14	@	Vancouver	3-2	W	10-6-1	21	57	FEB. 14	@	Montreal	5-2	L	31-21-5	67
18	NOV. 16		NY ISLANDERS	3-1	W	11-6-1	23	58	FEB. 17	@	Quebec	3-3	T	31-21-6	68
19	NOV. 18		PITTSBURGH	3-1	W	12-6-1	25	59	FEB. 18	@	Detroit	5-2	L	31-22-6	68
20	NOV. 21		LOS ANGELES	4-1	L	12-7-1	25	60	FEB. 20		BOSTON	6-2	W	32-22-6	70
21	NOV. 23		LOS ANGELES	3-2	W	13-7-1	27	61	FEB. 22		EDMONTON	5-2	W	33-22-6	72
22	NOV. 26	@	Edmonton	4-3	L	13-8-1	27	62	FEB. 24	@	Los Angeles	8-3	L	33-23-6	72
23	NOV. 27	@	Calgary	4-3	W	14-8-1	29	63	FEB. 26	@	Los Angeles	4-3	W	34-23-6	74
24	NOV. 29	@	Vancouver	6-3	W	15-8-1	31	64	FEB. 28	@	Calgary	5-3	L	34-24-6	74
25	DEC. 3		WASHINGTON	3-3	T	15-8-2	32	65	MAR. 1		CALGARY	6-3	W	35-24-6	76
26	DEC. 5		NY RANGERS	6-3	L	15-9-2	32	66	MAR. 4	@	Chicago	3-2	L	35-25-6	76
27	DEC. 7		VANCOUVER	3-1	L	15-10-2	32	67	MAR. 5	@	St. Louis	1-1	T	35-25-7	77
28	DEC. 10		EDMONTON	7-4	L	15-11-2	32	68	MAR. 8		PITTSBURGH	5-3	L	35-26-7	77
29	DEC. 12	@	Edmonton	6-1	L	15-12-2	32	69	MAR. 11		MONTREAL	2-1	W	36-26-7	79
30	DEC. 14		PHILADELPHIA	4-1	L	15-13-2	32	70	MAR. 13		HARTFORD	3-0	L	36-27-7	79
31	DEC. 17	@	Chicago	5-1	L	15-14-2	32	71	MAR. 15		DETROIT	1-1	T	36-27-8	80
32	DEC. 18	@	St. Louis	3-3	T	15-14-3	33	72	MAR. 18		NEW JERSEY	4-3	W	37-27-8	82
33	DEC. 21		QUEBEC	4-4	T	15-14-4	34	73	MAR. 20	@	Vancouver	6-5	L	37-28-8	82
34	DEC. 23	@	Edmonton	2-1	W	16-14-4	36	74	MAR. 22		VANCOUVER	3-2	W	38-28-8	84
35	DEC. 26	@	Minnesota	4-2	L	16-15-4	36	75	MAR. 25		CALGARY	10-1	W	39-28-8	86
36	DEC. 28		MINNESOTA	5-4	W	17-15-4	38	76	MAR. 26	@	Calgary	3-1	L	39-29-8	86
37	DEC. 31	@	Toronto	6-1	L	17-16-4	38	77	MAR. 29		TORONTO	6-2	L	39-30-8	86
38	JAN. 2	@	Buffalo	6-3	W	18-16-4	40	78	MAR. 31	@	Edmonton	5-4	L	39-31-8	86
39	JAN. 4		VANCOUVER	4-2	W	19-16-4	42	79	APR. 3	@	Vancouver	6-4	L	39-32-8	86
40	JAN. 7		BUFFALO	4-2	L	19-17-4	42	80	APR. 5	@	Calgary	3-1	W	40-32-8	88

33-36-11 (77 points), 3rd Smythe Division

PLAYER	GP	G	A	PTS	PIM	PLAYER	GP	G	A	PTS	PIM
Dale Hawerchuk	80	44	77	121	59	Brad Jones	19	2	5	7	15
Paul MacLean	77	40	39	79	76	Brad Berry	48	0	6	6	75
Andrew McBain	74	32	31	63	145	Randy Gilhen	13	3	2	5	15
Randy Carlyle	78	15	44	59	210	Pat Elynuik	13	1	3	4	12
Dave Ellett	68	13	45	58	106	Jim Kyte	51	1	3	4	128
Thomas Steen	76	16	38	54	53	Peter Douris	4	0	2	2	0
Mario Marois	79	7	44	51	111	Daniel Berthiaume	56	0	2	2	12
Laurie Boschman	80	25	23	48	227	Joel Baillargeon	4	0	1	1	12
Iain Duncan	62	19	23	42	73	#Jim Nill	24	0	1	1	44
Ray Neufeld	78	18	18	36	167	Todd Fichel	2	0	0	0	2
Doug Smail	71	15	16	31	34	Alfie Turcotte	3	0	0	0	0
Peter Taglianetti	70	6	17	23	182	Guy Gosselin	5	0	0	0	6
Gilles Hamel	63	8	11	19	35	*Paul Boutilier	6	0	0	0	6
Hannu Jarvenpaa	41	6	11	17	34	Steve Penney	8	0	0	0	0
Fredrik Olausson	38	5	10	15	18	Dwight Schofield	18	0	0	0	33
Steve Rooney	56	7	6	13	217	Eldon Reddick	28	0	0	0	6
Ron Wilson	69	5	8	13	28	Tim Watters	36	0	0	0	106
*Mark Kumpel	32	4	4	8	19						

GOALTENDER	GP	MIN	GAA	W-L-T	SO	GA	SA	SV%
Daniel Berthiaume	56	3010	3.51	22-19-7	2	176	1489	.882
Eldon Reddick	28	1487	4.12	9-13-3	0	102	712	.857
Steve Penney	8	385	4.68	2-4-1	0	30	186	.839

* - Acquired during season # - Relocated during season

#	DATE	H/R	OPPONENT	SCORE	RES	RECORD	PTS	#	DATE	H/R	OPPONENT	SCORE	RES	RECORD	PTS
1	OCT. 10	@	Calgary	5-1	W	1-0-0	2	41	JAN. 12	@	Vancouver	5-3	W	18-18-5	41
2	OCT. 12		CALGARY	3-2	W	2-0-0	4	42	JAN. 13	@	Vancouver	8-2	L	18-19-5	41
3	OCT. 17	@	Minnesota	5-2	W	3-0-0	6	43	JAN. 15	@	Edmonton	4-4	T	18-19-6	42
4	OCT. 18	@	Chicago	6-4	L	3-1-0	6	44	JAN. 17		VANCOUVER	6-5	L	18-20-6	42
5	OCT. 20	@	St. Louis	6-2	L	3-2-0	6	45	JAN. 19		ST. LOUIS	3-0	W	19-20-6	44
6	OCT. 23		LOS ANGELES	4-3	W	4-2-0	8	46	JAN. 23		LOS ANGELES	5-3	W	20-20-6	46
7	OCT. 25		LOS ANGELES	2-1	L	4-3-0	8	47	JAN. 24		LOS ANGELES	2-1	L	20-21-6	46
8	OCT. 28		DETROIT	5-1	L	4-4-0	8	48	JAN. 26	@	Washington	3-2	W	21-21-6	48
9	OCT. 30		WASHINGTON	3-2	W	5-4-0	10	49	JAN. 27	@	Pittsburgh	4-1	W	22-21-6	50
10	NOV. 1		VANCOUVER	7-3	W	6-4-0	12	50	JAN. 30	@	Philadelphia	4-3	L	22-22-6	50
11	NOV. 4	@	Toronto	7-3	L	6-5-0	12	51	JAN. 31	@	Buffalo	4-4	T	22-22-7	51
12	NOV. 6		CHICAGO	6-3	W	7-5-0	14	52	FEB. 3		CALGARY	9-0	W	23-22-7	53
13	NOV. 8		VANCOUVER	3-1	W	8-5-0	16	53	FEB. 5		CHICAGO	1-1	T	23-22-8	54
14	NOV. 10		CALGARY	4-3	W	9-5-0	18	54	FEB. 6	@	Minnesota	8-8	T	23-22-9	55
15	NOV. 12	@	New Jersey	1-1	T	9-5-1	19	55	FEB. 12		BUFFALO	7-5	W	24-22-9	57
16	NOV. 14	@	NY Islanders	7-3	L	9-6-1	19	56	FEB. 14		QUEBEC	3-2	W	25-22-9	59
17	NOV. 15	@	NY Rangers	6-4	L	9-7-1	19	57	FEB. 16	@	Quebec	7-3	W	26-22-9	61
18	NOV. 18		BOSTON	4-3	L	9-8-1	19	58	FEB. 17	@	Hartford	4-3	L	26-23-9	61
19	NOV. 20		NY RANGERS	4-3	L	9-9-1	19	59	FEB. 19		WASHINGTON	6-0	L	26-24-9	61
20	NOV. 22		EDMONTON	4-3	W	10-9-1	21	60	FEB. 21		EDMONTON	4-3	L	26-25-9	61
21	NOV. 25	@	Detroit	10-8	L	10-10-1	21	61	FEB. 23	@	Pittsburgh	4-3	W	27-25-9	63
22	NOV. 26	@	Boston	5-3	L	10-11-1	21	62	FEB. 24	@	New Jersey	3-1	W	28-25-9	65
23	NOV. 28		MONTREAL	7-3	L	10-12-1	21	63	FEB. 27	@	Montreal	6-0	L	28-26-9	65
24	DEC. 1	@	Los Angeles	7-6	W	11-12-1	23	64	FEB. 28	@	Buffalo	5-3	L	28-27-9	65
25	DEC. 3	@	Los Angeles	5-4	W	12-12-1	25	65	MAR. 1		HARTFORD	6-3	W	29-27-9	67
26	DEC. 9	@	Edmonton	2-0	L	12-13-1	25	66	MAR. 3		VANCOUVER	4-3	W	30-27-9	69
27	DEC. 11		QUEBEC	3-3	T	12-13-2	26	67	MAR. 5	@	Toronto	10-1	W	31-27-9	71
28	DEC. 13		PHILADELPHIA	4-3	L	12-14-2	26	68	MAR. 7		EDMONTON	6-0	L	31-28-9	71
29	DEC. 16	@	Calgary	5-4	L	12-15-2	26	69	MAR. 9		CALGARY	6-6	T	31-28-10	72
30	DEC. 18	@	Edmonton	5-5	T	12-15-3	27	70	MAR. 10	@	Calgary	5-3	L	31-29-10	72
31	DEC. 20		NEW JERSEY	4-1	W	13-15-3	29	71	MAR. 13		PITTSBURGH	5-4	L	31-30-10	72
32	DEC. 22		NY ISLANDERS	5-2	W	14-15-3	31	72	MAR. 16		MONTREAL	4-1	L	31-31-10	72
33	DEC. 26		MINNESOTA	5-4	W	15-15-3	33	73	MAR. 19	@	Edmonton	4-1	L	31-32-10	72
34	DEC. 28	@	Los Angeles	5-2	W	16-15-3	35	74	MAR. 20		NY ISLANDERS	6-0	L	31-33-10	72
35	DEC. 30	@	Los Angeles	6-4	L	16-16-3	35	75	MAR. 22	@	Hartford	4-3	L	31-34-10	72
36	DEC. 31	@	Vancouver	2-1	L	16-17-3	35	76	MAR. 24	@	Boston	4-3	L	31-35-10	72
37	JAN. 3		DETROIT	4-4	T	16-17-4	36	77	MAR. 26	@	Philadelphia	6-0	L	31-36-10	72
38	JAN. 6	@	Calgary	6-1	L	16-18-4	36	78	MAR. 29	@	Vancouver	3-2	W	32-36-10	74
39	JAN. 8		EDMONTON	4-4	T	16-18-5	37	79	APR. 1		NY RANGERS	6-6	T	32-36-11	75
40	JAN. 10		TORONTO	4-3	W	17-18-5	39	80	APR. 3		ST. LOUIS	5-4	W	33-36-11	77

26-42-12 (64 points), 5th Smythe Division

PLAYER	GP	G	A	PTS	PIM	PLAYER	GP	G	A	PTS	PIM
Dale Hawerchuk	75	41	55	96	28	Brent Hughes	28	3	2	5	82
Thomas Steen	80	27	61	88	80	#Dave Hunter	34	3	1	4	61
Andrew McBain	80	37	40	77	71	Alfie Turcotte	14	1	3	4	2
Brent Ashton	75	31	37	68	36	#Alain Chevrier	22	0	4	4	2
Fredrik Olausson	75	15	47	62	32	Stu Kulak	18	2	0	2	24
Dave Ellett	75	22	34	56	62	#Mario Marois	7	1	1	2	17
Pat Elynuik	56	26	25	51	29	Markku Kyllonen	9	0	2	2	2
Iain Duncan	57	14	30	44	74	Tony Joseph	2	1	0	1	0
Randy Carlyle	78	6	38	44	78	*Moe Lemay	10	1	0	1	14
Laurie Boschman	70	10	26	36	163	Guy Larose	3	0	1	1	6
Doug Smail	47	14	15	29	52	Eldon Reddick	41	0	1	1	6
*Paul Fenton	59	14	9	23	33	Darren Boyko	1	0	0	0	0
*Gord Donnelly	57	6	10	16	228	Todd Fliche	1	0	0	0	0
Peter Taglianetti	66	1	14	15	226	#Gilles Hamel	1	0	0	0	0
Teppo Numminen	69	1	14	15	36	Tom Draper	2	0	0	0	0
Jim Kyte	74	3	9	12	190	Matt Hervey	2	0	0	0	4
Brad Jones	22	6	5	11	6	Bryan Marchment	2	0	0	0	2
Hannu Jarvenpaa	53	4	7	11	41	Paul Boutilier	3	0	0	0	4
Brad Berry	38	0	9	9	45	Steve Fletcher	3	0	0	0	5
Randy Gilhen	64	5	3	8	38	Daniel Berthiaume	9	0	0	0	0
#Ray Neufeld	31	5	2	7	52	Bob Essensa	20	0	0	0	0

GOALTENDER	GP	MIN	GAA	W-L-T	SO	GA	SA	SV%
Bob Essensa	20	1102	3.70	6-8-3	1	68	574	.882
Eldon Reddick	41	2109	4.10	11-17-7	0	144	1132	.873
#Alain Chevrier	22	1092	4.29	8-8-2	1	78	554	.859
Daniel Berthiaume	9	443	5.96	0-8-0	0	4	255	.827
Tom Draper	2	120	6.00	1-1-0	0	12	66	.818

* - Acquired during season # - Relocated during season

#	DATE	H/R	OPPONENT	SCORE	RES	RECORD	PTS	#	DATE	H/R	OPPONENT	SCORE	RES	RECORD	PTS
1	OCT. 6	@	Vancouver	2-2	T	0-0-1	0	41	JAN. 13	@	Vancouver	3-1	W	16-16-9	41
2	OCT. 9	@	Edmonton	5-4	L	0-1-1	1	42	JAN. 15		MINNESOTA	4-1	L	16-17-9	41
3	OCT. 12	@	Chicago	10-1	L	0-2-1	1	43	JAN. 18		EDMONTON	9-4	L	16-18-9	41
4	OCT. 14		VANCOUVER	4-3	W	1-2-1	3	44	JAN. 20		PITTSBURGH	7-3	W	17-18-9	43
5	OCT. 16		EDMONTON	3-3	T	1-2-2	4	45	JAN. 21		PHILADELPHIA	7-3	L	17-19-9	43
6	OCT. 19		BOSTON	5-2	L	1-3-2	4	46	JAN. 25	@	Pittsburgh	5-4	L	17-20-9	43
7	OCT. 23		WASHINGTON	3-2	W	2-3-2	6	47	JAN. 26	@	NY Islanders	8-6	L	17-21-9	43
8	OCT. 28		LOS ANGELES	7-4	L	2-4-2	6	48	JAN. 28	@	Boston	4-3	W	18-21-9	45
9	OCT. 30		LOS ANGELES	8-4	W	3-4-2	8	49	JAN. 31	@	St. Louis	5-3	L	18-22-9	45
10	NOV. 1	@	NY Islanders	8-1	W	4-4-2	10	50	FEB. 1	@	Chicago	7-4	L	18-23-9	45
11	NOV. 3	@	New Jersey	3-3	T	4-4-3	11	51	FEB. 3		BOSTON	4-2	L	18-24-9	45
12	NOV. 5	@	Montreal	7-2	L	4-5-3	11	52	FEB. 5		DETROIT	6-2	L	18-25-9	45
13	NOV. 8	@	Quebec	8-4	W	5-5-3	13	53	FEB. 9	@	NY Rangers	4-3	L	18-26-9	45
14	NOV. 11		CHICAGO	6-5	L	5-6-3	13	54	FEB. 11	@	Hartford	7-3	L	18-27-9	45
15	NOV. 13		MONTREAL	7-3	W	6-6-3	15	55	FEB. 13	@	Detroit	2-2	T	18-27-10	46
16	NOV. 16	@	EDMONTON	2-1	W	7-6-3	17	56	FEB. 15		CALGARY	6-1	L	18-28-10	46
17	NOV. 18		TORONTO	3-0	W	8-6-3	19	57	FEB. 17		NEW JERSEY	3-2	W	19-28-10	48
18	NOV. 20		EDMONTON	7-4	W	9-6-3	21	58	FEB. 19		HARTFORD	7-6	W	20-28-10	50
19	NOV. 25	@	Detroit	6-3	L	9-7-3	21	59	FEB. 21	@	Quebec	4-3	L	20-29-10	50
20	NOV. 26	@	St. Louis	4-4	T	9-7-4	22	60	FEB. 22	@	Montreal	6-3	L	20-30-10	50
21	NOV. 29		NY RANGERS	4-3	L	9-8-4	22	61	FEB. 24	@	Buffalo	5-4	L	20-31-10	50
22	DEC. 2		VANCOUVER	6-3	W	10-8-4	24	62	FEB. 26		CALGARY	1-0	W	21-31-10	52
23	DEC. 4		CALGARY	6-3	L	10-9-4	24	63	MAR. 1		PHILADELPHIA	4-4	T	21-31-11	53
24	DEC. 6	@	Los Angeles	5-4	W	11-9-4	26	64	MAR. 3		EDMONTON	7-4	L	21-32-11	53
25	DEC. 8	@	Los Angeles	5-5	T	11-9-5	27	65	MAR. 5		NY ISLANDERS	4-3	L	21-33-11	53
26	DEC. 10	@	Edmonton	7-6	W	12-9-5	29	66	MAR. 7	@	Calgary	9-5	L	21-34-11	53
27	DEC. 11	@	Vancouver	8-6	L	12-10-5	29	67	MAR. 8	@	Vancouver	3-0	L	21-35-11	53
28	DEC. 14		BUFFALO	4-3	W	13-10-5	31	68	MAR. 10		PITTSBURGH	5-1	L	21-36-11	53
29	DEC. 17	@	Washington	6-3	L	13-11-5	31	69	MAR. 12		TORONTO	9-7	W	22-36-11	55
30	DEC. 18	@	Philadelphia	5-1	L	13-12-5	31	70	MAR. 14	@	Washington	6-3	L	22-37-11	55
31	DEC. 21		NEW JERSEY	5-5	T	13-12-6	32	71	MAR. 15	@	NY Rangers	6-3	W	23-37-11	57
32	DEC. 23		QUEBEC	5-4	L	13-13-6	32	72	MAR. 18	@	Toronto	10-2	W	24-37-11	59
33	DEC. 26	@	Minnesota	5-1	L	13-14-6	32	73	MAR. 20		BUFFALO	4-1	L	24-38-11	59
34	DEC. 28		ST. LOUIS	6-2	W	14-14-6	34	74	MAR. 23	@	Edmonton	5-4	L	24-39-11	59
35	DEC. 31	@	Calgary	4-4	T	14-14-7	35	75	MAR. 24		CALGARY	4-3	W	25-39-11	61
36	JAN. 4		VANCOUVER	4-2	W	15-14-7	37	76	MAR. 26		VANCOUVER	7-3	L	25-40-11	61
37	JAN. 6		LOS ANGELES	4-4	T	15-14-8	38	77	MAR. 28	@	Los Angeles	3-3	T	25-40-12	62
38	JAN. 8		LOS ANGELES	4-4	T	15-14-9	39	78	MAR. 29	@	Los Angeles	2-1	L	25-41-12	62
39	JAN. 10		HARTFORD	2-1	L	15-15-9	39	79	MAR. 31	@	Calgary	4-1	L	25-42-12	62
40	JAN. 11	@	Calgary	8-3	L	15-16-9	39	80	APR. 2		MINNESOTA	3-2	W	26-42-12	64

37-32-11 (85 points), 3rd Smythe Division

PLAYER	GP	G	A	PTS	PIM	PLAYER	GP	G	A	PTS	PIM
Dale Hawerchuk	79	26	55	81	70	Phil Sykes	48	9	6	15	26
Pat Elynuik	80	32	42	74	83	#Randy Cunneyworth	28	5	6	11	34
Thomas Steen	53	18	48	66	35	Peter Taglianetti	49	3	6	9	136
Brent Ashton	79	22	34	56	37	Gord Donnelly	55	3	3	6	222
Fredrik Olausson	77	9	46	55	32	Shawn Cronin	61	0	4	4	243
Dave McLlwain	80	25	26	51	60	Brent Hughes	11	1	2	3	33
Paul Fenton	80	32	18	50	40	Brad Berry	12	1	2	3	6
Doug Smail	79	25	24	49	63	Danton Cole	2	1	1	2	0
Greg Paslawski	71	18	30	48	14	Bryan Marchment	7	0	2	2	28
Dave Ellett	77	17	29	46	96	Brian McReynolds	9	0	2	2	4
Teppo Numminen	79	11	32	43	20	Bob Essensa	36	0	2	2	0
Moe Mantha	73	2	26	28	28	Todd Fichel	3	0	1	1	2
Laurie Boschman	66	10	17	27	103	#Daniel Berthiaume	24	0	1	1	6
*Doug Evans	27	10	8	18	33	Brad Jones	2	0	0	0	0
Randy Carlyle	53	3	15	18	50	Tom Draper	6	0	0	0	0
Mark Kumpel	56	8	9	17	21	Stephane Beauregard	19	0	0	0	4
*Paul MacDermid	44	7	10	17	100						

GOALTENDER	GP	MIN	GAA	W-L-T	SO	GA	SA	SV%
Bob Essensa	36	2035	3.15	18-9-5	1	107	988	.892
Stephane Beauregard	19	1079	3.28	7-8-3	0	59	570	.896
#Daniel Berthiaume	24	1387	3.72	10-11-3	1	86	667	.871
Tom Draper	6	359	4.35	2-4-0	0	26	153	.830

* - Acquired during season # - Relocated during season

#	DATE	H/R	OPPONENT	SCORE	RES	RECORD	PTS	#	DATE	H/R	OPPONENT	SCORE	RES	RECORD	PTS
1	OCT. 6		NY RANGERS	4-1	L	0-1-0	0	41	JAN. 8	@	New Jersey	4-3	W	19-17-5	43
2	OCT. 8		PHILADELPHIA	5-3	W	1-1-0	2	42	JAN. 10		WASHINGTON	6-1	W	20-17-5	45
3	OCT. 10	@	Pittsburgh	5-1	L	1-2-0	2	43	JAN. 12		DETROIT	7-5	W	21-17-5	47
4	OCT. 12	@	Detroit	5-4	L	1-3-0	2	44	JAN. 14		ST. LOUIS	6-5	W	22-17-5	49
5	OCT. 14	@	Toronto	5-1	W	2-3-0	4	45	JAN. 16		QUEBEC	8-6	L	22-18-5	49
6	OCT. 18	@	Edmonton	7-2	L	2-4-0	4	46	JAN. 17	@	Edmonton	6-3	L	22-19-5	49
7	OCT. 20		CHICAGO	4-2	L	2-5-0	4	47	JAN. 19		NY ISLANDERS	6-4	L	22-20-5	49
8	OCT. 22		EDMONTON	5-4	W	3-5-0	6	48	JAN. 23	@	Washington	4-3	W	23-20-5	51
9	OCT. 25		WASHINGTON	6-4	W	4-5-0	8	49	JAN. 25	@	Philadelphia	8-6	L	23-21-5	51
10	OCT. 27		LOS ANGELES	3-1	L	4-6-0	8	50	JAN. 27	@	St. Louis	3-3	T	23-21-6	52
11	OCT. 29		LOS ANGELES	6-1	W	5-6-0	10	51	JAN. 29	@	Minnesota	4-2	L	23-22-6	52
12	NOV. 1	@	Calgary	5-3	L	5-7-0	10	52	JAN. 31		TORONTO	5-5	T	23-22-7	53
13	NOV. 3	@	Vancouver	3-2	W	6-7-0	12	53	FEB. 2		VANCOUVER	8-1	W	24-22-7	55
14	NOV. 5	@	Chicago	4-3	L	6-8-0	12	54	FEB. 4		CHICAGO	7-3	W	25-22-7	57
15	NOV. 8		VANCOUVER	3-2	W	7-8-0	14	55	FEB. 6	@	Vancouver	5-3	L	25-23-7	57
16	NOV. 10		HARTFORD	4-2	L	7-9-0	14	56	FEB. 8	@	Los Angeles	5-1	W	26-23-7	59
17	NOV. 12		CALGARY	3-2	W	8-9-0	16	57	FEB. 11	@	Edmonton	7-4	L	26-24-7	59
18	NOV. 14	@	Quebec	5-3	W	9-9-0	18	58	FEB. 14		BOSTON	3-2	W	27-24-7	61
19	NOC. 15	@	Montreal	5-1	L	9-10-0	18	59	FEB. 16		PITTSBURGH	3-3	T	27-24-8	62
20	NOV. 18	@	Philadelphia	1-0	W	10-10-0	20	60	FEB. 18		CALGARY	5-1	W	28-24-8	64
21	NOV. 20	@	NY Rangers	3-3	T	10-10-1	21	61	FEB. 20		BUFFALO	4-3	L	28-25-8	64
22	NOV. 21	@	NY Islanders	4-3	W	11-10-1	23	62	FEB. 22	@	New Jersey	4-2	W	29-25-8	66
23	NOV. 23		ST. LOUIS	5-2	L	11-11-1	23	63	FEB. 24	@	Hartford	3-1	W	30-25-8	68
24	NOV. 25		NEW JERSEY	3-1	L	11-12-1	23	64	FEB. 25	@	Buffalo	3-1	L	30-26-8	68
25	NOV. 29		NY RANGERS	5-4	W	12-12-1	25	65	FEB. 27	@	Minnesota	8-3	L	30-27-8	68
26	DEC. 1		DETROIT	3-3	T	12-12-2	26	66	MAR. 2		LOS ANGELES	9-3	W	31-27-8	70
27	DEC. 2		NY ISLANDERS	6-3	L	12-13-2	26	67	MAR. 4		LOS ANGELES	5-2	W	32-27-8	72
28	DEC. 6	@	Calgary	4-3	W	13-13-2	28	68	MAR. 7		QUEBEC	6-3	W	33-27-8	74
29	DEC. 8		MONTREAL	6-6	T	13-13-3	29	69	MAR. 9		EDMONTON	7-5	W	34-27-8	76
30	DEC. 10		CALGARY	4-1	W	14-13-3	31	70	MAR. 11		CALGARY	6-4	L	34-28-8	76
31	DEC. 13		VANCOUVER	3-3	T	14-13-4	32	71	MAR. 12	@	Calgary	5-4	L	34-29-8	76
32	DEC. 15	@	Detroit	3-3	T	14-13-5	33	72	MAR. 15	@	Boston	3-3	T	34-29-9	77
33	DEC. 19	@	Los Angeles	9-5	L	14-14-5	33	73	MAR. 17	@	Toronto	5-4	W	35-29-9	79
34	DEC. 21	@	Edmonton	3-2	L	14-15-5	33	74	MAR. 18	@	Buffalo	4-3	L	35-30-9	79
35	DEC. 26		MINNESOTA	5-3	W	15-15-5	35	75	MAR. 21		MONTREAL	3-2	W	36-30-9	81
36	DEC. 29	@	Calgary	2-1	W	16-15-5	37	76	MAR. 23		VANCOUVER	4-2	L	36-31-9	81
37	DEC. 31		EDMONTON	3-2	W	17-15-5	39	77	MAR. 25	@	Vancouver	3-3	T	36-31-10	82
38	JAN. 3	@	Hartford	4-2	W	18-15-5	41	78	MAR. 27	@	Los Angeles	4-4	T	36-31-11	83
39	JAN. 4	@	Boston	4-2	L	18-16-5	41	79	MAR. 29	@	Los Angeles	1-0	W	37-31-11	85
40	JAN. 6	@	Pittsburgh	5-3	L	18-17-5	41	80	APR. 1		EDMONTON	4-2	L	37-32-11	85

26-43-11 (63 points), 5th Smythe Division

PLAYER	GP	G	A	PTS	PIM	PLAYER	GP	G	A	PTS	PIM
Phil Housley	78	23	53	76	24	Mike Eagles	44	0	9	9	79
Thomas Steen	58	19	48	67	49	#Paul Fenton	17	4	4	8	18
Pat Elynuik	80	31	34	65	73	Gord Donnelly	57	3	4	7	265
*Ed Olczyk	61	26	31	57	69	Bryan Erickson	6	0	7	7	0
Fredrik Olausson	71	12	29	41	24	Shawn Cronin	67	1	5	6	189
Paul MacDermid	69	15	21	36	128	Sergei Kharin	7	2	3	5	2
Brent Ashton	61	12	24	36	58	Bryan Marchment	28	2	2	4	91
Doug Evans	70	7	27	34	108	#Doug Smail	15	1	2	3	10
Teppo Numminen	80	8	25	33	28	*Don Barber	16	1	2	3	14
Randy Carlyle	52	9	19	28	44	Bob Essensa	55	0	3	3	6
Dave McLlwain	60	14	11	25	46	Craig Duncanson	7	2	0	2	16
Danton Cole	66	13	11	24	24	Kris Draper	3	1	0	1	5
Moe Mantha	57	9	15	24	33	Luciano Borsato	1	0	1	1	2
Phil Sykes	70	12	10	22	59	Stephane Beaugard	16	0	1	1	2
Scott Arniel	75	5	17	22	87	Rick Tabaracci	24	0	1	1	8
#Greg Paslawski	43	9	10	19	10	Rudy Poeschek	1	0	0	0	5
*Mark Osborne	37	8	8	16	59	Iain Duncan	2	0	0	0	2
#Dave Ellett	17	4	7	11	6	Simon Wheeldon	4	0	0	0	4
Mark Kumpel	53	7	3	10	10	Guy Larose	7	0	0	0	8

GOALTENDER	GP	MIN	GAA	W-L-T	SO	GA	SA	SV%
Bob Essensa	55	2916	3.15	19-24-6	4	153	1496	.898
Rick Tabaracci	24	1093	3.90	4-9-4	1	71	570	.875
Stephane Beaugard	16	836	3.95	3-10-1	0	55	423	.870

* - Acquired during season # - Relocated during season

#	DATE	H/R	OPPONENT	SCORE	RES	RECORD	PTS	#	DATE	H/R	OPPONENT	SCORE	RES	RECORD	PTS
1	OCT. 4		TORONTO	7-1	W	1-0-0	2	41	DEC. 28		BOSTON	6-0	W	12-22-7	31
2	OCT. 6	@	Edmonton	3-3	T	1-0-1	3	42	DEC. 31		VANCOUVER	2-1	W	13-22-7	33
3	OCT. 8		CALGARY	4-3	L	1-1-1	3	43	JAN. 2		CALGARY	3-3	T	13-22-8	34
4	OCT. 10		BOSTON	4-2	L	1-2-1	3	44	JAN. 4	@	Buffalo	4-1	L	13-23-8	34
5	OCT. 12	@	Washington	3-1	L	1-3-1	3	45	JAN. 5	@	Hartford	4-3	L	13-24-8	34
6	OCT. 13	@	Philadelphia	4-3	L	1-4-1	3	46	JAN. 7	@	Boston	5-2	L	13-25-8	34
7	OCT. 16	@	NY Islanders	4-1	L	1-5-1	3	47	JAN. 11		CHICAGO	3-1	L	13-26-8	34
8	OCT. 17	@	NY Rangers	5-3	L	1-6-1	3	48	JAN. 13		CALGARY	4-3	W	14-26-8	36
9	OCT. 19		VANCOUVER	7-5	W	2-6-1	5	49	JAN. 15	@	Calgary	7-5	L	14-27-8	36
10	OCT. 24		EDMONTON	3-1	W	3-6-1	7	50	JAN. 16	@	Vancouver	2-1	W	15-27-8	38
11	OCT. 26		LOS ANGELES	6-2	W	4-6-1	9	51	JAN. 21		MINNESOTA	2-0	W	16-27-8	40
12	OCT. 28		LOS ANGELES	6-2	L	4-7-1	9	52	JAN. 25		NY ISLANDERS	8-1	W	17-27-8	42
13	OCT. 31	@	Edmonton	1-0	W	5-7-1	11	53	JAN. 27		EDMONTON	3-2	L	17-28-8	42
14	NOV. 1	@	Calgary	2-1	L	5-8-1	11	54	JAN. 29	@	Quebec	5-2	W	18-28-8	44
15	NOV. 3	@	Vancouver	5-3	W	6-8-1	13	55	JAN. 30	@	Montreal	8-4	L	18-29-8	44
16	NOV. 6		PHILADELPHIA	4-2	L	6-9-1	13	56	FEB. 2	@	Washington	4-2	W	19-29-8	46
17	NOV. 9		HARTFORD	5-4	W	7-9-1	15	57	FEB. 3	@	NY Rangers	4-3	W	20-29-8	48
18	NOV. 11	@	Chicago	3-3	T	7-9-2	16	58	FEB. 6		TORONTO	5-5	T	20-29-9	49
19	NOV. 12	@	Toronto	5-2	L	7-10-2	16	59	FEB. 8		PITTSBURGH	6-2	W	21-29-9	51
20	NOV. 14		PITTSBURGH	6-4	L	7-11-2	16	60	FEB. 10		BUFFALO	2-0	L	21-30-9	51
21	NOV. 16		NY RANGERS	6-4	L	7-12-2	16	61	FEB. 12	@	Detroit	6-1	L	21-31-9	51
22	NOV. 18		ST. LOUIS	4-3	W	8-12-2	18	62	FEB. 14	@	New Jersey	3-3	T	21-31-10	52
23	NOV. 20	@	St. Louis	4-2	L	8-13-2	18	63	FEB. 17		QUEBEC	6-0	W	22-31-10	54
24	NOV. 22	@	NY Islanders	3-1	L	8-14-2	18	64	FEB. 20		VANCOUVER	5-5	T	22-31-11	55
25	NOV. 24	@	Quebec	11-4	W	9-14-2	20	65	FEB. 22		LOS ANGELES	6-4	L	22-32-11	55
26	NOV. 25	@	Montreal	4-3	L	9-15-2	20	66	FEB. 24		LOS ANGELES	5-3	L	22-33-11	55
27	NOV. 28		CALGARY	2-2	T	9-15-3	21	67	FEB. 26		HARTFORD	5-4	W	23-33-11	57
28	NOV. 30		MINNESOTA	4-2	L	9-16-3	21	68	FEB. 28	@	Los Angeles	4-2	L	23-34-11	57
29	DEC. 2		VANCOUVER	5-1	L	9-17-3	21	69	MAR. 2	@	Los Angeles	6-3	L	23-35-11	57
30	DEC. 3		NEW JERSEY	4-4	T	9-17-4	22	70	MAR. 5		EDMONTON	5-4	L	23-36-11	57
31	DEC. 5	@	Los Angeles	3-3	T	9-17-5	23	71	MAR. 8		WASHINGTON	2-1	L	23-37-11	57
32	DEC. 8	@	Los Angeles	4-4	T	9-17-6	24	72	MAR. 10		NEW JERSEY	4-3	W	24-37-11	59
33	DEC. 11	@	St. Louis	3-3	T	9-17-7	25	73	MAR. 12	@	Calgary	5-3	L	24-38-11	59
34	DEC. 13	@	Chicago	5-4	L	9-18-7	25	74	MAR. 13		BUFFALO	6-2	L	24-39-11	59
35	DEC. 15		MONTREAL	4-2	W	10-18-7	27	75	MAR. 15		EDMONTON	4-3	W	25-39-11	61
36	DEC. 16		PHILADELPHIA	4-2	L	10-19-7	27	76	MAR. 18	@	Calgary	4-3	L	25-40-11	61
37	DEC. 18	@	Pittsburgh	9-2	L	10-20-7	27	77	MAR. 22	@	Vancouver	3-1	L	25-41-11	61
38	DEC. 20	@	Detroit	3-1	L	10-21-7	27	78	MAR. 23	@	Edmonton	3-0	W	26-41-11	63
39	DEC. 22		DETROIT	5-2	L	10-22-7	27	79	MAR. 28	@	Vancouver	3-2	L	26-42-11	63
40	DEC. 26	@	Minnesota	6-4	W	11-22-7	29	80	MAR. 31	@	Edmonton	6-3	L	26-43-11	63

33-32-15 (81 points), 4th Smythe Division

PLAYER	GP	G	A	PTS	PIM	PLAYER	GP	G	A	PTS	PIM
Phil Housley	74	23	63	86	92	Phil Sykes	52	4	2	6	72
Ed Olczyk	64	32	33	65	67	Bryan Erickson	10	2	4	6	0
Fredrik Olausson	77	20	42	62	34	Dean Kennedy	18	2	4	6	21
Pat Elynuik	60	25	25	50	65	*Mike Lalor	15	2	3	5	14
Troy Murray	74	17	30	47	69	*Petri Skriko	15	2	3	5	4
*Darrin Shannon	68	13	26	39	41	*Mario Marois	34	1	3	4	34
Teppo Numminen	80	5	34	39	32	#Moe Mantha	12	0	4	4	6
Thomas Steen	38	13	25	38	29	Shawn Cronin	65	0	4	4	271
Luciano Borsato	56	15	21	36	45	*Lucien DeBlois	11	1	2	3	2
#Paul MacDermid	59	10	11	21	151	#Don Barber	11	0	3	3	4
Stu Barnes	46	8	9	17	26	Kris Draper	10	2	0	2	2
Mike Eagles	65	7	10	17	118	#Dave McLlwain	3	1	1	2	2
#Mark Osborne	43	4	12	16	65	Bob Essensa	47	0	2	2	2
Doug Evans	30	7	7	14	68	#Brent Ashton	7	1	0	1	4
Danton Cole	52	7	5	12	32	Rob Murray	9	0	1	1	18
Igor Ulanov	27	2	9	11	67	Rick Tabaracci	18	0	1	1	4
Randy Carlyle	66	1	9	10	54	Bob Joyce	1	0	0	0	0
Aaron Broten	25	4	5	9	14	Michael O'Neill	1	0	0	0	0
Mike Hartman	75	4	4	8	264	Jason Cirone	3	0	0	0	2
Keith Tkachuk	17	3	5	8	28	#Gord Donnelly	4	0	0	0	11
Russ Romaniuk	27	3	5	8	18	Rudy Poeschek	4	0	0	0	17
John Leblanc	16	6	1	7	6	Kent Paynter	5	0	0	0	4
Evgeny Davydov	12	4	3	7	8	Stephane Beaugregard	26	0	0	0	0

GOALTENDER	GP	MIN	GAA	W-L-T	SO	GA	SA	SV%
Bob Essensa	47	2627	2.88	21-17-6	5	126	1407	.910
Stephane Beaugregard	26	1267	2.89	6-8-6	2	61	611	.900
Rick Tabaracci	18	966	3.23	6-7-3	0	52	470	.889
Michael O'Neill	1	13	4.62	0-0-0	0	1	7	.857

* - Acquired during season # - Relocated during season

#	DATE	H/R	OPPONENT	SCORE	RES	RECORD	PTS	#	DATE	H/R	OPPONENT	SCORE	RES	RECORD	PTS
1	OCT. 4		LOS ANGELES	6-3	L	0-1-0	0	41	JAN. 2	@	Boston	3-1	W	17-16-8	42
2	OCT. 6		CALGARY	5-3	W	1-1-0	2	42	JAN. 4	@	Pittsburgh	3-2	L	17-17-8	42
3	OCT. 8		VANCOUVER	3-2	L	1-2-0	2	43	JAN. 6	@	NY Rangers	4-2	L	17-18-8	42
4	OCT. 10	@	San Jose	5-4	W	2-2-0	4	44	JAN. 8		EDMONTON	5-2	W	18-18-8	44
5	OCT. 12	@	Los Angeles	3-3	T	2-2-1	5	45	JAN. 10		CHICAGO	6-2	W	19-18-8	46
6	OCT. 16		HARTFORD	3-2	L	2-3-1	5	46	JAN. 12		SAN JOSE	4-3	L	19-19-8	46
7	OCT. 19		TORONTO	4-2	W	3-3-1	7	47	JAN. 14		VANCOUVER	4-2	L	19-20-8	46
8	OCT. 22	@	NY Islanders	1-1	T	3-3-2	8	48	JAN. 21	@	Hartford	3-3	T	19-20-9	47
9	OCT. 23	@	Detroit	3-2	W	4-3-2	10	49	JAN. 23	@	Philadelphia	1-0	W	20-20-9	49
10	OCT. 25		PHILADELPHIA	2-0	W	5-3-2	12	50	JAN. 25	@	Quebec	2-1	L	20-21-9	49
11	OCT. 27		WASHINGTON	6-5	W	6-3-2	14	51	JAN. 26	@	Buffalo	5-2	L	20-22-9	49
12	OCT. 29	@	Quebec	7-2	L	6-4-2	14	52	JAN. 28	@	Pittsburgh	4-0	W	21-22-9	51
13	OCT. 30	@	Montreal	6-1	L	6-5-2	14	53	JAN. 31		QUEBEC	4-4	T	21-22-10	52
14	NOV. 1		CALGARY	7-6	L	6-6-2	14	54	FEB. 2		SAN JOSE	6-0	W	22-22-10	54
15	NOV. 3		ST. LOUIS	3-3	T	6-6-3	15	55	FEB. 4		BOSTON	3-3	T	22-22-11	55
16	NOV. 5	@	Vancouver	2-2	T	6-6-4	16	56	FEB. 7		CALGARY	4-1	W	23-22-11	57
17	NOV. 8		PITTSBURGH	3-1	L	6-7-4	16	57	FEB. 13	@	Minnesota	6-1	L	23-23-11	57
18	NOV. 11		LOS ANGELES	6-2	W	7-7-4	18	58	FEB. 15	@	Toronto	3-1	W	24-23-11	59
19	NOV. 14	@	St. Louis	2-1	L	7-8-4	18	59	FEB. 17	@	NY Islanders	5-4	L	24-24-11	59
20	NOV. 16	@	New Jersey	1-0	W	8-8-4	20	60	FEB. 19		ST. LOUIS	4-3	L	24-25-11	59
21	NOV. 17	@	Philadelphia	2-1	W	9-8-4	22	61	FEB. 21		NEW JERSEY	6-4	W	25-25-11	61
22	NOV. 20		NY ISLANDERS	3-1	W	10-8-4	24	62	FEB. 23		LOS ANGELES	4-2	L	25-26-11	61
23	NOV. 23	@	Edmonton	4-0	W	11-8-4	26	63	FEB. 26	@	Edmonton	6-1	L	25-27-11	61
24	NOV. 25	@	Calgary	3-3	T	11-8-5	27	64	FEB. 28	@	Vancouver	5-3	L	25-28-11	61
25	NOV. 27		NY RANGERS	3-2	W	12-8-5	29	65	MAR. 1		EDMONTON	4-2	L	25-29-11	61
26	DEC. 1		CHICAGO	3-2	W	13-8-5	31	66	MAR. 3	@	Detroit	4-3	W	26-29-11	63
27	DEC. 4		BUFFALO	5-4	W	14-8-5	33	67	MAR. 6	@	Washington	3-3	T	26-29-12	64
28	DEC. 6		EDMONTON	4-4	T	14-8-6	34	68	MAR. 8	@	Minnesota	4-2	L	26-30-12	64
29	DEC. 8		WASHINGTON	4-3	W	15-8-6	36	69	MAR. 11		SAN JOSE	3-0	W	27-30-12	66
30	DEC. 10	@	San Jose	3-3	T	15-8-7	37	70	MAR. 13		HARTFORD	1-0	L	27-31-12	66
31	DEC. 12	@	Los Angeles	2-1	L	15-9-7	37	71	MAR. 15		DETROIT	1-1	T	27-31-13	67
32	DEC. 14	@	Edmonton	7-5	L	15-10-7	37	72	MAR. 17	@	Los Angeles	5-4	L	27-32-13	67
33	DEC. 17	@	Calgary	7-4	L	15-11-7	37	73	MAR. 20	@	Vancouver	2-2	T	27-32-14	68
34	DEC. 19	@	Vancouver	3-1	L	15-12-7	37	74	MAR. 22		VANCOUVER	5-1	W	28-32-14	70
35	DEC. 21		CALGARY	7-2	W	16-12-7	39	75	MAR. 25		MONTREAL	2-2	T	28-32-15	71
36	DEC. 23	@	Toronto	3-1	L	16-13-7	39	76	MAR. 27		LOS ANGELES	6-4	W	29-32-15	73
37	DEC. 26		MINNESOTA	3-2	L	16-14-7	39	77	MAR. 29		SAN JOSE	6-5	W	30-32-15	75
38	DEC. 27	@	Chicago	3-3	T	16-14-8	40	78	APR. 12	@	Calgary	4-3	W	31-32-15	77
39	DEC. 29		BOSTON	6-3	L	16-15-8	40	79	APR. 14	@	Edmonton	6-2	W	32-32-15	79
40	DEC. 31		NY RANGERS	5-2	L	16-16-8	40	80	APR. 16	@	San Jose	5-3	W	33-32-15	81

40-37-7 (87 points), 4th Smythe Division

PLAYER	GP	G	A	PTS	PIM	PLAYER	GP	G	A	PTS	PIM
Teemu Selanne	84	76	56	132	45	Mike Lalor	64	1	8	9	76
Phil Housley	80	18	79	97	52	Dean Kennedy	78	1	7	8	105
Alexei Zhamnov	68	25	47	72	58	#Troy Murray	29	3	4	7	34
Thomas Steen	80	22	50	72	75	Bob Essensa	67	0	5	5	2
Darrin Shannon	84	20	40	60	91	Russ Romaniuk	28	3	1	4	22
Fredrik Olausson	68	16	41	57	22	Randy Carlyle	22	1	1	2	14
Keith Tkachuk	83	28	23	51	201	Anatoli Fedotov	1	0	2	2	0
Evgeny Davydov	79	28	21	49	66	Andy Brickley	12	0	2	2	2
Teppo Numminen	66	7	30	37	33	Dallas Eakins	14	0	2	2	38
Luciano Borsato	67	15	20	35	38	#Mark Osiecki	4	1	0	1	2
Mike Eagles	84	8	18	26	131	Rob Murray	10	1	0	1	6
Sergei Bautin	71	5	18	23	96	Alan Kerr	7	0	1	1	2
Stu Barnes	38	12	10	22	10	Scott Levins	9	0	1	1	18
#Ed Olczyk	25	8	12	20	26	Bob Joyce	1	0	0	0	0
John Druce	50	6	14	20	37	Michael O'Neill	2	0	0	0	0
*Kris King	48	8	8	16	136	*Jim Hrivnak	3	0	0	0	0
Bryan Erickson	41	4	12	16	14	John Leblanc	3	0	0	0	2
Igor Ulanov	56	2	14	16	124	Kris Draper	7	0	0	0	2
*Tie Domi	49	3	10	13	249	#Rick Tabaracci	19	0	0	0	10

GOALTENDER	GP	MIN	GAA	W-L-T	SO	GA	SA	SV%
Bob Essensa	67	3855	3.53	33-26-6	2	227	2119	.893
*Jim Hrivnak	3	180	4.33	2-1-0	0	13	96	.865
#Rick Tabaracci	19	959	4.38	5-10-0	0	70	496	.859
Michael O'Neill	2	73	4.93	0-0-1	0	6	34	.824

* - Acquired during season # - Relocated during season

#	DATE	H/R	OPPONENT	SCORE	W-L-T	RECORD	PTS	#	DATE	H/R	OPPONENT	SCORE	W-L-T	RECORD	PTS
1	OCT. 6		DETROIT	4-1	W	1-0-0	2	43	JAN. 12		SAN JOSE	4-1	W	19-20-4	42
2	OCT. 8	@	San Jose	4-3	L	1-1-0	2	44	JAN. 13	@	Edmonton	4-1	W	20-20-4	44
3	OCT. 10	@	Los Angeles	6-3	L	1-2-0	2	45	JAN. 16	@	Los Angeles	5-2	W	21-20-4	46
4	OCT. 12	@	Vancouver	8-1	L	1-3-0	2	46	JAN. 18		HARTFORD	8-7	W	22-20-4	48
5	OCT. 14		EDMONTON	7-3	W	2-3-0	4	47	JAN. 19		CHICAGO	5-2	W	23-20-4	50
6	OCT. 16		VANCOUVER	6-2	L	2-4-0	4	48	JAN. 22	@	Calgary	4-4	T	23-20-5	51
7	OCT. 18	@	Philadelphia	5-4	L	2-5-0	4	49	JAN. 23		EDMONTON	8-5	W	24-20-5	53
8	OCT. 20	@	Detroit	5-3	L	2-6-0	4	50	JAN. 27	@	NY Rangers	5-2	L	24-21-5	53
9	OCT. 23		LOS ANGELES	4-2	W	3-6-0	6	51	JAN. 28	@	Boston	6-2	L	24-22-5	53
10	OCT. 26		WASHINGTON	6-2	W	4-6-0	8	52	JAN. 30	@	Hartford	6-3	W	25-22-5	55
11	OCT. 28		CALGARY	7-5	L	4-7-0	8	53	FEB. 1	@	Ottawa	4-4	T	25-22-6	56
12	OCT. 31	@	Quebec	3-2	L	4-8-0	8	54	FEB. 3		ST. LOUIS	4-2	L	25-23-6	56
13	NOV. 2	@	Montreal	2-1	L	4-9-0	8	55	FEB. 10		BUFFALO	6-2	L	25-24-6	56
14	NOV. 6		EDMONTON	6-1	L	4-10-0	8	56	FEB. 12		HARTFORD	6-2	L	25-25-6	56
15	NOV. 8	@	Vancouver	6-1	L	4-11-0	8	57	FEB. 14		SAN JOSE	3-2	L	25-26-6	56
16	NOV. 10		LOS ANGELES	4-4	T	4-11-1	9	58	FEB. 18	@	San Jose	5-3	L	25-27-6	56
17	NOV. 12	@	Minnesota	7-2	W	5-11-1	11	59	FEB. 20	@	Vancouver	4-2	L	25-28-6	56
18	NOV. 14	@	St. Louis	4-2	L	5-12-1	11	60	FEB. 22		OTTAWA	6-3	W	26-28-6	58
19	NOV. 17	@	Tampa Bay	6-5	W	6-12-1	13	61	FEB. 23	@	Ottawa	8-2	W	27-28-6	60
20	NOV. 19	@	Detroit	5-3	W	7-12-1	15	62	FEB. 26		VANCOUVER	7-4	L	27-29-6	60
21	NOV. 21		NY RANGERS	5-4	L	7-13-1	15	63	FEB. 28		MINNESOTA	7-6	W	28-29-6	62
22	NOV. 24		NY ISLANDERS	3-3	T	7-13-2	16	64	MAR. 2		QUEBEC	7-4	L	28-30-6	62
23	NOV. 27		SAN JOSE	3-2	W	8-13-2	18	65	MAR. 4	@	Edmonton	5-3	W	29-30-6	64
24	DEC. 2	@	Calgary	3-3	T	8-13-3	19	66	MAR. 6	@	Toronto	4-2	L	29-31-6	64
25	DEC. 5		MONTREAL	3-2	L	8-14-3	19	67	MAR. 7	@	Buffalo	2-1	L	29-32-6	64
26	DEC. 8	@	Pittsburgh	5-2	L	8-15-3	19	68	MAR. 9	@	Tampa Bay	4-2	W	30-32-6	66
27	DEC. 11	@	Washington	8-6	L	8-16-3	19	69	MAR. 12		VANCOUVER	3-2	L	30-33-6	66
28	DEC. 12	@	NY Islanders	4-3	W	9-16-3	21	70	MAR. 14		TAMPA BAY	3-1	W	31-33-6	68
29	DEC. 15		NEW JERSEY	4-3	W	10-16-3	23	71	MAR. 16	@	Los Angeles	8-4	L	31-34-6	68
30	DEC. 17	@	Chicago	5-1	L	10-17-3	23	72	MAR. 18	@	Vancouver	5-2	W	32-34-6	70
31	DEC. 19	@	St. Louis	1-0	W	11-17-3	25	73	MAR. 21		CALGARY	4-2	W	33-34-6	72
32	DEC. 21		SAN JOSE	5-4	W	12-17-3	27	74	MAR. 23		TORONTO	5-4	L	33-35-6	72
33	DEC. 23		CALGARY	4-3	L	12-18-3	27	75	MAR. 26		ST. LOUIS	4-2	W	34-35-6	74
34	DEC. 26	@	Minnesota	5-4	L	12-19-3	27	76	MAR. 28		LOS ANGELES	3-3	T	34-35-7	75
35	DEC. 27		MINNESOTA	7-4	W	13-19-3	29	77	MAR. 30	@	Calgary	5-4	W	35-35-7	77
36	DEC. 29		BOSTON	5-4	W	14-19-3	31	78	APR. 1	@	San Jose	9-5	W	36-35-7	79
37	DEC. 31		EDMONTON	3-2	W	15-19-3	33	79	APR. 3	@	Edmonton	6-4	W	37-35-7	81
38	JAN. 2	@	New Jersey	2-2	T	15-19-4	34	80	APR. 6		PHILADELPHIA	4-2	L	37-36-7	81
39	JAN. 3	@	Chicago	4-1	L	15-20-4	34	81	APR. 8		TORONTO	5-3	W	38-36-7	83
40	JAN. 5	@	Calgary	4-2	W	16-20-4	36	82	APR. 11	@	Edmonton	7-5	W	39-36-7	85
41	JAN. 8		LOS ANGELES	6-3	W	17-20-4	38	83	APR. 13		TAMPA BAY	5-3	L	39-37-7	85
42	JAN. 10		PITTSBURGH	3-2	W	18-20-4	40	84	APR. 15		EDMONTON	3-0	W	40-37-7	87

24-51-9 (57 points), 6th Central Division

PLAYER	GP	G	A	PTS	PIM	PLAYER	GP	G	A	PTS	PIM
Keith Tkachuk	84	41	40	81	255	#Fredrik Olausson	18	2	5	7	10
Nelson Emerson	83	33	41	74	80	#Sergei Bautin	59	0	7	7	78
Alexei Zhamnov	61	26	45	71	62	*Randy Gilhen	40	3	3	6	34
Darrin Shannon	77	21	37	58	87	*Dave Manson	13	1	4	5	51
Teemu Selanne	51	25	29	54	22	Dave Tomlinson	31	1	3	4	24
Thomas Steen	76	19	32	51	32	Darryl Shannon	20	0	4	4	18
#Boris Mironov	65	7	22	29	96	Arto Blomsten	18	0	2	2	6
#Paul Ysebaert	60	9	18	27	18	Michal Grosek	3	1	0	1	0
Stephane Quintal	81	8	18	26	119	Oleg Mikulchik	4	0	1	1	17
Teppo Numminen	57	5	18	23	28	#Yan Kaminsky	1	0	0	0	0
Tie Domi	81	8	11	19	347	Mark Visheau	1	0	0	0	0
Luciano Borsato	75	5	13	18	28	Andy Brickley	2	0	0	0	0
Igor Ulanov	74	0	17	17	165	Craig Fisher	4	0	0	0	2
Russ Romaniuk	24	4	8	12	6	Kevin McClelland	6	0	0	0	19
Mike Eagles	73	4	8	12	96	Rob Murray	6	0	0	0	2
Kris King	83	4	8	12	205	Harijs Vitolinsh	8	0	0	0	4
*Wayne McBean	31	2	9	11	24	Stephane Beauregard	13	0	0	0	0
Dean Kennedy	76	2	8	10	164	*Tim Cheveldae	14	0	0	0	2
#Stu Barnes	18	5	4	9	8	Bryan Erickson	16	0	0	0	6
John LeBlanc	17	6	2	8	2	Mike O'Neill	17	0	0	0	0
*Dallas Drake	15	3	5	8	12	#Bob Essensa	56	0	0	0	6

GOALTENDER	GP	MIN	GAA	W-L-T	SO	GA	SA	SV%
#Bob Essensa	56	3136	3.85	19-30-6	1	201	1714	.883
*Tim Cheveldae	14	788	3.96	5-8-1	1	52	485	.893
Mike O'Neill	17	738	4.15	0-9-1	0	51	382	.866
Stephane Beauregard	13	418	4.88	0-4-1	0	34	211	.839

* - Acquired during season # - Relocated during season

#	DATE	H/R	OPPONENT	SCORE	RES	RECORD	PTS	#	DATE	H/R	OPPONENT	SCORE	W-L-T	RECORD	PTS
1	OCT. 6		WASHINGTON	6-4	W	1-0-0	2	43	JAN. 6	@	Boston	5-4	L	15-23-5	35
2	OCT. 9	@	Dallas	3-3	T	1-0-1	3	44	JAN. 8	@	Ottawa	3-2	W	16-23-5	37
3	OCT. 10	@	Chicago	4-3	L	1-1-1	3	45	JAN. 10	@	Montreal	4-2	L	16-24-5	37
4	OCT. 12	@	New Jersey	7-4	L	1-2-1	3	46	JAN. 12		BUFFALO	3-2	W	17-24-5	39
5	OCT. 16		CHICAGO	1-0	W	2-2-1	5	47	JAN. 15		TORONTO	5-1	L	17-25-5	39
6	OCT. 18		EDMONTON	6-3	W	3-2-1	7	48	JAN. 16		TAMPA BAY	3-2	L	17-26-5	39
7	OCT. 21	@	Detroit	6-2	L	3-3-1	7	49	JAN. 19		NEW JERSEY	4-0	L	17-27-5	39
8	OCT. 23	@	Philadelphia	9-6	W	4-3-1	9	50	JAN. 25	@	Los Angeles	4-4	T	17-27-6	40
9	OCT. 26	@	Florida	5-2	W	5-3-1	11	51	JAN. 26	@	Anaheim	3-1	L	17-28-6	40
10	OCT. 27	@	Tampa Bay	4-3	W	6-3-1	13	52	JAN. 29	@	Detroit	7-1	L	17-29-6	40
11	OCT. 29		LOS ANGELES	4-3	L	6-4-1	13	53	FEB. 2		DALLAS	7-3	L	17-30-6	40
12	OCT. 31		CALGARY	4-3	L	6-5-1	13	54	FEB. 4		HARTFORD	2-2	T	17-30-7	41
13	NOV. 3		ST. LOUIS	3-0	L	6-6-1	13	55	FEB. 6	@	Edmonton	5-2	L	17-31-7	41
14	NOV. 5		OTTAWA	7-6	L	6-7-1	13	56	FEB. 8	@	ST. LOUIS	6-5	L	17-32-7	41
15	NOV. 7	@	Dallas	1-1	T	6-7-2	14	57	FEB. 9	@	Dallas	4-2	L	17-33-7	41
16	NOV. 9	@	NY Islanders	5-2	W	7-7-2	16	58	FEB. 11		TORONTO	3-1	L	17-34-7	41
17	NOV. 10	@	NY Rangers	2-1	L	7-8-2	16	59	FEB. 15	@	Pittsburgh	5-3	L	17-35-7	41
18	NOV. 13		DALLAS	3-2	L	7-9-2	16	60	FEB. 18		CHICAGO	7-2	L	17-36-7	41
19	NOV. 15	@	Calgary	7-2	L	7-10-2	16	61	FEB. 20		CALGARY	5-2	L	17-37-7	41
20	NOV. 17		DETROIT	2-1	W	8-10-2	18	62	FEB. 22		FLORIDA	3-2	L	17-38-7	41
21	NOV. 19	@	Buffalo	6-0	L	8-11-2	18	63	FEB. 24	@	Chicago	6-3	L	17-39-7	41
22	NOV. 20	@	Quebec	5-5	T	8-11-3	19	64	FEB. 25		BOSTON	7-6	L	17-40-7	41
23	NOV. 24		ANAHEIM	2-1	L	8-12-3	19	65	FEB. 28		SAN JOSE	3-3	T	17-40-8	42
24	NOV. 26		VANCOUVER	5-3	L	8-13-3	19	66	MAR. 2		DALLAS	4-2	W	18-40-8	44
25	NOV. 28	@	ST. LOUIS	4-3	W	9-13-3	21	67	MAR. 4	@	Ottawa	6-1	W	19-40-8	46
26	NOV. 30	@	Los Angeles	8-6	W	10-13-3	23	68	MAR. 6		PITTSBURGH	5-3	L	19-41-8	46
27	DEC. 1	@	Anaheim	5-2	L	10-14-3	23	69	MAR. 7		NY ISLANDERS	7-2	L	19-42-8	46
28	DEC. 3	@	San Jose	3-3	T	10-14-4	24	70	MAR. 11		VANCOUVER	8-4	L	19-43-8	46
29	DEC. 5		DETROIT	6-4	W	11-14-4	26	71	MAR. 12	@	Toronto	3-1	L	19-44-8	46
30	DEC. 6	@	Detroit	6-2	L	11-15-4	26	72	MAR. 16		ST. LOUIS	4-0	W	20-44-8	48
31	DEC. 8	@	Toronto	5-4	W	12-15-4	28	73	MAR. 19		DETROIT	4-2	W	21-44-8	50
32	DEC. 10		FLORIDA	5-2	L	12-16-4	28	74	MAR. 23		MONTREAL	3-1	W	22-44-8	52
33	DEC. 12		TORONTO	3-3	T	12-16-5	29	75	MAR. 25		SAN JOSE	8-3	L	22-45-8	52
34	DEC. 17	@	Vancouver	6-1	L	12-17-5	29	76	MAR. 27		NY RANGERS	3-1	W	23-45-8	54
35	DEC. 18	@	Calgary	5-4	L	12-18-5	29	77	MAR. 29	@	San Jose	9-4	L	23-46-8	54
36	DEC. 20		ANAHEIM	7-5	L	12-19-5	29	78	APR. 1	@	Vancouver	5-1	L	23-47-8	54
37	DEC. 23		QUEBEC	5-2	W	13-19-5	31	79	APR. 4		PHILADELPHIA	2-2	T	23-47-9	55
38	DEC. 27	@	Edmonton	6-0	L	13-20-5	31	80	APR. 6		EDMONTON	4-3	L	23-48-9	55
39	DEC. 29		CHICAGO	3-2	W	14-20-5	33	81	APR. 9		LOS ANGELES	4-3	W	24-48-9	57
40	DEC. 31		ST. LOUIS	2-1	W	15-20-5	35	82	APR. 10	@	Toronto	7-0	L	24-49-9	57
41	JAN. 2	@	Chicago	5-1	L	15-21-5	35	83	APR. 12	@	Washington	4-3	L	24-50-9	57
42	JAN. 5	@	Hartford	4-0	L	15-22-5	35	84	APR. 14	@	St. Louis	3-1	L	24-51-9	57

16-25-7 (39 points), 6th Central Division

PLAYER	GP	G	A	PTS	PIM	PLAYER	GP	G	A	PTS	PIM
Alexei Zhamnov	48	30	35	65	20	Neil Wilkinson	40	1	4	5	75
Keith Tkachuk	48	22	29	51	152	Michal Grosek	24	2	2	4	21
Teemu Selanne	45	22	26	48	2	#Igor Ulanov	19	1	3	4	27
Nelson Emerson	48	14	23	37	26	#Mike Eagles	27	2	1	3	40
Igor Korolev	45	8	22	30	10	Greg Brown	9	0	3	3	17
Dallas Drake	43	8	18	26	30	Rob Murray	10	0	2	2	2
Stephane Quintal	43	6	17	23	78	Oleg Mikulchik	25	0	2	2	12
Teppo Numminen	42	5	16	21	16	Craig Martin	20	0	1	1	19
Dave Manson	44	3	15	18	139	Nikolai Khabibulin	26	0	1	1	4
Thomas Steen	31	5	10	15	14	Tim Cheveldae	30	0	1	1	2
Darryl Shannon	40	5	9	14	48	Tavis Hansen	1	0	0	0	0
Randy Gilhen	44	5	6	11	52	#Arto Blomsten	1	0	0	0	2
*Eddie Olczyk	13	2	8	10	8	John LeBlanc	2	0	0	0	0
*Mike Eastwood	13	3	6	9	4	Luciano Borsato	4	0	0	0	0
Darrin Shannon	19	5	3	8	14	Russ Romaniuk	6	0	0	0	0
#Tie Domi	31	4	4	8	128	Brent Thompson	29	0	0	0	78
Kris King	48	4	2	6	85						

GOALTENDER	GP	MIN	GAA	W-L-T	SO	GA	SA	SV%
Tim Cheveldae	30	1571	3.70	8-16-3	0	97	818	.881
Nikolai Khabibulin	26	1339	3.41	8-9-4	0	76	723	.895

* - Acquired during season # - Relocated during season

#	DATE	H/R	OPPONENT	SCORE	RES	RECORD	PTS	#	DATE	H/R	OPPONENT	SCORE	RES	RECORD	PTS
1	JAN. 20		CALGARY	3-3	T	0-0-1	1	25	MAR. 14		VANCOUVER	3-3	T	9-12-4	22
2	JAN. 21		ANAHEIM	4-3	L	0-1-1	1	26	MAR. 17	@	Calgary	8-4	L	9-13-4	22
3	JAN. 23		CHICAGO	5-3	W	1-1-1	3	27	MAR. 19	@	CHICAGO	3-2	L	9-14-4	22
4	JAN. 25	@	San Jose	4-0	L	1-2-1	3	28	MAR. 22	@	Detroit	6-3	L	9-15-4	22
5	JAN. 27	@	Anaheim	3-2	L	1-3-1	3	29	MAR. 24	@	Toronto	3-2	L	9-16-4	22
6	JAN. 28	@	Los Angeles	4-2	L	1-4-1	3	30	MAR. 25		TORONTO	3-3	T	9-16-5	23
7	FEB. 2		ST. LOUIS	5-4	L	1-5-1	3	31	MAR. 28	@	San Jose	6-5	L	9-17-5	23
8	FEB. 4		SAN JOSE	3-3	T	1-5-2	4	32	MAR. 30	@	Anaheim	3-1	L	9-18-5	23
9	FEB. 6	@	Calgary	5-4	W	2-5-2	6	33	APR. 1	@	Los Angeles	7-7	T	9-18-6	24
10	FEB. 8	@	Edmonton	3-3	T	2-5-3	7	34	APR. 5		CHICAGO	4-1	W	10-18-6	26
11	FEB. 9	@	Vancouver	5-1	L	2-6-3	7	35	APR. 7		VANCOUVER	7-4	W	11-18-6	28
12	FEB. 11	@	St. Louis	3-2	W	3-6-3	9	36	APR. 8	@	Toronto	4-3	L	11-19-6	28
13	FEB. 13	@	Dallas	7-4	W	4-6-3	11	37	APR. 11	@	St. Louis	7-5	L	11-20-6	28
14	FEB. 15		DETROIT	5-1	L	4-7-3	11	38	APR. 13		ST. LOUIS	5-2	W	12-20-6	30
15	FEB. 17		ST. LOUIS	4-3	L	4-8-3	11	39	APR. 15		TORONTO	5-1	W	13-20-6	32
16	FEB. 22	@	Vancouver	4-1	W	5-8-3	13	40	APR. 17		EDMONTON	6-5	L	13-21-7	32
17	FEB. 24		ANAHEIM	4-2	W	6-8-3	15	41	APR. 19	@	Detroit	5-5	T	13-21-7	33
18	FEB. 25	@	Toronto	5-2	L	6-9-3	15	42	APR. 21	@	Chicago	2-1	W	14-21-7	35
19	FEB. 28		DALLAS	4-0	L	6-10-3	15	43	APR. 23	@	Dallas	5-2	L	14-22-7	35
20	MAR. 2	@	Detroit	6-1	L	6-11-3	15	44	APR. 25		EDMONTON	5-3	L	14-23-7	35
21	MAR. 4		SAN JOSE	4-2	W	7-11-3	17	45	APR. 27		DETROIT	4-3	W	15-23-7	37
22	MAR. 5		CALGARY	3-2	W	8-11-3	19	46	APR. 29	@	Edmonton	5-1	W	16-23-7	39
23	MAR. 10		DALLAS	4-3	W	9-11-3	21	47	MAY 1	@	Chicago	3-2	L	16-24-7	39
24	MAR. 11		LOS ANGELES	4-2	L	9-12-3	21	48	MAY 2		LOS ANGELES	2-1	L	16-25-7	39

36-40-6 (78 points), 5th Central Division

PLAYER	GP	G	A	PTS	PIM	PLAYER	GP	G	A	PTS	PIM
Keith Tkachuk	76	50	48	98	156	Randy Gilhen	22	2	3	5	12
#Teemu Selanne	51	24	48	72	18	*Chad Kilger	29	2	3	5	12
Alexei Zhamnov	58	22	37	59	65	#Neil Wilkinson	21	1	4	5	33
Teppo Numminen	74	11	43	54	22	*Craig Muni	25	1	3	4	37
Igor Korolev	73	22	29	51	42	Iain Fraser	12	1	1	2	4
Eddie Olczyk	51	27	22	49	65	Jason Doig	15	1	1	2	28
Dallas Drake	69	19	20	39	36	Craig Mills	4	0	2	2	0
#Darren Turcotte	59	16	16	32	26	Brent Thompson	10	0	1	1	21
Dave Manson	82	7	23	30	205	#Stewart Malgunas	29	0	1	1	32
*Norm Maciver	39	5	25	30	26	*Tom Draper	1	0	0	0	0
Mike Eastwood	80	14	14	28	20	Rob Murray	1	0	0	0	2
Mike Stapleton	58	10	14	24	37	Scott Langkow	1	0	0	0	0
Darrin Shannon	63	5	18	23	28	#Michal Grosek	1	0	0	0	0
Kris King	81	9	11	20	151	*Dallas Eakins	2	0	0	0	0
*Craig Janney	13	7	13	20	0	#Ravil Gusmanov	4	0	0	0	0
Deron Quint	51	5	13	18	22	*Dominic Roussel	7	0	0	0	2
Shane Doan	74	7	10	17	101	*Denis Chasse	15	0	0	0	12
#Darryl Shannon	48	2	7	9	72	Ed Ronan	17	0	0	0	16
*Oleg Tverdovsky	31	0	8	8	6	#Tim Cheveldae	30	0	0	0	0
Jim McKenzie	73	4	2	6	202	Nikolai Khabibulin	53	0	0	0	12
Jeff Finley	65	1	5	6	81						

GOALTENDER	GP	MIN	GAA	W-L-T	SO	GA	SA	SV%
Scott Langkow	1	6	0.00	0-0-0	0	0	2	1.000
Nikolai Khabibulin	53	2914	3.13	26-20-3	2	152	1656	.908
*Dominic Roussel	7	285	3.37	2-2-0	0	16	134	.881
#Tim Cheveldae	30	1695	3.93	8-18-3	0	111	948	.883
Tom Draper	1	34	5.29	0-0-0	0	3	14	.786

* - Acquired during season # - Relocated during season

#	DATE	H/R	OPPONENT	SCORE	RES	RECORD	PTS	#	DATE	H/R	OPPONENT	SCORE	RES	RECORD	PTS
1	OCT. 7		DALLAS	7-5	W	1-0-0	2	42	JAN. 10		BUFFALO	4-1	W	19-20-3	41
2	OCT. 9		ANAHEIM	4-3	W	2-0-0	4	43	JAN. 12		HARTFORD	3-2	L	19-21-3	41
3	OCT. 11	@	NY Rangers	6-4	L	2-1-0	4	44	JAN. 14		ANAHEIM	6-4	L	19-22-3	41
4	OCT. 12	@	New Jersey	4-1	L	2-2-0	4	45	JAN. 16	@	Washington	1-1	T	19-22-4	42
5	OCT. 15		DETROIT	5-5	T	2-2-1	5	46	JAN. 17	@	Toronto	4-2	W	20-22-4	44
6	OCT. 17		TAMPA BAY	5-2	W	3-2-1	7	47	JAN. 24		ST. LOUIS	6-5	L	20-23-4	44
7	OCT. 19		SAN JOSE	3-3	T	3-2-2	8	48	JAN. 27	@	Montreal	4-1	L	20-24-4	44
8	OCT. 22	@	Anaheim	6-2	L	3-3-2	8	49	JAN. 29	@	Dallas	2-1	W	21-24-4	46
9	OCT. 25	@	San Jose	6-1	W	4-3-2	10	50	FEB. 1	@	Colorado	6-4	L	21-25-4	46
10	OCT. 27	@	Edmonton	7-5	L	4-4-2	10	51	FEB. 4		VANCOUVER	4-2	L	21-26-4	46
11	OCT. 28	@	Vancouver	4-1	W	5-4-2	12	52	FEB. 8		OTTAWA	6-2	W	22-26-4	48
12	OCT. 30		DETROIT	3-2	W	6-4-2	14	53	FEB. 10	@	Calgary	3-2	W	23-26-4	50
13	NOV. 1		TORONTO	4-2	L	6-5-2	14	54	FEB. 13	@	Vancouver	5-4	L	23-27-4	50
14	NOV. 3		COLORADO	5-2	L	6-6-2	14	55	FEB. 16		PITTSBURGH	1-0	L	23-28-4	50
15	NOV. 5	@	Buffalo	4-3	W	7-6-2	16	56	FEB. 18	@	St. Louis	3-0	L	23-29-4	50
16	NOV. 10	@	St. Louis	3-2	L	7-7-2	16	57	FEB. 21		VANCOUVER	5-3	L	23-30-4	50
17	NOV. 14		CHICAGO	6-5	W	8-7-2	18	58	FEB. 23		CHICAGO	1-0	W	24-30-4	52
18	NOV. 17		NY RANGERS	6-3	W	9-7-2	20	59	FEB. 26		LOS ANGELES	4-3	W	25-30-4	54
19	NOV. 18	@	Toronto	2-1	L	9-8-2	20	60	FEB. 28		TORONTO	4-3	W	26-30-4	56
20	NOV. 21	@	Boston	5-4	L	9-9-2	20	61	MAR. 1	@	Hartford	5-2	W	27-30-4	58
21	NOV. 22	@	Ottawa	3-1	W	10-9-2	22	62	MAR. 3	@	NY Islanders	7-5	W	28-30-4	60
22	NOV. 26		EDMONTON	4-0	W	11-9-2	24	63	MAR. 5	@	Pittsburgh	9-4	L	28-31-4	60
23	NOV. 28		TORONTO	4-3	W	12-9-2	26	64	MAR. 7		FLORIDA	5-3	W	29-31-4	62
24	NOV. 30		ST. LOUIS	4-1	L	12-10-2	26	65	MAR. 9		NY ISLANDERS	4-2	L	29-32-4	62
25	DEC. 2		CHICAGO	2-2	T	12-10-3	27	66	MAR. 10		DETROIT	5-2	L	29-33-4	62
26	DEC. 3		CALGARY	5-2	W	13-10-3	29	67	MAR. 12	@	Detroit	5-2	L	29-34-4	62
27	DEC. 6	@	Los Angeles	6-3	L	13-11-3	29	68	MAR. 13	@	Toronto	3-3	T	29-34-5	63
28	DEC. 7	@	San Jose	5-3	L	13-12-3	29	69	MAR. 16	@	Philadelphia	3-0	L	29-35-5	63
29	DEC. 10		WASHINGTON	6-1	L	13-13-3	29	70	MAR. 20		SAN JOSE	7-1	L	29-36-5	63
30	DEC. 12		MONTREAL	6-5	L	13-14-3	29	71	MAR. 22		PHILADELPHIA	4-1	W	30-36-5	65
31	DEC. 15		EDMONTON	9-4	W	14-14-3	31	72	MAR. 24		COLORADO	5-2	L	30-37-5	65
32	DEC. 17	@	Chicago	3-1	L	14-15-3	31	73	MAR. 26	@	Dallas	8-2	W	31-37-5	67
33	DEC. 19	@	Tampa Bay	6-3	L	14-16-3	31	74	MAR. 27	@	Colorado	3-1	W	32-37-5	69
34	DEC. 21	@	Florida	6-1	L	14-17-3	31	75	MAR. 29	@	Edmonton	3-2	L	32-38-5	69
35	DEC. 23		ST. LOUIS	2-1	W	15-17-3	33	76	MAR. 31	@	Calgary	4-1	W	33-38-5	71
36	DEC. 28	@	Chicago	4-3	L	15-18-3	33	77	APR. 3		DALLAS	3-1	W	34-38-5	73
37	DEC. 29		NEW JERSEY	5-3	W	16-18-3	35	78	APR. 6		CALGARY	4-3	W	35-38-5	75
38	DEC. 31		BOSTON	5-3	L	16-19-3	35	79	APR. 8	@	St. Louis	2-2	T	35-38-6	76
39	JAN. 3	@	Los Angeles	5-4	W	17-19-3	37	80	APR. 10	@	Detroit	5-2	L	35-39-6	76
40	JAN. 5	@	Dallas	5-4	L	17-20-3	37	81	APR. 12		LOS ANGELES	5-3	W	36-39-6	78
41	JAN. 8	@	Detroit	6-4	W	18-20-3	39	82	APR. 14	@	Anaheim	5-2	L	36-40-6	78

38-37-7 (83 points), 3rd Central Division

PLAYER	GP	G	A	PTS	PIM	PLAYER	GP	G	A	PTS	PIM
Keith Tkachuk	81	52	34	86	228	Jim McKenzie	65	5	3	8	200
Jeremy Roenick	72	29	40	69	115	Chad Kilger	24	4	3	7	13
Mike Gartner	82	32	31	63	38	*Jayson More	23	1	6	7	37
Oleg Tverdovsky	82	10	45	55	30	Brad McCrimmon	37	1	5	6	18
Craig Janney	77	15	38	53	26	#Mike Eastwood	33	1	3	4	4
Cliff Ronning	69	19	32	51	26	*Gerald Diduck	11	1	2	3	23
Dallas Drake	63	17	19	36	52	Nikolai Khabibulin	72	0	3	3	16
Teppo Numminen	82	2	25	27	28	Jocelyn Lemieux	2	1	0	1	0
Darrin Shannon	82	11	13	24	41	Darcy Wakaluk	16	0	1	1	4
Bob Corkum	80	9	11	20	40	Parris Duffus	1	0	0	0	0
#Dave Manson	66	3	17	20	164	Jason Simon	1	0	0	0	0
Mike Stapleton	55	4	11	15	36	Brent Thompson	1	0	0	0	7
Deron Quint	27	3	11	14	4	Tavis Hansen	1	0	0	0	0
Kris King	81	3	11	14	185	*Pat Jablonski	2	0	0	0	0
Norm Maciver	32	4	9	13	24	Kevin Dahl	2	0	0	0	0
Shane Doan	63	4	8	12	49	Juha Ylonen	2	0	0	0	0
Igor Korolev	41	3	7	10	28	#Dallas Eakins	4	0	0	0	10
Jim Johnson	55	3	7	10	74	Mike Hudson	7	0	0	0	2
Jeff Finley	65	3	7	10	40	*Murray Baron	8	0	0	0	4

GOALTENDER	GP	MIN	GAA	W-L-T	SO	GA	SA	SV%
Nikolai Khabibulin	72	4091	2.83	30-33-6	7	193	2094	.908
Darcy Wakaluk	16	782	2.99	8-3-1	1	39	386	.899
*Pat Jablonski	2	59	2.03	0-1-0	0	2	24	.917
Parris Duffus	1	29	2.07	0-0-0	0	1	8	.875

* - Acquired during season # - Relocated during season

#	DATE	H/R	OPPONENT	SCORE	RES	RECORD	PTS	#	DATE	H/R	OPPONENT	SCORE	RES	RECORD	PTS
1	OCT. 5	@	Hartford	1-0	L	0-1-0	0	42	JAN. 9		DETROIT	5-4	L	18-20-4	40
2	OCT. 7	@	Boston	5-2	W	1-1-0	2	43	JAN. 10	@	Dallas	4-3	W	19-20-4	42
3	OCT. 10		SAN JOSE	4-1	W	2-1-0	4	44	JAN. 12		BUFFALO	3-2	L	19-21-4	42
4	OCT. 12		ANAHEIM	4-2	W	3-1-0	6	45	JAN. 13	@	San Jose	5-4	L	19-22-4	42
5	OCT. 14		EDMONTON	6-3	L	3-2-0	6	46	JAN. 15		ST. LOUIS	4-1	L	19-23-4	42
6	OCT. 18		PHILADELPHIA	3-1	L	3-3-0	6	47	JAN. 23		ANAHEIM	6-3	W	20-23-4	44
7	OCT. 20		FLORIDA	1-1	T	3-3-1	7	48	JAN. 25		VANCOUVER	4-0	W	21-23-4	46
8	OCT. 22		ST. LOUIS	2-1	L	3-4-1	7	49	JAN. 28	@	Philadelphia	4-1	L	21-24-4	46
9	OCT. 26	@	Toronto	5-2	L	3-5-1	7	50	JAN. 29	@	Detroit	3-0	W	22-24-4	48
10	OCT. 28	@	Montreal	5-4	W	4-5-1	9	51	FEB. 1	@	Pittsburgh	4-1	L	22-25-4	48
11	OCT. 30	@	Edmonton	4-1	L	4-6-1	9	52	FEB. 4		TAMPA BAY	2-0	L	22-26-4	48
12	NOV. 1	@	Calgary	3-2	W	5-6-1	11	53	FEB. 6		CHICAGO	3-2	W	23-26-4	50
13	NOV. 3		MONTREAL	4-4	T	5-6-2	12	54	FEB. 8		DALLAS	5-4	L	23-27-4	50
14	NOV. 6		DALLAS	3-2	L	5-7-2	12	55	FEB. 10	@	St. Louis	4-2	W	24-27-4	52
15	NOV. 8		COLORADO	4-1	L	5-8-2	12	56	FEB. 12	@	Dallas	5-0	W	25-27-4	54
16	NOV. 14		HARTFORD	2-1	L	5-9-2	12	57	FEB. 13		COLORADO	3-2	L	25-28-4	54
17	NOV. 16		TORONTO	3-2	W	6-9-2	14	58	FEB. 15		BOSTON	5-4	W	26-28-4	56
18	NOV. 18		DETROIT	2-2	T	6-9-3	15	59	FEB. 18		LOS ANGELES	6-1	W	27-28-4	58
19	NOV. 20	@	Colorado	6-0	L	6-10-3	15	60	FEB. 22	@	Anaheim	4-2	L	27-29-4	58
20	NOV. 21	@	St. Louis	4-3	L	6-11-3	15	61	FEB. 24		DETROIT	5-3	L	27-30-4	58
21	NOV. 23		NY ISLANDERS	3-3	T	6-11-4	16	62	FEB. 26	@	Calgary	5-2	W	28-30-4	60
22	NOV. 26		NY RANGERS	3-1	L	6-12-4	16	63	FEB. 27	@	Vancouver	6-2	L	28-31-4	60
23	NOV. 28		NEW JERSEY	4-3	W	7-12-4	18	64	MAR. 2		CHICAGO	4-0	L	28-32-4	60
24	NOV. 30		CALGARY	3-1	W	8-12-4	20	65	MAR. 5	@	Florida	3-0	W	29-32-4	62
25	DEC. 3		LOS ANGELES	4-1	L	8-13-4	20	66	MAR. 6	@	Tampa Bay	5-0	W	30-32-4	64
26	DEC. 5	@	St. Louis	3-0	W	9-13-4	22	67	MAR. 8	@	Chicago	2-0	W	31-32-4	66
27	DEC. 7	@	New Jersey	4-3	W	10-13-4	24	68	MAR. 10		OTTAWA	4-1	L	31-33-4	66
28	DEC. 9	@	NY Rangers	5-2	L	10-14-4	24	69	MAR. 12		PITTSBURGH	5-5	T	31-33-5	67
29	DEC. 10	@	NY Islanders	8-2	L	10-15-4	24	70	MAR. 14	@	San Jose	4-1	W	32-33-5	69
30	DEC. 13	@	Ottawa	4-2	W	11-15-4	26	71	MAR. 17		ST. LOUIS	3-2	W	33-33-5	71
31	DEC. 14	@	Toronto	5-3	W	12-15-4	28	72	MAR. 19	@	Dallas	7-2	L	33-34-5	71
32	DEC. 17		WASHINGTON	4-3	W	13-15-4	30	73	MAR. 20	@	Chicago	4-2	W	34-34-5	73
33	DEC. 20		TORONTO	5-2	W	14-15-4	32	74	MAR. 22	@	Toronto	3-0	W	35-34-5	75
34	DEC. 22		CALGARY	7-2	L	14-16-4	32	75	MAR. 27		TORONTO	1-1	T	35-34-6	76
35	DEC. 23	@	Anaheim	2-1	W	15-16-4	34	76	MAR. 29		EDMONTON	3-1	L	35-35-6	76
36	DEC. 26	@	Los Angeles	5-2	L	15-17-4	34	77	APR. 1		SAN JOSE	7-1	W	36-35-6	78
37	DEC. 27		VANCOUVER	7-4	W	16-17-4	36	78	APR. 3	@	Los Angeles	5-4	W	37-35-6	80
38	DEC. 30	@	Detroit	5-3	W	17-17-4	38	79	APR. 6	@	Colorado	2-1	L	37-36-6	80
39	JAN. 2	@	Chicago	4-2	W	18-17-4	40	80	APR. 7		DALLAS	2-2	T	37-36-7	81
40	JAN. 3	@	Washington	3-0	L	18-18-4	40	81	APR. 9	@	Vancouver	6-4	L	37-37-7	81
41	JAN. 5	@	Buffalo	5-1	L	18-19-4	40	82	APR. 11	@	Edmonton	6-2	W	38-37-7	83

35-35-12 (82 points), 4th Central Division

PLAYER	GP	G	A	PTS	PIM	PLAYER	GP	G	A	PTS	PIM
Keith Tkachuk	69	40	26	66	147	Norm Maciver	41	2	6	8	38
Jeremy Roenick	79	24	32	56	103	Jim McKenzie	64	3	4	7	146
Cliff Ronning	80	11	44	55	36	*Keith Carney	20	1	6	7	18
Craig Janney	68	10	43	53	12	Michel Petit	32	4	2	6	77
Teppo Numminen	82	11	40	51	30	Jocelyn Lemieux	30	3	3	6	27
Rick Tocchet	68	26	19	45	157	Murray Baron	45	1	5	6	106
Dallas Drake	60	11	29	40	71	Jim Johnson	16	2	1	3	18
Mike Gartner	60	12	15	27	24	*Mark Janssens	7	1	2	3	4
Bob Corkum	76	12	9	21	28	Nikolai Khabibulin	70	0	2	2	22
Oleg Tverdovsky	46	7	12	19	12	Daniel Briere	5	1	0	1	2
Gerald Diduck	78	8	10	18	118	Jason Doig	4	0	1	1	12
Brad Isbister	66	9	8	17	102	Sean Gagnon	5	0	1	1	14
John Slaney	55	3	14	17	24	#Chad Kilger	10	0	1	1	4
Darrin Shannon	58	2	12	14	26	Jeff Christian	1	0	0	0	0
Juha Ylonen	55	1	11	12	10	Brad Tiley	1	0	0	0	0
Shane Doan	33	5	6	11	35	Scott Levins	2	0	0	0	5
Deron Quint	32	4	7	11	16	Scott Langkow	3	0	0	0	0
#Jayson More	41	5	5	10	53	Jimmy Waite	17	0	0	0	2
Mike Stapleton	64	5	5	10	36	*Jim Cummins	20	0	0	0	47

GOALTENDER	GP	MIN	GAA	W-L-T	SO	GA	SA	SV%
Jimmy Waite	17	793	2.12	5-6-1	1	28	322	.913
Nikolai Khabibulin	70	4026	2.74	30-28-10	4	184	1835	.900
Scott Langkow	3	137	4.38	0-1-1	0	10	60	.833

* - Acquired during season # - Relocated during season

#	DATE	H/R	OPPONENT	SCORE	RES	RECORD	PTS	#	DATE	H/R	OPPONENT	SCORE	RES	RECORD	PTS
1	OCT. 1		CHICAGO	6-2	W	1-0-0	2	42	JAN. 3		NY ISLANDERS	2-1	W	19-16-7	45
2	OCT. 3	@	St. Louis	7-2	L	1-1-0	2	43	JAN. 6	@	Detroit	2-0	L	19-17-7	45
3	OCT. 5	@	Philadelphia	2-1	W	2-1-0	4	44	JAN. 8	@	Boston	5-2	L	19-18-7	45
4	OCT. 8		BOSTON	3-2	L	2-2-0	4	45	JAN. 9	@	Chicago	4-2	W	20-18-7	47
5	OCT. 11	@	Colorado	3-3	T	2-2-1	5	46	JAN. 11		OTTAWA	4-4	T	20-18-8	48
6	OCT. 13		CHICAGO	2-1	W	3-2-1	7	47	JAN. 14		FLORIDA	3-2	W	21-18-8	50
7	OCT. 19		SAN JOSE	5-3	W	4-2-1	9	48	JAN. 20	@	Edmonton	6-2	L	21-19-8	50
8	OCT. 21		ANAHEIM	4-3	L	4-3-1	9	49	JAN. 21	@	Vancouver	6-1	W	22-19-8	52
9	OCT. 23		WASHINGTON	3-3	T	4-3-2	10	50	JAN. 24		EDMONTON	5-2	L	22-20-8	52
10	OCT. 26		BUFFALO	6-1	W	5-3-2	12	51	JAN. 26		VANCOUVER	4-2	W	23-20-8	54
11	OCT. 29	@	Edmonton	3-2	L	5-4-2	12	52	JAN. 28	@	Detroit	4-4	T	23-20-9	55
12	OCT. 30	@	Calgary	4-2	L	5-5-2	12	53	JAN. 30	@	Buffalo	3-3	T	23-20-10	56
13	NOV. 2		CALGARY	3-1	W	6-5-2	14	54	JAN. 31	@	Toronto	5-2	W	24-20-10	58
14	NOV. 5	@	Montreal	4-2	L	6-6-2	14	55	FEB. 3		CHICAGO	4-2	L	24-21-10	58
15	NOV. 6	@	Ottawa	4-1	L	6-7-2	14	56	FEB. 5		PHILADELPHIA	6-2	L	24-22-10	58
16	NOV. 8	@	Toronto	3-0	W	7-7-2	16	57	FEB. 7		NY RANGERS	1-1	T	24-22-11	59
17	NOV. 11		TAMPA BAY	5-2	W	8-7-2	18	58	FEB. 25		COLORADO	4-2	L	24-23-11	59
18	NOV. 13		MONTREAL	5-2	L	8-8-2	18	59	FEB. 26	@	Colorado	3-0	L	24-24-11	59
19	NOV. 15	@	San Jose	3-2	W	9-8-2	20	60	FEB. 28	@	Dallas	4-0	L	24-25-11	59
20	NOV. 17		EDMONTON	6-3	W	10-8-2	22	61	MAR. 2		DETROIT	3-1	L	24-26-11	59
21	NOV. 20	@	Vancouver	4-2	L	10-9-2	22	62	MAR. 6		CAROLINA	5-4	L	24-27-11	59
22	NOV. 22		TORONTO	2-0	W	11-9-2	24	63	MAR. 8	@	Dallas	1-1	T	24-27-12	60
23	NOV. 25		ST. LOUIS	3-2	W	12-9-2	26	64	MAR. 10		LOS ANGELES	4-3	L	24-28-12	60
24	NOV. 27		DALLAS	4-1	L	12-10-2	26	65	MAR. 12		DALLAS	5-4	W	25-28-12	62
25	NOV. 29	@	Dallas	5-2	L	12-11-2	26	66	MAR. 14	@	St. Louis	2-0	W	26-28-12	64
26	DEC. 1	@	Florida	3-2	W	13-11-2	28	67	MAR. 16	@	Washington	2-1	L	26-29-12	64
27	DEC. 3	@	Tampa Bay	2-1	L	13-12-2	28	68	MAR. 19		COLORADO	4-3	L	26-30-12	64
28	DEC. 5	@	Carolina	2-2	T	13-12-3	29	69	MAR. 21	@	Los Angeles	3-2	L	26-31-12	64
29	DEC. 6	@	NY Islanders	4-0	L	13-13-3	29	70	MAR. 22		SAN JOSE	3-1	W	27-31-12	66
30	DEC. 8	@	NY Rangers	3-1	L	13-14-3	29	71	MAR. 24		TORONTO	4-2	W	28-31-12	68
31	DEC. 10	@	Chicago	3-3	T	13-14-4	30	72	MAR. 28		NEW JERSEY	3-0	L	28-32-12	68
32	DEC. 12		PITTSBURGH	2-2	T	13-14-5	31	73	APR. 1	@	Anaheim	5-1	W	29-32-12	70
33	DEC. 14		DETROIT	3-3	T	13-14-6	32	74	APR. 3		ANAHEIM	6-3	W	30-32-12	72
34	DEC. 17		VANCOUVER	5-1	L	13-15-6	32	75	APR. 5	@	New Jersey	3-2	L	30-33-12	72
35	DEC. 19	@	Anaheim	6-2	W	14-15-6	34	76	APR. 7	@	Pittsburgh	2-1	W	31-33-12	74
36	DEC. 20		TORONTO	3-2	L	14-16-6	34	77	APR. 9	@	Detroit	5-1	L	31-34-12	74
37	DEC. 23		CALGARY	2-2	T	14-16-7	35	78	APR. 11	@	St. Louis	4-3	W	32-34-12	76
38	DEC. 26	@	San Jose	4-0	W	15-16-7	37	79	APR. 12	@	Chicago	2-1	W	33-34-12	78
39	DEC. 27	@	Los Angeles	4-2	W	16-16-7	39	80	APR. 14		DETROIT	2-1	W	34-34-12	80
40	DEC. 29	@	Calgary	5-3	W	17-16-7	41	81	APR. 16		DALLAS	3-2	W	35-34-12	82
41	JAN. 1		LOS ANGELES	4-0	W	18-16-7	43	82	APR. 18		ST. LOUIS	5-4	L	35-35-12	82

39-31-12 (90 points), 2nd Pacific Division

PLAYER	GP	G	A	PTS	PIM	PLAYER	GP	G	A	PTS	PIM
Jeremy Roenick	78	24	48	72	130	Trevor Letowski	14	2	2	4	2
Keith Tkachuk	68	36	32	68	151	Tavis Hansen	20	2	1	3	12
Rick Tocchet	81	26	30	56	147	Rob Murray	13	1	2	3	4
Greg Adams	75	19	24	43	26	*Stephen Leach	22	1	1	2	37
Teppo Numminen	82	10	30	40	30	Gerald Diduck	44	0	2	2	72
Dallas Drake	53	9	22	31	65	#Jason Doig	9	0	1	1	10
Jyrki Lumme	60	7	21	28	34	*Jamie Huscroft	11	0	1	1	27
Oleg Tverdovsky	82	7	18	25	32	*Stan Neckar	11	0	1	1	10
Juha Ylonen	59	6	17	23	20	Andrei Vasilyev	1	0	0	0	0
Daniel Briere	64	8	14	22	30	#J.F. Jomphe	1	0	0	0	2
Shane Doan	79	6	16	22	54	Scott Langkow	1	0	0	0	0
Bob Corkum	77	9	10	19	17	Joe Dziedzic	2	0	0	0	0
Mike Stapleton	76	9	9	18	34	Sean Gagnon	2	0	0	0	7
Keith Carney	82	2	14	16	62	Robert Esche	3	0	0	0	0
*Robert Reichel	13	7	6	13	4	*Mikhail Shtalenkov	4	0	0	0	0
Deron Quint	60	5	8	13	20	*Brian Noonan	7	0	0	0	0
#Brad Isbister	32	4	4	8	46	Brad Tiley	8	0	0	0	0
Jim Cummins	55	1	7	8	190	#Bryan Helmer	11	0	0	0	23
#Cliff Ronning	7	2	5	7	2	Louie DeBrusk	15	0	0	0	34
*J.J. Daigneault	35	0	7	7	32	Jimmy Waite	16	0	0	0	2
Mike Sullivan	63	2	4	6	24	Nikolai Khabibulin	63	0	0	0	8

GOALTENDER	GP	MIN	GAA	W-L-T	SO	GA	SA	SV%
Nikolai Khabibulin	63	3657	2.13	32-23-7	8	130	1681	.923
*Mikhail Shtalenkov	4	243	2.22	1-2-1	0	9	104	.913
Jimmy Waite	16	898	2.74	6-5-4	1	41	390	.895
Robert Esche	3	130	3.23	0-1-0	0	7	50	.860
Scott Langkow	1	35	5.14	0-0-0	0	3	17	.824

* - Acquired during season # - Relocated during season

#	DATE	H/R	OPPONENT	SCORE	RES	RECORD	PTS	#	DATE	H/R	OPPONENT	SCORE	RES	RECORD	PTS
1	OCT. 11		OTTAWA	4-1	L	0-1-0	0	42	JAN. 21		ANAHEIM	3-3	T	24-11-7	55
2	OCT. 15		COLORADO	5-2	W	1-1-0	2	43	JAN. 26	@	Buffalo	1-1	T	24-11-8	56
3	OCT. 19		BOSTON	3-1	W	2-1-0	4	44	JAN. 28	@	Philadelphia	4-2	L	24-12-8	56
4	OCT. 22	@	Dallas	2-1	L	2-2-0	4	45	JAN. 29	@	NY Islanders	4-4	T	24-12-9	57
5	OCT. 25	@	Anaheim	2-2	T	2-2-1	5	46	JAN. 31	@	Nashville	5-1	W	25-12-9	59
6	OCT. 26	@	Colorado	5-1	W	3-2-1	7	47	FEB. 2		CALGARY	2-2	T	25-12-10	60
7	OCT. 28	@	San Jose	4-2	W	4-2-1	9	48	FEB. 4		SAN JOSE	3-1	W	26-12-10	62
8	NOV. 1	@	Los Angeles	3-0	W	5-2-1	11	49	FEB. 6		CHICAGO	3-0	W	27-12-10	64
9	NOV. 6		DETROIT	3-1	W	6-2-1	13	50	FEB. 8		SAN JOSE	3-0	L	27-13-10	64
10	NOV. 10		COLORADO	1-1	T	6-2-2	14	51	FEB. 10		LOS ANGELES	3-0	W	28-13-10	66
11	NOV. 11	@	Dallas	2-0	W	7-2-2	16	52	FEB. 13	@	Colorado	4-1	W	29-13-10	68
12	NOV. 14		TAMPA BAY	4-1	W	8-2-2	18	53	FEB. 14		ANAHEIM	5-1	L	29-14-10	68
13	NOV. 18		VANCOUVER	4-2	W	9-2-2	20	54	FEB. 16		PHILADELPHIA	4-1	L	29-15-10	68
14	NOV. 20	@	San Jose	2-1	W	10-2-2	22	55	FEB. 19	@	Tampa Bay	4-2	L	29-16-10	68
15	NOV. 21		EDMONTON	3-2	W	11-2-2	24	56	FEB. 20	@	Florida	7-1	L	29-17-10	68
16	NOV. 24		CHICAGO	3-2	W	12-2-2	26	57	FEB. 22	@	Pittsburgh	4-1	L	29-18-10	68
17	NOV. 26		NEW JERSEY	3-2	W	13-2-2	28	58	FEB. 24	@	Washington	2-1	W	30-18-10	70
18	NOV. 28	@	Los Angeles	4-0	W	14-2-2	30	59	FEB. 26	@	NY Rangers	3-0	L	30-19-10	70
19	DEC. 2	@	Edmonton	4-3	L	14-3-2	30	60	FEB. 28	@	New Jersey	4-1	L	30-20-10	70
20	DEC. 5	@	Calgary	3-2	W	15-3-2	32	61	MAR. 2	@	Boston	3-2	L	30-21-10	70
21	DEC. 6	@	Vancouver	3-3	T	15-3-3	33	62	MAR. 5		DETROIT	7-2	L	30-22-10	70
22	DEC. 9		MONTREAL	4-2	W	16-3-3	35	63	MAR. 7		NASHVILLE	4-3	W	31-22-10	72
23	DEC. 12	@	Ottawa	2-0	W	17-3-3	37	64	MAR. 9	@	San Jose	4-2	L	31-23-10	72
24	DEC. 14	@	Montreal	2-2	T	17-3-4	38	65	MAR. 11		VANCOUVER	3-0	L	31-24-10	72
25	DEC. 16	@	Tampa Bay	5-2	L	17-4-4	38	66	MAR. 13		ANAHEIM	1-0	W	32-24-10	74
26	DEC. 17	@	St. Louis	3-2	L	17-5-4	38	67	MAR. 15		CAROLINA	5-5	T	32-24-11	75
27	DEC. 20		NY ISLANDERS	4-2	W	18-5-4	40	68	MAR. 17	@	Detroit	4-3	W	33-24-11	77
28	DEC. 22	@	Detroit	6-2	W	19-5-4	42	69	MAR. 18	@	St. Louis	2-2	T	33-24-12	78
29	DEC. 23	@	Chicago	4-3	L	19-6-4	42	70	MAR. 21		LOS ANGELES	4-1	W	34-24-12	80
30	DEC. 26	@	Los Angeles	2-1	W	20-6-4	44	71	MAR. 23		DALLAS	3-2	L	34-25-12	80
31	DEC. 28		LOS ANGELES	4-2	L	20-7-4	44	72	MAR. 25		WASHINGTON	4-2	W	35-25-12	82
32	DEC. 30		NY RANGERS	3-1	W	21-7-4	46	73	MAR. 27		CALGARY	2-1	W	36-25-12	84
33	JAN. 1		DALLAS	2-1	L	21-8-4	46	74	MAR. 29	@	Vancouver	1-0	L	36-26-12	84
34	JAN. 5		FLORIDA	2-2	T	21-8-5	47	75	MAR. 30	@	Edmonton	7-4	W	37-26-12	86
35	JAN. 7		EDMONTON	7-1	L	21-9-5	47	76	APR. 1	@	Calgary	4-1	W	38-26-12	88
36	JAN. 8	@	Anaheim	4-1	L	21-10-5	47	77	APR. 6		SAN JOSE	1-0	L	38-27-12	88
37	JAN. 11		BUFFALO	1-0	W	22-10-5	49	78	APR. 9		NASHVILLE	4-3	L	38-28-12	88
38	JAN. 13		PITTSBURGH	5-3	W	23-10-5	51	79	APR. 11	@	Anaheim	3-0	L	38-29-12	88
39	JAN. 15	@	Nashville	2-0	L	23-11-5	51	80	APR. 14	@	Dallas	4-2	L	38-30-12	88
40	JAN. 17	@	Chicago	1-1	T	23-11-6	52	81	APR. 15		ST. LOUIS	6-4	L	38-31-12	88
41	JAN. 19		ST. LOUIS	4-2	W	24-11-6	54	82	APR. 17		DALLAS	2-0	W	39-31-12	90

39-31-8-4 (90 points), 3rd Pacific Division

PLAYER	GP	G	A	PTS	PIM	PLAYER	GP	G	A	PTS	PIM
Jeremy Roenick	75	34	44	78	102	*Lyle Odelein	16	1	7	8	19
Shane Doan	81	26	25	51	66	Louie DeBrusk	61	4	3	7	78
Travis Green	78	25	21	46	45	#Todd Gill	41	1	6	7	30
Greg Adams	69	19	27	46	14	J.J. Daigneault	53	1	6	7	22
Dallas Drake	79	15	30	45	62	*Mikael Renberg	10	2	4	6	2
Keith Tkachuk	50	22	21	43	82	Radoslav Suchy	60	0	6	6	16
Teppo Numminen	79	8	34	42	16	#Mikhail Shtalenkov	15	0	3	3	2
Jyrki Lumme	74	8	32	40	44	Daniel Briere	13	1	1	2	0
Trevor Letowski	82	19	20	39	20	David Oliver	9	1	0	1	2
#Rick Tocchet	64	12	17	29	67	Jean-Guy Trudel	1	0	0	0	0
Juha Ylonen	76	6	23	29	12	Wyatt Smith	2	0	0	0	0
Mika Alatalo	82	10	17	27	36	Kevin Sawyer	3	0	0	0	12
Keith Carney	82	4	20	24	87	Tavis Hansen	5	0	0	0	0
Mike Sullivan	79	5	10	15	10	Robert Esche	8	0	0	0	4
Benoit Hogue	27	3	10	13	10	*Chris Joseph	9	0	0	0	0
#Deron Quint	50	3	7	10	22	Bob Essensa	30	0	0	0	0
Stan Neckar	66	2	8	10	36	*Sean Burke	35	0	0	0	10

GOALTENDER	GP	MIN	GAA	W-L-T	SO	GA	SA	SV%
#Mikhail Shtalenkov	15	904	2.39	7-6-2	2	36	370	.903
*Sean Burke	35	2074	2.55	17-14-3	3	88	1022	.914
Bob Essensa	30	1573	2.78	13-10-3	1	73	719	.898
Robert Esche	8	408	3.38	2-5-0	0	23	215	.893

* - Acquired during season # - Relocated during season

#	DATE	H/R	OPPONENT	SCORE	RES	RECORD	PTS	#	DATE	H/R	OPPONENT	SCORE	RES	RECORD	PTS
1	OCT. 2	@	St. Louis	2-1	W	1-0-0-0	2	42	JAN. 10	@	NY Islanders	2-2	T	22-15-5-0	49
2	OCT. 5		ANAHEIM	4-0	W	2-0-0-0	4	43	JAN. 12		PITTSBURGH	3-1	W	23-15-5-0	51
3	OCT. 8	@	Chicago	3-3	T	2-0-1-0	5	44	JAN. 15		ANAHEIM	4-2	W	24-15-5-0	53
4	OCT. 10	@	NY Rangers	4-2	L	2-1-1-0	5	45	JAN. 17	@	Colorado	2-0	L	24-16-5-0	53
5	OCT. 11	@	Buffalo	2-2	T	2-1-2-0	6	46	JAN. 18	@	Nashville	4-4	T	24-16-6-0	54
6	OCT. 14		OTTAWA	4-3	W	3-1-2-0	8	47	JAN. 20		BUFFALO	2-1	W	25-16-6-0	56
7	OCT. 16		BOSTON	2-1	W	4-1-2-0	10	48	JAN. 23		SAN JOSE	3-2	W	26-16-6-0	58
8	OCT. 22	@	Los Angeles	6-3	W	5-1-2-0	12	49	JAN. 27	@	Carolina	4-2	W	27-16-6-0	60
9	OCT. 23		WASHINGTON	2-2	T	5-1-3-0	13	50	JAN. 28	@	Washington	3-2	OL	27-16-6-1	61
10	OCT. 26	@	Edmonton	3-1	L	5-2-3-0	13	51	JAN. 31		DETROIT	5-3	W	28-16-6-1	63
11	OCT. 28	@	Vancouver	4-1	W	6-2-3-0	15	52	FEB. 1	@	San Jose	1-0	W	29-16-6-1	65
12	OCT. 30	@	Colorado	5-3	W	7-2-3-0	17	53	FEB. 3		DALLAS	2-0	L	29-17-6-1	65
13	OCT. 31	@	Anaheim	3-0	W	8-2-3-0	19	54	FEB. 9		LOS ANGELES	5-2	L	29-18-6-1	65
14	NOV. 3	@	San Jose	6-3	L	8-3-3-0	19	55	FEB. 12		CALGARY	4-3	W	30-18-6-1	67
15	NOV. 5		DALLAS	6-4	L	8-4-3-0	19	56	FEB. 14		DETROIT	3-1	L	30-19-6-1	67
16	NOV. 10		EDMONTON	5-4	W	9-4-3-0	21	57	FEB. 18	@	Dallas	4-3	W	31-19-6-1	69
17	NOV. 12		VANCOUVER	3-2	L	9-5-3-0	21	58	FEB. 20		ATLANTA	4-2	W	32-19-6-1	71
18	NOV. 14		LOS ANGELES	3-2	L	9-6-3-0	21	59	FEB. 22	@	Montreal	1-0	L	32-20-6-1	71
19	NOV. 16		CALGARY	2-1	W	10-6-3-0	23	60	FEB. 23	@	Toronto	5-3	L	32-21-6-1	71
20	NOV. 18	@	Los Angeles	3-2	W	11-6-3-0	25	61	FEB. 25	@	Calgary	3-3	T	32-21-7-1	72
21	NOV. 20		CHICAGO	3-1	W	12-6-3-0	27	62	FEB. 27	@	Vancouver	2-1	L	32-22-7-1	72
22	NOV. 25		NEW JERSEY	4-2	W	13-6-3-0	29	63	MAR. 1		CAROLINA	7-5	W	33-22-7-1	74
23	NOV. 26		COLORADO	7-0	W	14-6-3-0	31	64	MAR. 3		DALLAS	4-1	L	33-23-7-1	74
24	NOV. 28	@	Detroit	4-3	W	15-6-3-0	33	65	MAR. 5	@	Chicago	7-3	L	33-24-7-1	74
25	NOV. 30	@	Nashville	6-3	W	16-6-3-0	35	66	MAR. 7	@	St. Louis	4-0	L	33-25-7-1	74
26	DEC. 2		TAMPA BAY	3-1	W	17-6-3-0	37	67	MAR. 9		NY ISLANDERS	5-0	W	34-25-7-1	76
27	DEC. 4		ANAHEIM	2-1	L	17-7-3-0	37	68	MAR. 11		VANCOUVER	5-0	W	35-25-7-1	78
28	DEC. 6	@	Dallas	3-2	W	18-7-3-0	39	69	MAR. 13		PHILADELPHIA	4-1	L	35-26-7-1	78
29	DEC. 8		FLORIDA	6-1	L	18-8-3-0	39	70	MAR. 15		ST. LOUIS	5-3	L	35-27-7-1	78
30	DEC. 11	@	Pittsburgh	4-2	L	18-9-3-0	39	71	MAR. 17		NASHVILLE	4-3	OL	35-27-7-2	79
31	DEC. 13	@	Boston	2-0	L	18-10-3-0	39	72	MAR. 21		CHICAGO	3-0	L	35-28-7-2	79
32	DEC. 16	@	Philadelphia	5-3	L	18-11-3-0	39	73	MAR. 23		COLORADO	4-2	L	35-29-7-2	79
33	DEC. 19		SAN JOSE	4-3	W	19-11-3-0	41	74	MAR. 24	@	San Jose	5-1	L	35-30-7-2	79
34	DEC. 21		ST. LOUIS	6-0	L	19-12-3-0	41	75	MAR. 26	@	Anaheim	4-3	OL	35-30-7-3	80
35	DEC. 22	@	Anaheim	8-2	W	20-12-3-0	43	76	MAR. 29	@	Atlanta	3-2	W	36-30-7-3	82
36	DEC. 26	@	Los Angeles	3-2	W	21-12-3-0	45	77	MAR. 31	@	Calgary	3-1	W	37-30-7-3	84
37	DEC. 28		NY RANGERS	2-2	T	21-12-4-0	46	78	APR. 1	@	Edmonton	4-3	OL	37-30-7-4	85
38	JAN. 1		EDMONTON	5-4	L	21-13-4-0	46	79	APR. 3		LOS ANGELES	2-1	W	38-30-7-4	87
39	JAN. 4	@	Detroit	5-2	W	22-13-4-0	48	80	APR. 5		NASHVILLE	3-2	W	39-30-7-4	89
40	JAN. 6	@	Ottawa	5-2	L	22-14-4-0	48	81	APR. 7		SAN JOSE	3-1	L	39-31-7-4	89
41	JAN. 8	@	New Jersey	4-3	L	22-15-4-0	48	82	APR. 9	@	Dallas	2-2	T	39-31-8-4	90

*Records for '99-00 are "adjusted" to reflect overtime losses instead of regulation ties.

35-27-17-3 (90 points), 4th Pacific Division

PLAYER	GP	G	A	PTS	PIM	PLAYER	GP	G	A	PTS	PIM
Jeremy Roenick	80	30	46	76	114	Radoslav Suchy	72	0	10	10	22
#Keith Tkachuk	64	29	42	71	108	Mike Sullivan	72	5	4	9	16
Shane Doan	76	26	37	63	89	*Michal Handzus	10	4	4	8	21
Joé Juneau	69	10	23	33	28	*Mike Johnson	12	2	3	5	4
Landon Wilson	70	18	13	31	92	#Stan Neckar	53	2	2	4	63
Teppo Numminen	72	5	26	31	36	*Paul Mara	16	0	4	4	14
Travis Green	69	13	15	28	63	Joel Bouchard	32	1	2	3	22
Claude Lemieux	46	10	16	26	58	Robert Esche	25	0	3	3	2
Brad May	62	11	14	25	107	#Chris Joseph	24	1	1	2	16
Jyrki Lumme	58	4	21	25	44	*Ladislav Nagy	6	0	1	1	2
Juha Ylonen	69	9	14	23	38	*Todd Simpson	13	0	1	1	12
Trevor Letowski	77	7	15	22	32	Sean Burke	62	0	1	1	16
Mika Alatalo	70	7	12	19	22	Brad Ralph	1	0	0	0	0
Ossi Vaananen	81	4	12	16	90	David Cullen	2	0	0	0	0
Keith Carney	82	2	14	16	86	Tavis Hansen	7	0	0	0	4
Daniel Briere	30	11	4	15	12	Louie DeBrusk	39	0	0	0	79
Wyatt Smith	42	3	7	10	13						

GOALTENDER	GP	MIN	GAA	W-L-T	SO	GA	SA	SV%
Sean Burke	62	3644	2.27	25-22-13	4	138	1766	.922
Robert Esche	25	1350	3.02	10-8-4	2	68	657	.896

* - Acquired during season # - Relocated during season

#	DATE	H/R	OPPONENT	SCORE	RES	RECORD	PTS	#	DATE	H/R	OPPONENT	SCORE	RES	RECORD	PTS
1	OCT. 5		ST. LOUIS	4-1	W	1-0-0-0	2	42	JAN. 12	@	Toronto	3-2	L	18-12-11-1	48
2	OCT. 7		MINNESOTA	4-1	W	2-0-0-0	4	43	JAN. 13	@	Montreal	5-2	L	18-13-11-1	48
3	OCT. 12	@	San Jose	2-1	L	2-1-0-0	4	44	JAN. 15		ST. LOUIS	3-1	W	19-13-11-1	50
4	OCT. 14		PHILADELPHIA	6-3	W	3-1-0-0	6	45	JAN. 17		PITTSBURGH	5-4	W	20-13-11-1	52
5	OCT. 15	@	Los Angeles	6-5	W	4-1-0-0	8	46	JAN. 19	@	Anaheim	4-3	W	21-13-11-1	54
6	OCT. 18		FLORIDA	2-1	W	5-1-0-0	10	47	JAN. 21		DALLAS	5-2	W	22-13-11-1	56
7	OCT. 21	@	Vancouver	3-2	W	6-1-0-0	12	48	JAN. 23	@	Calgary	4-2	W	23-13-11-1	58
8	OCT. 22	@	Edmonton	3-3	T	6-1-1-0	13	49	JAN. 24	@	Vancouver	6-2	L	23-14-11-1	58
9	OCT. 24	@	Calgary	2-2	T	6-1-2-0	14	50	JAN. 26	@	Edmonton	1-1	T	23-14-12-1	59
10	OCT. 27	@	Dallas	4-2	W	7-1-2-0	16	51	JAN. 29		NASHVILLE	5-2	L	23-15-12-1	59
11	OCT. 28		LOS ANGELES	3-1	W	8-1-2-0	18	52	FEB. 1		ANAHEIM	4-2	L	23-16-12-1	59
12	OCT. 30	@	Colorado	4-0	W	9-1-2-0	20	53	FEB. 7		CAROLINA	2-1	OL	23-16-12-2	60
13	NOV. 1	@	Anaheim	1-1	T	9-1-3-0	21	54	FEB. 9		EDMONTON	2-0	W	24-16-12-2	62
14	NOV. 3		DALLAS	2-2	T	9-1-4-0	22	55	FEB. 11		CHICAGO	3-2	W	25-16-12-2	64
15	NOV. 7	@	Los Angeles	3-3	T	9-1-5-0	23	56	FEB. 13	@	Tampa Bay	5-2	W	26-16-12-2	66
16	NOV. 8		DETROIT	4-2	L	9-2-5-0	23	57	FEB. 14	@	Florida	4-3	L	26-17-12-2	66
17	NOV. 11	@	Columbus	2-1	L	9-3-5-0	23	58	FEB. 16	@	Carolina	2-0	W	27-17-12-2	68
18	NOV. 12	@	NY Rangers	2-0	W	10-3-5-0	25	59	FEB. 18		CALGARY	4-1	L	27-18-12-2	68
19	NOV. 14	@	Washington	2-2	T	10-3-6-0	26	60	FEB. 21		COLUMBUS	3-2	W	28-18-12-2	70
20	NOV. 16		COLORADO	6-3	W	11-3-6-0	28	61	FEB. 23	@	Buffalo	7-3	W	29-18-12-2	72
21	NOV. 18		ANAHEIM	6-2	L	11-4-6-0	28	62	FEB. 25	@	Detroit	6-3	L	29-19-12-2	72
22	NOV. 21		CHICAGO	4-1	L	11-5-6-0	28	63	FEB. 27	@	Boston	7-4	L	29-20-12-2	72
23	NOV. 25	@	St. Louis	5-1	L	11-6-6-0	28	64	FEB. 28	@	Columbus	5-2	L	29-21-12-2	72
24	NOV. 26	@	Philadelphia	2-1	W	12-6-6-0	30	65	MAR. 2		DETROIT	2-2	T	29-21-13-2	73
25	NOV. 29	@	Colorado	2-1	L	12-7-6-0	30	66	MAR. 4		COLORADO	5-0	L	29-22-13-2	73
26	NOV. 30		MINNESOTA	2-0	W	13-7-6-0	32	67	MAR. 6		NASHVILLE	5-1	W	30-22-13-2	75
27	DEC. 2		DALLAS	5-2	L	13-8-6-0	32	68	MAR. 8		VANCOUVER	3-2	W	31-22-13-2	77
28	DEC. 6		VANCOUVER	1-1	T	13-8-7-0	33	69	MAR. 10		MONTREAL	3-3	T	31-22-14-2	78
29	DEC. 10		COLUMBUS	1-1	T	13-8-8-0	34	70	MAR. 14		NEW JERSEY	3-2	L	31-23-14-2	78
30	DEC. 14		TAMPA BAY	3-2	W	14-8-8-0	36	71	MAR. 16	@	Dallas	1-1	T	31-23-15-2	79
31	DEC. 16		SAN JOSE	2-1	OL	14-8-8-1	37	72	MAR. 17	@	Nashville	4-1	L	31-24-15-2	79
32	DEC. 20		CALGARY	4-2	W	15-8-8-1	39	73	MAR. 19	@	Los Angeles	6-2	L	31-25-15-2	79
33	DEC. 22		ATLANTA	5-1	W	16-8-8-1	41	74	MAR. 21		OTTAWA	5-2	L	31-26-15-2	79
34	DEC. 27	@	Chicago	1-1	T	16-8-9-1	42	75	MAR. 24		EDMONTON	7-4	W	32-26-15-2	81
35	DEC. 29	@	Minnesota	2-2	T	16-8-10-1	43	76	MAR. 25		NY ISLANDERS	2-2	T	32-26-16-2	82
36	DEC. 30	@	St. Louis	2-1	L	16-9-10-1	43	77	MAR. 28	@	Minnesota	2-0	W	33-26-16-2	84
37	JAN. 1		SAN JOSE	3-2	L	16-10-10-1	43	78	MAR. 29	@	Nashville	4-3	OL	33-26-16-3	85
38	JAN. 4		NY RANGERS	3-1	W	17-10-10-1	45	79	MAR. 31		SAN JOSE	3-1	W	34-26-16-3	87
39	JAN. 6	@	NY Islanders	2-1	W	18-10-10-1	47	80	APR. 3		LOS ANGELES	2-2	T	34-26-17-3	88
40	JAN. 9	@	Detroit	2-2	T	18-10-11-1	48	81	APR. 5	@	San Jose	3-0	L	34-27-17-3	88
41	JAN. 10	@	New Jersey	5-1	L	18-11-11-1	48	82	APR. 6	@	Anaheim	5-2	W	35-27-17-3	90

40-27-9-6 (95 points), 2nd Pacific Division

PLAYER	GP	G	A	PTS	PIM	PLAYER	GP	G	A	PTS	PIM
Daymond Langkow	80	27	35	62	36	#Trevor Letowski	33	2	6	8	4
Daniel Briere	78	32	28	60	52	Branko Radivojevic	18	4	2	6	4
Shane Doan	81	20	29	49	61	*Drake Berehowsky	32	1	4	5	42
Teppo Numminen	76	13	35	48	20	Mike Sullivan	42	1	2	3	16
Michal Handzus	79	15	30	45	34	#Todd Warriner	18	0	3	3	8
Ladislav Nagy	74	23	19	42	50	*Denis Pederson	19	1	1	2	20
Claude Lemieux	82	16	25	41	70	Jason Jaspers	4	0	1	1	4
Danny Markov	72	6	30	36	67	Sean Burke	60	0	1	1	14
Mike Johnson	57	5	22	27	28	*Darcy Hordichuk	1	0	0	0	14
Paul Mara	75	7	17	24	58	#Kirill Safronov	1	0	0	0	0
Krystofer Kolanos	57	11	11	22	48	Jean-Guy Trudel	3	0	0	0	2
Brad May	72	10	12	22	95	Patrick DesRochers	5	0	0	0	2
Landon Wilson	47	7	12	19	46	Martin Grenier	5	0	0	0	5
Radoslav Suchy	81	4	13	17	10	*Sebastien Bordeleau	6	0	0	0	2
#Sergei Berezin	41	7	9	16	4	#Tyler Bouck	7	0	0	0	4
Todd Simpson	67	2	13	15	152	Dan Focht	8	0	0	0	11
Ossi Vaananen	76	2	12	14	74	Wyatt Smith	10	0	0	0	0
*Brian Savage	30	6	6	12	8	#David Cullen	14	0	0	0	6
*Andrei Nazarov	30	6	3	9	51	Robert Esche	22	0	0	0	16

GOALTENDER	GP	MIN	GAA	W-L-T	SO	GA	SA	SV%
Sean Burke	60	3587	2.29	33-21-6	5	137	1711	.920
Robert Esche	22	1145	2.72	6-10-2	1	52	533	.902
Patrick DesRochers	5	243	3.70	1-2-1	0	15	99	.848

* - Acquired during season # - Relocated during season

#	DATE	H/R	OPPONENT	SCORE	RES	RECORD	PTS	#	DATE	H/R	OPPONENT	SCORE	RES	RECORD	PTS
1	OCT. 4	@	Los Angeles	2-2	T	0-0-1-0	1	42	JAN. 4	@	San Jose	5-3	L	18-15-6-3	45
2	OCT. 6	@	Edmonton	6-2	L	0-1-1-0	1	43	JAN. 6		TAMPA BAY	3-0	L	18-16-6-3	45
3	OCT. 8	@	Calgary	2-1	W	1-1-1-0	3	44	JAN. 9		SAN JOSE	6-5	L	18-17-6-3	45
4	OCT. 11	@	Chicago	3-0	L	1-2-1-0	3	45	JAN. 15		DETROIT	2-2	T	18-17-7-3	46
5	OCT. 13		WASHINGTON	5-2	W	2-2-1-0	5	46	JAN. 17	@	Colorado	3-2	OL	18-17-7-4	47
6	OCT. 16		BOSTON	1-1	T	2-2-2-0	6	47	JAN. 19		BUFFALO	3-1	L	18-18-7-4	47
7	OCT. 18	@	Dallas	3-1	L	2-3-2-0	6	48	JAN. 21	@	Nashville	1-0	W	19-18-7-4	49
8	OCT. 20		VANCOUVER	5-2	W	3-3-2-0	8	49	JAN. 23	@	Chicago	4-1	W	20-18-7-4	51
9	OCT. 24		ANAHEIM	3-2	OL	3-3-2-1	9	50	JAN. 25	@	Detroit	4-1	L	20-19-7-4	51
10	OCT. 27		COLORADO	1-0	W	4-3-2-1	11	51	JAN. 26	@	Columbus	3-2	W	21-19-7-4	53
11	OCT. 30	@	Buffalo	3-2	W	5-3-2-1	13	52	JAN. 28	@	Atlanta	4-2	W	22-19-7-4	55
12	NOV. 1	@	New Jersey	5-2	L	5-4-2-1	13	53	JAN. 30	@	Florida	3-1	W	23-19-7-4	57
13	NOV. 2	@	Washington	2-2	T	5-4-3-1	14	54	FEB. 4	@	Vancouver	4-2	L	23-20-7-4	57
14	NOV. 4	@	Carolina	1-0	OL	5-4-3-2	15	55	FEB. 6		CHICAGO	5-2	L	23-21-7-4	57
15	NOV. 7		DETROIT	3-1	L	5-5-3-2	15	56	FEB. 8		LOS ANGELES	6-5	W	24-21-7-4	59
16	NOV. 9	@	Dallas	5-1	W	6-5-3-2	17	57	FEB. 10		EDMONTON	4-3	L	24-22-7-4	59
17	NOV. 10	@	St. Louis	4-1	L	6-6-3-2	17	58	FEB. 12		CALGARY	4-3	W	25-22-7-4	61
18	NOV. 13		EDMONTON	5-4	OL	6-6-3-3	18	59	FEB. 13	@	Los Angeles	2-2	T	25-22-8-4	62
19	NOV. 15		SAN JOSE	5-3	W	7-6-3-3	20	60	FEB. 26		DALLAS	5-1	W	26-22-8-4	64
20	NOV. 17		NY ISLANDERS	6-1	W	8-6-3-3	22	61	FEB. 28	@	Colorado	2-1	OL	26-22-8-5	65
21	NOV. 20		MINNESOTA	2-1	W	9-6-3-3	24	62	MAR. 3		COLUMBUS	2-1	W	27-22-8-5	67
22	NOV. 23	@	Minnesota	5-2	L	9-7-3-3	24	63	MAR. 5		NEW JERSEY	4-1	W	28-22-8-5	69
23	NOV. 24	@	St. Louis	5-3	L	9-8-3-3	24	64	MAR. 7		VANCOUVER	6-1	W	29-22-8-5	71
24	NOV. 27	@	Columbus	3-0	L	9-9-3-3	24	65	MAR. 9		OTTAWA	3-2	W	30-22-8-5	73
25	NOV. 29		NASHVILLE	1-0	W	10-9-3-3	26	66	MAR. 12		CHICAGO	3-1	W	31-22-8-5	75
26	DEC. 1		PITTSBURGH	5-2	W	11-9-3-3	28	67	MAR. 15	@	Nashville	3-2	W	32-22-8-5	77
27	DEC. 5		ST. LOUIS	3-0	W	12-9-3-3	30	68	MAR. 17	@	Minnesota	2-2	T	32-22-9-5	78
28	DEC. 7	@	Detroit	1-1	T	12-9-4-3	31	69	MAR. 19	@	Boston	4-2	L	32-23-9-5	78
29	DEC. 8	@	Montreal	3-3	T	12-9-5-3	32	70	MAR. 20	@	Pittsburgh	3-1	W	33-23-9-5	80
30	DEC. 11	@	Toronto	6-3	L	12-10-5-3	32	71	MAR. 22	@	Dallas	4-3	L	33-24-9-5	80
31	DEC. 13	@	Ottawa	6-0	L	12-11-5-3	32	72	MAR. 24		LOS ANGELES	4-0	W	34-24-9-5	82
32	DEC. 15		DALLAS	6-2	L	12-12-5-3	32	73	MAR. 27	@	Anaheim	4-2	W	35-24-9-5	84
33	DEC. 17		COLUMBUS	4-1	W	13-12-5-3	34	74	MAR. 28		ANAHEIM	2-1	OL	35-24-9-6	85
34	DEC. 19		CALGARY	6-3	W	14-12-5-3	36	75	MAR. 30		COLORADO	5-3	W	36-24-9-6	87
35	DEC. 21	@	Anaheim	2-1	L	14-13-5-3	36	76	APR. 1		ST. LOUIS	5-3	W	37-24-9-6	89
36	DEC. 23		ANAHEIM	4-0	L	14-14-5-3	36	77	APR. 4	@	San Jose	5-2	L	37-25-9-6	89
37	DEC. 26		LOS ANGELES	1-1	T	14-14-6-3	37	78	APR. 7	@	Vancouver	4-3	L	37-26-9-6	89
38	DEC. 28		PHILADELPHIA	4-2	W	15-14-6-3	39	79	APR. 9	@	Calgary	4-2	W	38-26-9-6	91
39	DEC. 30	@	San Jose	4-2	W	16-14-6-3	41	80	APR. 10	@	Edmonton	3-0	L	38-27-9-6	91
40	DEC. 31		NY RANGERS	5-0	W	17-14-6-3	43	81	APR. 12		MINNESOTA	7-1	W	39-27-9-6	93
41	JAN. 3		ATLANTA	2-1	W	18-14-6-3	45	82	APR. 14		NASHVILLE	6-4	W	40-27-9-6	95

31-35-11-5 (78 points), 4th Pacific Division

PLAYER	GP	G	A	PTS	PIM	PLAYER	GP	G	A	PTS	PIM
Mike Johnson	82	23	40	63	47	#Brad May	20	3	4	7	32
Shane Doan	82	21	37	58	86	Jeff Taffe	20	3	1	4	4
Ladislav Nagy	80	22	35	57	92	*Jan Hrdina	4	0	4	4	8
Daymond Langkow	82	20	32	52	56	Andrei Nazarov	59	3	0	3	135
#Daniel Briere	68	17	29	46	50	Drake Berehowsky	7	1	2	3	27
#Tony Amonte	59	13	23	36	26	*Chris Gratton	14	0	1	1	21
Teppo Numminen	78	6	24	30	30	*Brad Ference	15	0	1	1	28
Branko Radivojevic	79	12	15	27	63	*Scott Pellerin	23	0	1	1	8
Paul Mara	73	10	15	25	78	Brian Boucher	45	0	1	1	0
Danny Markov	64	4	16	20	36	*Jean-Marc Pelletier	2	0	0	0	0
#Ramzi Abid	30	10	8	18	30	Jason Jaspers	2	0	0	0	0
*Deron Quint	51	7	10	17	20	Krystofer Kolanos	2	0	0	0	0
Brian Savage	43	6	10	16	22	Martin Grenier	3	0	0	0	0
Landon Wilson	31	6	8	14	26	#Patrick DesRochers	4	0	0	0	0
#Claude Lemieux	36	6	8	14	30	*Frank Banham	5	0	0	0	2
Kelly Buchberger	79	3	9	12	109	#Dan Focht	10	0	0	0	10
Todd Simpson	66	2	7	9	135	Zac Bierk	16	0	0	0	2
Ossi Vaananen	67	2	7	9	82	Sean Burke	22	0	0	0	4
Radoslav Suchy	77	1	8	9	18	#Darcy Hordichuk	25	0	0	0	82
*Paul Ranheim	40	3	4	7	10						

GOALTENDER	GP	MIN	GAA	W-L-T	SO	GA	SA	SV%
Sean Burke	22	1248	2.12	12-6-2	2	44	632	.930
Zac Bierk	16	884	2.17	4-9-1	1	32	471	.932
Brian Boucher	45	2544	3.02	15-20-8	0	128	1210	.894
*Jean-Marc Pelletier	2	119	3.03	0-2-0	0	6	48	.875
#Patrick DesRochers	4	175	3.77	0-3-0	0	11	88	.875

* - Acquired during season # - Relocated during season

#	DATE	H/R	OPPONENT	SCORE	RES	RECORD	PTS	#	DATE	H/R	OPPONENT	SCORE	RES	RECORD	PTS
1	OCT. 9	@	Los Angeles	4-1	L	0-1-0-0	0	42	JAN. 8	@	Chicago	0-0	T	15-17-7-3	40
2	OCT. 12		DALLAS	5-2	L	0-2-0-0	0	43	JAN. 10	@	Minnesota	2-1	L	15-18-7-3	40
3	OCT. 14	@	Columbus	4-2	W	1-2-0-0	2	44	JAN. 11	@	Nashville	4-3	OL	15-18-7-4	41
4	OCT. 15	@	Ottawa	2-1	L	1-3-0-0	2	45	JAN. 14		ST. LOUIS	4-1	L	15-19-7-4	41
5	OCT. 17	@	Toronto	5-3	L	1-4-0-0	2	46	JAN. 18		BUFFALO	1-0	L	15-20-7-4	41
6	OCT. 19	@	Buffalo	3-2	W	2-4-0-0	4	47	JAN. 20		SAN JOSE	3-1	W	16-20-7-4	43
7	OCT. 22	@	Nashville	2-1	W	3-4-0-0	6	48	JAN. 23	@	Calgary	7-1	W	17-20-7-4	45
8	OCT. 24		COLORADO	3-2	L	3-5-0-0	6	49	JAN. 24	@	Edmonton	5-1	W	18-20-7-4	47
9	OCT. 26		MINNESOTA	6-1	L	3-6-0-0	6	50	JAN. 26	@	Vancouver	1-0	L	18-21-7-4	47
10	OCT. 28	@	NY Rangers	3-2	OL	3-6-0-1	7	51	JAN. 28		CALGARY	4-3	W	19-21-7-4	49
11	OCT. 29	@	NY Islanders	3-2	W	4-6-0-1	9	52	FEB. 5	@	Los Angeles	4-3	L	19-22-7-4	49
12	OCT. 31	@	Philadelphia	6-2	L	4-7-0-1	9	53	FEB. 7	@	Anaheim	3-2	L	19-23-7-4	49
13	NOV. 3		NASHVILLE	2-1	W	5-7-0-1	11	54	FEB. 8		DALLAS	3-1	L	19-24-7-4	49
14	NOV. 7		MINNESOTA	4-1	W	6-7-0-1	13	55	FEB. 12		NEW JERSEY	3-0	L	19-25-7-4	49
15	NOV. 9		VANCOUVER	5-2	L	6-8-0-1	13	56	FEB. 14	@	Minnesota	3-2	W	20-25-7-4	51
16	NOV. 11	@	Tampa Bay	4-2	L	6-9-0-1	13	57	FEB. 15	@	St. Louis	5-3	W	21-25-7-4	53
17	NOV. 12	@	Carolina	3-2	L	6-10-0-1	13	58	FEB. 18		COLUMBUS	5-2	W	22-25-7-4	55
18	NOV. 15	@	Atlanta	5-1	W	7-10-0-1	15	59	FEB. 20	@	Chicago	2-1	W	23-25-7-4	57
19	NOV. 17		COLORADO	4-4	T	7-10-1-1	16	60	FEB. 21	@	Dallas	2-2	T	23-25-8-4	58
20	NOV. 20		DALLAS	2-2	T	7-10-2-1	17	61	FEB. 23		CALGARY	4-2	L	23-26-8-4	58
21	NOV. 22		FLORIDA	3-3	T	7-10-3-1	18	62	FEB. 26		CAROLINA	4-2	W	24-26-8-4	60
22	NOV. 25	@	Dallas	5-1	L	7-11-3-1	18	63	FEB. 28		ANAHEIM	3-1	W	25-26-8-4	62
23	NOV. 27	@	Anaheim	2-2	T	7-11-4-1	19	64	MAR. 2	@	Detroit	5-2	L	25-27-8-4	62
24	NOV. 28		CHICAGO	4-2	L	7-12-4-1	19	65	MAR. 4	@	Pittsburgh	4-1	W	26-27-8-4	64
25	NOV. 30	@	San Jose	3-2	W	8-12-4-1	21	66	MAR. 6	@	St. Louis	6-3	L	26-28-8-4	64
26	DEC. 3		SAN JOSE	3-2	OL	8-12-4-2	22	67	MAR. 8		SAN JOSE	6-4	W	27-28-8-4	66
27	DEC. 5		DETROIT	5-3	L	8-13-4-2	22	68	MAR. 10	@	Colorado	2-2	T	27-28-9-4	67
28	DEC. 7		MONTREAL	4-2	L	8-14-4-2	22	69	MAR. 12		DETROIT	3-2	L	27-29-9-4	67
29	DEC. 9		COLUMBUS	3-3	T	8-14-5-2	23	70	MAR. 14		CHICAGO	4-0	L	27-30-9-4	67
30	DEC. 11		ATLANTA	4-2	W	9-14-5-2	25	71	MAR. 15		ANAHEIM	4-2	W	28-30-9-4	69
31	DEC. 13		WASHINGTON	4-3	L	9-15-5-2	25	72	MAR. 18		BOSTON	2-1	W	29-30-9-4	71
32	DEC. 15		LOS ANGELES	2-1	W	10-15-5-2	27	73	MAR. 20		EDMONTON	3-2	W	30-30-9-4	73
33	DEC. 17		PITTSBURGH	5-2	W	11-15-5-2	29	74	MAR. 22		TAMPA BAY	4-0	L	30-31-9-4	73
34	DEC. 20		ST. LOUIS	3-3	T	11-15-6-2	30	75	MAR. 24	@	Calgary	2-0	L	30-32-9-4	73
35	DEC. 22	@	Anaheim	4-0	L	11-16-6-2	30	76	MAR. 26	@	Edmonton	4-3	L	30-33-9-4	73
36	DEC. 26	@	Los Angeles	4-3	OL	11-16-6-3	31	77	MAR. 27	@	Vancouver	5-1	L	30-34-9-4	73
37	DEC. 28		PHILADELPHIA	4-0	W	12-16-6-3	33	78	MAR. 29	@	Colorado	6-1	L	30-35-9-4	73
38	DEC. 30		EDMONTON	4-3	W	13-16-6-3	35	79	MAR. 31		LOS ANGELES	5-4	OL	30-35-9-5	74
39	JAN. 1	@	Washington	2-1	W	14-16-6-3	37	80	APR. 2		VANCOUVER	3-3	T	30-35-10-5	75
40	JAN. 3	@	Detroit	4-1	W	15-16-6-3	39	81	APR. 4		NASHVILLE	1-0	W	31-35-10-5	77
41	JAN. 4	@	Columbus	2-0	L	15-17-6-3	39	82	APR. 6	@	San Jose	3-3	T	31-35-11-5	78

22-35-18-6 (68 points), 5th Pacific Division

PLAYER	GP	G	A	PTS	PIM	PLAYER	GP	G	A	PTS	PIM
Shane Doan	79	27	41	68	47	#Ossi Vaananen	67	2	4	6	87
Ladislav Nagy	55	24	28	52	46	Brad Ference	63	0	5	5	103
Daymond Langkow	81	21	31	52	40	#Landon Wilson	35	1	3	4	16
Paul Mara	81	6	36	42	48	*Derek Morris	14	0	4	4	2
#Chris Gratton	68	11	18	29	93	Andrei Nazarov	33	1	2	3	125
#Jan Hrdina	55	11	15	26	30	*Ivan Novoseltsev	17	2	0	2	6
#Brian Savage	61	12	13	25	36	Erik Westrum	15	1	1	2	20
#Branko Radivojevic	53	9	14	23	36	*Todd Reirden	7	0	2	2	4
Radoslav Suchy	82	7	14	21	8	#Sean Burke	32	0	2	2	8
Cale Hulse	82	3	17	20	123	*Michael Rupp	6	0	1	1	6
Jeff Taffe	59	8	10	18	20	Bryan Helmer	17	0	1	1	10
Daniel Cleary	68	6	11	17	42	Jason Jaspers	3	0	0	0	2
*Mike Comrie	28	8	7	15	16	Goran Bezina	3	0	0	0	2
#Mike Sillinger	60	8	6	14	54	Zac Bierk	4	0	0	0	2
Fredrik Sjostrom	57	7	6	13	22	Jean-Marc Pelletier	4	0	0	0	0
David Tanabe	45	5	7	12	22	*Brent Johnson	8	0	0	0	0
Krystofer Kolanos	41	4	6	10	24	Mike Stutzel	9	0	0	0	0
Mike Johnson	11	1	9	10	10	Brian Boucher	40	0	0	0	2
Tyson Nash	69	3	5	8	110	Matthew Spiller	51	0	0	0	54

GOALTENDER	GP	MIN	GAA	W-L-T	SO	GA	SA	SV%
*Brent Johnson	8	486	2.59	1-6-1	0	21	243	.914
Brian Boucher	40	2364	2.74	10-19-10	5	108	1150	.906
#Sean Burke	32	1795	2.81	10-15-5	1	84	913	.908
Zac Bierk	4	190	3.79	0-1-2	0	12	108	.889
Jean-Marc Pelletier	4	175	4.11	1-1-0	0	12	84	.857

* - Acquired during season # - Relocated during season

#	DATE	H/R	OPPONENT	SCORE	RES	RECORD	PTS	#	DATE	H/R	OPPONENT	SCORE	RES	RECORD	PTS
1	OCT. 10		ST. LOUIS	2-1	W	1-0-0-0	2	42	JAN. 11		ATLANTA	1-1	T	16-12-12-2	46
2	OCT. 12	@	Anaheim	2-0	W	2-0-0-0	4	43	JAN. 13		VANCOUVER	4-1	L	16-13-12-2	46
3	OCT. 15	@	Florida	2-1	W	3-0-0-0	6	44	JAN. 15	@	Nashville	4-3	L	16-14-12-2	46
4	OCT. 16	@	Tampa Bay	5-1	L	3-1-0-0	6	45	JAN. 16	@	Detroit	3-3	T	16-14-13-2	47
5	OCT. 18		PHILADELPHIA	5-4	L	3-2-0-0	6	46	JAN. 21		SAN JOSE	4-2	L	16-15-13-2	47
6	OCT. 23		TORONTO	5-4	L	3-3-0-0	6	47	JAN. 22	@	San Jose	2-1	W	17-15-13-2	49
7	OCT. 25	@	San Jose	4-4	T	3-3-1-0	7	48	JAN. 24		DETROIT	5-2	W	18-15-13-2	51
8	OCT. 26	@	Vancouver	3-3	T	3-3-2-0	8	49	JAN. 27		CALGARY	2-1	L	18-16-13-2	51
9	OCT. 28		CHICAGO	2-2	T	3-3-3-0	9	50	JAN. 29		OTTAWA	4-1	L	18-17-13-2	51
10	OCT. 31		VANCOUVER	4-1	L	3-4-3-0	9	51	JAN. 31		DALLAS	5-4	L	18-18-13-2	51
11	NOV. 1	@	Los Angeles	7-3	L	3-5-3-0	9	52	FEB. 2		COLUMBUS	3-3	T	18-18-14-2	52
12	NOV. 6	@	Colorado	2-1	L	3-6-3-0	9	53	FEB. 4		FLORIDA	5-4	OL	18-18-14-3	53
13	NOV. 8		ANAHEIM	4-3	W	4-6-3-0	11	54	FEB. 5	@	San Jose	5-0	L	18-19-14-3	53
14	NOV. 9	@	Anaheim	2-1	OL	4-6-3-1	12	55	FEB. 11	@	Anaheim	5-3	L	18-20-14-3	53
15	NOV. 13		COLORADO	3-2	W	5-6-3-1	14	56	FEB. 13		NY ISLANDERS	5-2	L	18-21-14-3	53
16	NOV. 14	@	Dallas	3-3	T	5-6-4-1	15	57	FEB. 14		DALLAS	3-2	W	19-21-14-3	55
17	NOV. 16	@	Columbus	2-2	T	5-6-5-1	16	58	FEB. 16	@	St. Louis	4-2	L	19-22-14-3	55
18	NOV. 19		ST. LOUIS	5-4	W	6-6-5-1	18	59	FEB. 18	@	Detroit	5-2	L	19-23-14-3	55
19	NOV. 21		SAN JOSE	5-0	L	6-7-5-1	18	60	FEB. 20		COLUMBUS	3-2	W	20-23-14-3	57
20	NOV. 23	@	Atlanta	1-0	L	6-8-5-1	18	61	FEB. 21		NASHVILLE	8-2	L	20-24-14-3	57
21	NOV. 24	@	Dallas	5-2	L	6-9-5-1	18	62	FEB. 23		ANAHEIM	1-1	T	20-24-15-3	58
22	NOV. 27		LOS ANGELES	6-4	W	7-9-5-1	20	63	FEB. 25		PITTSBURGH	4-3	OL	20-24-15-4	59
23	NOV. 30	@	Boston	3-3	T	7-9-6-1	21	64	FEB. 27		EDMONTON	7-2	L	20-25-15-4	59
24	DEC. 2	@	New Jersey	3-1	W	8-9-6-1	23	65	FEB. 29	@	Calgary	4-2	L	20-26-15-4	59
25	DEC. 4	@	Buffalo	3-2	W	9-9-6-1	25	66	MAR. 2	@	Edmonton	5-4	OL	20-26-15-5	60
26	DEC. 5	@	Philadelphia	3-2	L	9-10-6-1	25	67	MAR. 5		MONTREAL	4-3	L	20-27-15-5	60
27	DEC. 7	@	Chicago	2-2	T	9-10-7-1	26	68	MAR. 7		MINNESOTA	1-1	T	20-27-16-5	61
28	DEC. 10		DALLAS	2-1	W	10-10-7-1	28	69	MAR. 9	@	Los Angeles	3-2	L	20-28-16-5	61
29	DEC. 12		EDMONTON	3-3	T	10-10-8-1	29	70	MAR. 10		LOS ANGELES	3-1	L	20-29-16-5	61
30	DEC. 15		MINNESOTA	5-2	L	10-11-8-1	29	71	MAR. 12		COLORADO	3-2	L	20-30-16-5	61
31	DEC. 18	@	Los Angeles	4-4	T	10-11-9-1	30	72	MAR. 14	@	Colorado	4-1	L	20-31-16-5	61
32	DEC. 20	@	St. Louis	1-1	T	10-11-10-1	31	73	MAR. 16		ANAHEIM	3-2	OL	20-31-16-6	62
33	DEC. 22	@	Nashville	3-3	T	10-11-11-1	32	74	MAR. 18		DETROIT	1-1	T	20-31-17-6	63
34	DEC. 23	@	Columbus	2-1	W	11-11-11-1	34	75	MAR. 21	@	Chicago	2-2	T	20-31-18-6	64
35	DEC. 27		NASHVILLE	3-1	L	11-12-11-1	34	76	MAR. 22	@	Minnesota	3-2	W	21-31-18-6	66
36	DEC. 29		NY RANGERS	3-2	OL	11-12-11-2	35	77	MAR. 24		CALGARY	4-0	L	21-32-18-6	66
37	DEC. 31		LOS ANGELES	4-0	W	12-12-11-2	37	78	MAR. 26		SAN JOSE	3-0	L	21-33-18-6	66
38	JAN. 2	@	Dallas	6-0	W	13-12-11-2	39	79	MAR. 28	@	Edmonton	4-2	L	21-34-18-6	66
39	JAN. 4	@	Carolina	3-0	W	14-12-11-2	41	80	MAR. 29	@	Vancouver	6-1	L	21-35-18-6	66
40	JAN. 7	@	Washington	3-0	W	15-12-11-2	43	81	MAR. 31	@	Calgary	1-0	L	21-36-18-6	66
41	JAN. 9	@	Minnesota	2-0	W	16-12-11-2	45	82	APR. 3		CHICAGO	2-1	W	22-36-18-6	68

38-39-5 (81 points), 5th Pacific Division

PLAYER	GP	G	A	PTS	PIM	PLAYER	GP	G	A	PTS	PIM
Shane Doan	82	30	36	66	123	Tyson Nash	50	0	6	6	84
Mike Comrie	80	30	30	60	55	*Jamie Rivers	18	0	5	5	26
Ladislav Nagy	51	15	41	56	74	#David Tanabe	21	0	4	4	8
Mike Johnson	80	16	38	54	50	#Krystofer Kolanos	9	2	1	3	2
Paul Mara	78	15	32	47	70	Bill Thomas	9	1	2	3	8
*Geoff Sanderson	75	25	21	46	58	*Joel Perrault	5	1	1	2	2
Keith Ballard	82	8	31	39	99	Matt Jones	16	0	2	2	14
Derek Morris	53	6	21	27	54	*Yanick Lehoux	3	1	0	1	2
Oleg Saprykin	67	11	14	25	50	*Josh Gratton	11	1	0	1	30
Zbynek Michalek	82	9	15	24	62	+ Brett Hull	5	0	1	1	0
*Steven Reinprecht	28	12	11	23	8	Matthew Spiller	8	0	1	1	13
*Dave Scatchard	47	11	12	23	84	Steve Gainey	20	0	1	1	20
Fredrik Sjostrom	75	6	17	23	42	Curtis Joseph	60	0	1	1	18
Boyd Devereaux	78	8	14	22	44	*Pascal Rheaume	1	0	0	0	0
#Mike Leclerc	35	9	12	21	29	#Michael Rupp	1	0	0	0	0
*# Jamie Lundmark	38	5	13	18	36	*Pavel Brendl	2	0	0	0	0
Mike Ricci	78	10	6	16	69	#Jeff Taffe	2	0	0	0	0
*Oleg Kvasha	15	4	7	11	6	*Philippe Sauve	5	0	0	0	0
#Petr Nedved	25	2	9	11	34	*#Tim Jackman	8	0	0	0	21
#Denis Gauthier	45	2	9	11	61	David LeNeveu	15	0	0	0	0
*Dennis Seidenberg	34	1	10	11	14	#Brian Boucher	11	0	0	0	2
#Sean O'Donnell	57	1	7	8	121						

GOALTENDER	GP	MIN	GAA	W-L-T	SO	GA	SA	SV%
Curtis Joseph	60	3424	2.91	32-21-3	4	166	1690	.902
David LeNeveu	15	814	3.24	3-8-2	0	44	386	.886
#Brian Boucher	11	512	3.87	3-6-0	0	33	268	.877
*Philippe Sauve	5	187	5.45	0-4-0	0	17	128	.867

* - Acquired during season # - Relocated during season

#	DATE	H/R	OPPONENT	SCORE	RES	RECORD	PTS	#	DATE	H/R	OPPONENT	SCORE	RES	RECORD	PTS
1	OCT. 5	@	Vancouver	3-2	L	0-1-0	0	42	JAN. 8		COLUMBUS	5-2	L	20-20-2	42
2	OCT. 6	@	Los Angeles	3-2	L	0-2-0	0	43	JAN. 10	@	Ottawa	7-2	L	20-21-2	42
3	OCT. 8		MINNESOTA	2-1	W	1-2-0	2	44	JAN. 12	@	Buffalo	2-1	W	21-21-2	44
4	OCT. 11	@	Dallas	3-2	L	1-3-0	2	45	JAN. 14	@	Toronto	4-3	W	22-21-2	46
5	OCT. 13		NASHVILLE	5-4	SOL	1-3-1	3	46	JAN. 16		WASHINGTON	6-1	L	22-22-2	46
6	OCT. 15		DETROIT	2-0	L	1-4-1	3	47	JAN. 19		FLORIDA	6-3	W	23-22-2	48
7	OCT. 17	@	Calgary	2-0	W	2-4-1	5	48	JAN. 21		EDMONTON	4-3	W	24-22-2	50
8	OCT. 18	@	Edmonton	4-3	W	3-4-1	7	49	JAN. 23	@	Dallas	4-1	L	24-23-2	50
9	OCT. 20	@	Vancouver	3-2	L	3-5-1	7	50	JAN. 24	@	Minnesota	3-2	L	24-24-2	50
10	OCT. 23	@	Anaheim	5-3	L	3-6-1	7	51	JAN. 26	@	St. Louis	5-3	W	25-24-2	52
11	OCT. 25		ST. LOUIS	5-4	W	4-6-1	9	52	JAN. 28		SAN JOSE	6-2	W	26-24-2	54
12	OCT. 27		CALGARY	3-2	W	5-6-1	11	53	JAN. 29		EDMONTON	4-3	SOL	26-24-3	55
13	OCT. 29		DALLAS	5-3	L	5-7-1	11	54	JAN. 31		VANCOUVER	7-4	L	26-25-3	55
14	OCT. 30	@	Anaheim	3-2	L	5-8-1	11	55	FEB. 2		LOS ANGELES	2-1	W	27-25-3	57
15	NOV. 3		LOS ANGELES	4-0	W	6-8-1	13	56	FEB. 4		MINNESOTA	6-4	L	27-26-3	57
16	NOV. 5	@	Detroit	4-1	W	7-8-1	15	57	FEB. 7		CHICAGO	3-1	L	27-27-3	57
17	NOV. 6	@	Chicago	2-1	OL	7-8-2	16	58	FEB. 9		DALLAS	5-1	L	27-28-3	57
18	NOV. 8	@	Minnesota	4-2	W	8-8-2	18	59	FEB. 12		SAN JOSE	5-4	OL	27-28-4	58
19	NOV. 10		CALGARY	4-3	L	8-9-2	18	60	MAR. 2		DALLAS	6-2	W	28-28-4	60
20	NOV. 12		ANAHEIM	2-1	W	9-9-2	20	61	MAR. 4		DETROIT	7-3	L	28-29-4	60
21	NOV. 16		COLORADO	3-1	L	9-10-2	20	62	MAR. 7	@	Detroit	5-2	W	29-29-4	62
22	NOV. 19	@	San Jose	4-3	W	10-10-2	22	63	MAR. 9	@	Columbus	5-4	L	29-30-4	62
23	NOV. 20		COLUMBUS	5-1	W	11-10-2	24	64	MAR. 11		ANAHEIM	5-3	L	29-31-4	62
24	NOV. 22		ANAHEIM	2-1	L	11-11-2	24	65	MAR. 12	@	Anaheim	5-2	L	29-32-4	62
25	NOV. 25	@	Dallas	4-1	W	12-11-2	26	66	MAR. 14	@	Los Angeles	6-2	W	30-32-4	64
26	NOV. 26		VANCOUVER	2-1	W	13-11-2	28	67	MAR. 16	@	Nashville	2-0	L	30-33-4	64
27	NOV. 30	@	Anaheim	6-1	L	13-12-2	28	68	MAR. 19	@	Chicago	3-2	W	31-33-4	66
28	DEC. 3		CAROLINA	8-4	W	14-12-2	30	69	MAR. 21	@	Columbus	5-2	W	32-33-4	68
29	DEC. 5		ATLANTA	5-2	W	15-12-2	32	70	MAR. 23		CHICAGO	4-3	W	33-33-4	70
30	DEC. 11	@	Boston	2-1	W	16-12-2	34	71	MAR. 25		ANAHEIM	5-2	L	33-34-4	70
31	DEC. 13	@	Montreal	5-2	L	16-13-2	34	72	MAR. 28		NASHVILLE	5-3	W	34-34-4	72
32	DEC. 15		TAMPA BAY	3-1	L	16-14-2	34	73	MAR. 30	@	San Jose	5-2	W	35-34-4	74
33	DEC. 17	@	Los Angeles	4-1	L	16-15-2	34	74	APR. 1	@	San Jose	4-3	W	36-34-4	76
34	DEC. 20		ST. LOUIS	5-4	L	16-16-2	34	75	APR. 3	@	Edmonton	7-1	L	36-35-4	76
35	DEC. 22		SAN JOSE	2-1	W	17-16-2	36	76	APR. 5	@	Calgary	5-2	L	36-36-4	76
36	DEC. 23	@	Dallas	3-2	W	18-16-2	38	77	APR. 8		DALLAS	3-2	SOL	36-36-5	77
37	DEC. 26	@	Colorado	7-4	L	18-17-2	38	78	APR. 10		SAN JOSE	3-2	L	36-37-5	77
38	DEC. 28	@	San Jose	5-4	W	19-17-2	40	79	APR. 11	@	Colorado	6-4	L	36-38-5	77
39	DEC. 29		LOS ANGELES	6-5	W	20-17-2	42	80	APR. 13		LOS ANGELES	3-0	W	37-38-5	79
40	DEC. 31		COLORADO	5-2	L	20-18-2	42	81	APR. 15	@	Nashville	5-1	L	37-39-5	79
41	JAN. 5	@	Los Angeles	4-0	L	20-19-2	42	82	APR. 16	@	St. Louis	3-0	W	38-39-5	81

31-46-5 (67 points), 5th Pacific Division

PLAYER	GP	G	A	PTS	PIM	PLAYER	GP	G	A	PTS	PIM
Shane Doan	73	27	28	55	73	Patrick Fischer	27	4	6	10	24
# Ladislav Nagy	55	8	33	41	48	* Mathias Tjarnqvist	26	5	4	9	2
Owen Nolan	76	16	24	40	56	* Niko Kapanen	19	2	7	9	8
*# Yanic Perreault	49	19	14	33	30	Dave Scatchard	46	3	5	8	72
Steven Reinprecht	49	9	24	33	28	* Kevyn Adams	33	1	7	8	8
Ed Jovanovski	54	11	18	29	63	* Daniel Carcillo	18	4	3	7	74
Jeremy Roenick	70	11	17	28	32	Matt Jones	45	1	6	7	39
Zbynek Michalek	82	4	24	28	34	Jeff Taffe	17	4	2	6	2
Keith Ballard	69	5	22	27	59	Yanick Lehoux	7	1	2	3	4
Derek Morris	82	6	19	25	115	*# Joel Perrault	21	1	2	3	14
Michael Zigomanis	75	14	9	23	46	Don MacLean	9	1	1	2	0
# Georges Laraque	56	5	17	22	52	Enver Lisin	17	1	1	2	16
# Mike Comrie	24	7	13	20	20	Josh Gratton	52	1	1	2	188
Travis Roche	50	6	13	19	22	# Dennis Seidenberg	32	1	1	2	16
Fredrik Sjostrom	78	9	9	18	48	Keith Yandle	7	0	2	2	8
Bill Thomas	24	8	6	14	2	* Brendan Bell	14	0	2	2	8
Nick Boynton	59	2	9	11	138	Mike Ricci	7	0	1	1	4

GOALTENDER	GP	MIN	GAA	W-L-T	SO	GA	SA	SV%
Curtis Joseph	55	2993	3.19	18-31-2	4	159	1481	.893
*Mikael Tellqvist	30	1591	3.39	11-11-3	2	90	780	.885
David LeNeveu	6	233	3.86	2-1-0	0	15	142	.894
Michael Morrison	4	127	6.14	0-3-0	0	13	62	.790

* - Acquired during season # - Relocated during season

#	DATE	H/R	OPPONENT	SCORE	RES	RECORD	PTS	#	DATE	H/R	OPPONENT	SCORE	RES	RECORD	PTS
1	OCT. 5		NY ISLANDERS	6-3	W	1-0-0	2	42	JAN. 9	@	Dallas	5-2	W	20-20-2	42
2	OCT. 7		ANAHEIM	2-1	L	1-1-0	2	43	JAN. 11		DETROIT	5-1	L	20-21-2	42
3	OCT. 9	@	Columbus	5-1	L	1-2-0	2	44	JAN. 13		SAN JOSE	4-1	L	20-22-2	42
4	OCT. 11	@	Detroit	9-2	L	1-3-0	2	45	JAN. 15		ST. LOUIS	5-4	W	21-22-2	44
5	OCT. 14	@	Nashville	4-1	L	1-4-0	2	46	JAN. 17	@	Colorado	4-3	L	21-23-2	44
6	OCT. 17	@	St. Louis	5-2	W	2-4-0	4	47	JAN. 18	@	San Jose	5-2	L	21-24-2	44
7	OCT. 19		LOS ANGELES	4-0	L	2-5-0	4	48	JAN. 20	@	Los Angeles	3-2	W	22-24-2	46
8	OCT. 21		DALLAS	4-0	L	2-6-0	4	49	JAN. 26	@	Colorado	5-4	W	23-24-2	48
9	OCT. 23	@	Edmonton	5-2	L	2-7-0	4	50	JAN. 27		PITTSBURGH	7-2	L	23-25-2	48
10	OCT. 24	@	Calgary	6-1	L	2-8-0	4	51	JAN. 31	@	Anaheim	2-1	L	23-26-2	48
11	OCT. 26		EDMONTON	6-2	W	3-8-0	6	52	FEB. 1		NASHVILLE	3-2	W	24-26-2	50
12	OCT. 28		NY RANGERS	7-3	L	3-9-0	6	53	FEB. 3		MINNESOTA	1-0	L	24-27-2	50
13	NOV. 3	@	Anaheim	6-2	L	3-10-0	6	54	FEB. 6	@	Columbus	3-0	W	25-27-2	52
14	NOV. 4		LOS ANGELES	6-4	W	4-10-0	8	55	FEB. 7	@	Detroit	4-2	L	25-28-2	52
15	NOV. 9		DALLAS	1-0	L	4-11-0	8	56	FEB. 10	@	Florida	5-2	L	25-29-2	52
16	NOV. 11		SAN JOSE	2-1	L	4-12-0	8	57	FEB. 13	@	Tampa Bay	5-3	L	25-30-2	52
17	NOV. 14		MINNESOTA	4-3	W	5-12-0	10	58	FEB. 15		ANAHEIM	5-4	OL	25-30-3	53
18	NOV. 16		CHICAGO	3-2	W	6-12-0	12	59	FEB. 17		DETROIT	4-1	L	25-31-3	53
19	NOV. 18	@	Los Angeles	5-3	L	6-13-0	12	60	FEB. 19	@	Nashville	4-1	L	25-32-3	53
20	NOV. 19	@	Anaheim	6-4	L	6-14-0	12	61	FEB. 22		CALGARY	3-2	W	26-32-3	55
21	NOV. 22		NEW JERSEY	3-1	W	7-14-0	14	62	FEB. 26	@	Calgary	5-2	L	26-33-3	55
22	NOV. 24	@	Minnesota	4-0	L	7-15-0	14	63	FEB. 27	@	Edmonton	3-0	W	27-33-3	57
23	NOV. 25	@	St. Louis	2-1	W	8-15-0	16	64	MAR. 1	@	Vancouver	4-3	L	27-34-3	57
24	NOV. 30		LOS ANGELES	7-4	W	9-15-0	18	65	MAR. 3		COLUMBUS	4-3	L	27-35-3	57
25	DEC. 4		NASHVILLE	3-2	W	10-15-0	20	66	MAR. 7	@	Anaheim	2-1	L	27-36-3	57
26	DEC. 6	@	Dallas	3-0	L	10-16-0	20	67	MAR. 8		VANCOUVER	4-2	L	27-37-3	57
27	DEC. 7	@	Chicago	2-1	W	11-16-0	22	68	MAR. 10		CHICAGO	7-5	L	27-38-3	57
28	DEC. 9		DALLAS	4-3	OL	11-16-1	23	69	MAR. 12		PHILADELPHIA	4-0	W	28-38-3	59
29	DEC. 11	@	San Jose	4-0	L	11-17-1	23	70	MAR. 15		SAN JOSE	5-1	L	28-39-3	59
30	DEC. 12	@	Vancouver	5-2	L	11-18-1	23	71	MAR. 17		COLORADO	6-3	L	28-40-3	59
31	DEC. 14		COLUMBUS	5-4	W	12-18-1	25	72	MAR. 18	@	Dallas	5-4	OL	28-40-4	60
32	DEC. 16		CALGARY	6-3	L	12-19-1	25	73	MAR. 20	@	Minnesota	3-2	L	28-41-4	60
33	DEC. 21		EDMONTON	3-2	L	12-20-1	25	74	MAR. 22		ANAHEIM	2-1	W	29-41-4	62
34	DEC. 23		ANAHEIM	2-0	W	13-20-1	27	75	MAR. 24		DALLAS	4-3	OL	29-41-5	63
35	DEC. 26	@	Los Angeles	4-3	OL	13-20-2	28	76	MAR. 27	@	Dallas	6-0	L	29-42-5	63
36	DEC. 28	@	San Jose	3-2	W	14-20-2	30	77	MAR. 29		Colorado	4-3	L	29-43-5	63
37	DEC. 30		SAN JOSE	8-0	W	15-20-2	32	78	MAR. 30	@	San Jose	4-2	L	29-44-5	63
38	JAN. 1	@	Washington	3-2	W	16-20-2	34	79	APR. 3		ST. LOUIS	5-2	L	29-45-5	63
39	JAN. 4	@	Carolina	2-0	W	17-20-2	36	80	APR. 5		LOS ANGELES	3-2	W	30-45-5	65
40	JAN. 5	@	Atlanta	5-4	W	18-20-2	38	81	APR. 7	@	Los Angeles	3-2	L	30-46-5	65
41	JAN. 7	@	Chicago	4-2	W	19-20-2	40	82	APR. 8		VANCOUVER	3-1	W	31-46-5	67

38-37-7 (83 points), 4th Pacific Division

PLAYER	GP	G	A	PTS	PIM	PLAYER	GP	G	A	PTS	PIM
Shane Doan	80	28	50	78	59	Keith Yandle	43	5	7	12	14
Radim Vrbata	76	27	29	56	14	Nick Boynton	79	3	9	12	125
Peter Mueller	81	22	32	54	32	Mathias Tjanqvist	78	4	7	11	34
Ed Jovanovski	80	12	39	51	73	Craig Weller	59	3	8	11	80
Steven Reinprecht	81	16	30	46	26	Enver Lisin	13	4	1	5	6
Martin Hanzal	72	8	27	35	28	Mike Zigomanis	33	2	1	3	6
Niko Kapanen	79	10	18	28	34	Matt Jones	45	0	2	2	10
Daniel Winnik	79	11	15	26	25	Kyle Turris	3	0	1	1	2
Derek Morris	82	8	17	25	83	Matt Murley	3	0	1	1	0
Daniel Carcillo	57	13	11	24	324	*Marcel Hossa	14	0	0	0	4
Keith Ballard	82	6	15	21	85	Bill Thomas	7	0	0	0	0
#Fredrik Sjostrom	51	10	9	19	14	Brendan Bell	2	0	0	0	0
Joel Perrault	49	7	10	17	48	Pete Vandermeer	2	0	0	0	0
Zbynek Michalek	75	4	13	17	34	Ryan Caldwell	2	0	0	0	2
Mike York	63	6	8	14	4	Josh Gratton	1	0	0	0	5

GOALTENDER	GP	MIN	GAA	W-L-T	SO	GA	SA	SV%
*Ilya Bryzgalov	55	3167	2.43	26-22-5	3	128	1621	.921
Mikael Tellqvist	22	1224	2.75	9-8-2	2	56	607	.908
#Alex Auld	9	509	3.54	3-6-0	1	30	249	.880
David Aebischer	1	60	3.00	0-1-0	0	3	33	.909

* - Acquired during season # - Relocated during season

#	DATE	H/R	OPPONENT	SCORE	RES	RECORD	PTS	#	DATE	H/R	OPPONENT	SCORE	RES	RECORD	PTS
1	OCT. 4		ST. LOUIS	3-2	W	1-0-0	2	42	JAN. 10	@	Edmonton	5-2	L	22-19-1	45
2	OCT. 6		BOSTON	3-1	L	1-1-0	2	43	JAN. 11	@	Vancouver	4-3	W	23-19-1	47
3	OCT. 10	@	Columbus	3-0	L	1-2-0	2	44	JAN. 13	@	Minnesota	4-1	L	23-20-1	47
4	OCT. 11	@	Nashville	6-3	W	2-2-0	4	45	JAN. 15		SAN JOSE	5-3	W	24-20-1	49
5	OCT. 13		MINNESOTA	3-2	L	2-3-0	4	46	JAN. 17		COLUMBUS	4-3	L	24-21-1	49
6	OCT. 18		EDMONTON	4-2	L	2-4-0	4	47	JAN. 19		CHICAGO	2-1	OL	24-21-2	50
7	OCT. 20		DETROIT	5-2	L	2-5-0	4	48	JAN. 21		BUFFALO	6-2	W	25-21-2	52
8	OCT. 25	@	Anaheim	1-0	W	3-5-0	6	49	JAN. 24		NASHVILLE	4-3	W	26-21-2	54
9	OCT. 27		DALLAS	5-3	L	3-6-0	6	50	JAN. 29	@	Columbus	4-2	W	27-21-2	56
10	OCT. 30	@	St. Louis	2-1	W	4-6-0	8	51	JAN. 30	@	Detroit	3-2	L	27-22-2	56
11	NOV. 2	@	Dallas	5-0	W	5-6-0	10	52	FEB. 2	@	Nashville	3-2	OL	27-22-3	57
12	NOV. 3		ANAHEIM	5-2	L	5-7-0	10	53	FEB. 4	@	Colorado	4-3	W	28-22-3	59
13	NOV. 7	@	Anaheim	6-5	W	6-7-0	12	54	FEB. 5	@	CALGARY	4-3	OL	28-22-4	60
14	NOV. 8		DALLAS	5-2	W	7-7-0	14	55	FEB. 7		COLUMBUS	2-1	L	28-23-4	60
15	NOV. 10	@	San Jose	4-1	L	7-8-0	14	56	FEB. 10		NASHVILLE	6-3	L	28-24-4	60
16	NOV. 12	@	San Jose	5-0	L	7-9-0	14	57	FEB. 11	@	Dallas	2-1	L	28-25-4	60
17	NOV. 15		SAN JOSE	6-0	L	7-10-0	14	58	FEB. 14		DALLAS	5-2	W	29-25-4	62
18	NOV. 17	@	Los Angeles	1-0	W	8-10-0	16	59	FEB. 16		LOS ANGELES	4-3	W	30-25-4	64
19	NOV. 21		LOS ANGELES	4-1	W	9-10-0	18	60	FEB. 18	@	Los Angeles	4-0	W	31-25-4	66
20	NOV. 23	@	Anaheim	4-3	W	10-10-0	20	61	FEB. 19		CALGARY	4-1	L	31-26-4	66
21	NOV. 24		TORONTO	5-1	W	11-10-0	22	62	FEB. 22		COLORADO	3-2	OL	31-26-5	67
22	NOV. 28	@	Minnesota	3-1	L	11-11-0	22	63	FEB. 24		ST. LOUIS	2-0	W	32-26-5	69
23	NOV. 30	@	Chicago	6-1	L	11-12-0	22	64	FEB. 27	@	Chicago	1-0	L	32-27-5	69
24	DEC. 1	@	Detroit	3-2	L	11-13-0	22	65	FEB. 28	@	St. Louis	2-1	W	33-27-5	71
25	DEC. 3	@	Pittsburgh	3-1	L	11-14-0	22	66	MAR. 1		CALGARY	3-1	L	33-28-5	71
26	DEC. 5		LOS ANGELES	4-1	W	12-14-0	24	67	MAR. 5	@	Dallas	2-1	W	34-28-5	73
27	DEC. 7		SAN JOSE	1-0	L	12-15-0	24	68	MAR. 6		MONTREAL	4-2	L	34-29-5	73
28	DEC. 8	@	Los Angeles	4-2	W	13-15-0	26	69	MAR. 8		OTTAWA	4-2	L	34-30-5	73
29	DEC. 13	@	Ny Islanders	3-2	L	13-16-0	26	70	MAR. 11		ANAHEIM	3-2	W	35-30-5	75
30	DEC. 15	@	New Jersey	4-1	W	14-16-0	28	71	MAR. 13		VANCOUVER	2-0	W	36-30-5	77
31	DEC. 16	@	Ny Rangers	5-1	W	15-16-0	30	72	MAR. 15		EDMONTON	5-2	L	36-31-5	77
32	DEC. 18	@	Philadelphia	3-2	W	16-16-0	32	73	MAR. 17	@	Vancouver	3-1	L	36-32-5	77
33	DEC. 20	@	San Jose	3-2	W	17-16-0	34	74	MAR. 18	@	Edmonton	8-4	L	36-33-5	77
34	DEC. 22		VANCOUVER	2-1	OL	17-16-1	35	75	MAR. 20		LOS ANGELES	6-5	OL	36-33-6	78
35	DEC. 27		MINNESOTA	3-2	L	17-17-1	35	76	MAR. 22		ANAHEIM	2-1	L	36-34-6	78
36	DEC. 29		DETROIT	4-2	L	17-18-1	35	77	MAR. 25		SAN JOSE	5-4	W	37-34-6	80
37	DEC. 31		COLORADO	4-3	W	18-18-1	37	78	MAR. 27	@	Los Angeles	4-0	L	37-35-6	80
38	JAN. 2	@	Colorado	5-2	W	19-18-1	39	79	MAR. 30	@	San Jose	3-1	L	37-36-6	80
39	JAN. 3		CHICAGO	4-2	W	20-18-1	41	80	APR. 3		DALLAS	4-2	L	37-37-6	80
40	JAN. 5		ANAHEIM	3-2	W	21-18-1	43	81	APR. 4	@	Dallas	4-2	W	38-37-6	82
41	JAN. 8	@	Calgary	3-1	W	22-18-1	45	82	APR. 6	@	Anaheim	3-2	OL	38-37-7	83

36-39-7 (79 points), 4th Pacific Division

PLAYER	GP	G	A	PTS	PIM	PLAYER	GP	G	A	PTS	PIM
Shane Doan	82	31	42	73	72	*Ken Klee	68	1	10	11	24
#Olli Jokinen	57	21	21	42	49	*Petr Prucha	19	2	8	10	6
Steven Reinprecht	73	14	27	41	20	#Daniel Carcillo	54	3	7	10	174
Ed Jovanovski	82	9	27	36	106	Kevin Porter	34	5	5	10	4
Peter Mueller	72	13	23	36	24	David Hale	48	3	6	9	36
Martin Hanzal	74	11	20	31	40	Kurt Sauer	68	1	6	7	36
Keith Yandle	69	4	26	30	37	Daniel Winnik	49	3	4	7	63
Mikkel Boedker	78	11	17	28	18	*Dmitri Kalinin	15	1	3	4	6
Zbynek Michalek	82	6	21	27	28	Steven Goertzen	16	2	2	4	24
Enver Lisin	48	13	8	21	24	Joel Perrault	7	2	1	3	4
*Joakim Lindstrom	44	9	11	20	28	*Nigel Dawes	12	0	2	2	0
Kyle Turris	63	8	12	20	21	*Brandon Prust	11	0	1	1	29
*Matthew Lombardi	19	5	11	16	14	Jeff Hoggan	4	0	1	1	7
Viktor Tikhonov	61	8	8	16	20	David Schlemko	3	0	1	1	0
Todd Fedoruk	72	6	7	13	72	Brian McGrattan	5	0	0	0	22
*Scottie Upshall	19	8	5	13	26	Garth Murray	10	0	0	0	12
#Derek Morris	57	5	7	12	24	*Alexander Nikulin	1	0	0	0	0

GOALTENDER	GP	MIN	GAA	W-L-T	SO	GA	SA	SV%
Ilya Bryzgalov	65	3759	2.98	26-31-6	3	187	1994	.906
#Mikael Tellqvist	15	798	2.86	7-5-1	0	38	408	.907
Al Montoya	5	259	2.08	3-1-0	1	9	120	.925
Josh Tordjman	2	118	4.07	0-2-0	0	8	62	.871

* - Acquired during season # - Relocated during season

#	DATE	H/R	OPPONENT	SCORE	RES	RECORD	PTS	#	DATE	H/R	OPPONENT	SCORE	RES	RECORD	PTS
1	OCT. 11		COLUMBUS	3-1	W	1-0-0	2	42	JAN. 8		TAMPA BAY	3-2	W	20-17-5	45
2	OCT. 12	@	Anaheim	4-2	W	2-0-0	4	43	JAN. 10		DALLAS	1-0	W	21-17-5	47
3	OCT. 15	@	Chicago	4-1	L	2-1-0	4	44	JAN. 13	@	Minnesota	6-3	L	21-18-5	47
4	OCT. 17	@	Ottawa	6-3	L	2-2-0	4	45	JAN. 15	@	Vancouver	4-1	W	22-18-5	49
5	OCT. 18	@	Montreal	4-1	L	2-3-0	4	46	JAN. 17	@	Calgary	4-3	W	23-18-5	51
6	OCT. 23		WASHINGTON	2-1	W	3-3-0	6	47	JAN. 18	@	Edmonton	6-3	L	23-19-5	51
7	OCT. 25		CALGARY	4-1	L	3-4-0	6	48	JAN. 20		DETROIT	6-3	W	24-19-5	53
8	OCT. 30		PITTSBURGH	4-1	W	4-4-0	8	49	JAN. 27		ANAHEIM	7-3	L	24-20-5	53
9	NOV. 1		MINNESOTA	3-2	L	4-5-0	8	50	JAN. 29	@	San Jose	2-0	L	24-21-5	53
10	NOV. 4	@	Calgary	4-2	W	5-5-0	10	51	JAN. 31		BUFFALO	2-0	L	24-22-5	53
11	NOV. 6	@	Vancouver	1-0	L	5-6-0	10	52	FEB. 3	@	Nashville	2-1	L	24-23-5	53
12	NOV. 8		FLORIDA	4-1	W	6-6-0	12	53	FEB. 4	@	Detroit	5-4	L	24-24-5	53
13	NOV. 9		SAN JOSE	4-2	W	7-6-0	14	54	FEB. 7		CAROLINA	7-2	L	24-25-5	53
14	NOV. 12	@	Columbus	5-2	W	8-6-0	16	55	FEB. 11	@	Dallas	1-0	W	25-25-5	55
15	NOV. 13	@	Minnesota	4-0	L	8-7-0	16	56	FEB. 12		VANCOUVER	4-3	L	25-26-5	55
16	NOV. 15		Dallas	3-2	L	8-8-0	16	57	FEB. 14		CALGARY	7-5	L	25-27-5	55
17	NOV. 18		CHICAGO	3-2	OL	8-8-1	17	58	FEB. 16		EDMONTON	3-1	L	25-28-5	55
18	NOV. 21	@	Carolina	5-2	L	8-9-1	17	59	FEB. 19		ATLANTA	4-3	W	26-28-5	57
19	NOV. 22	@	Philadelphia	4-3	OL	8-9-2	18	60	FEB. 21	@	Los Angeles	6-3	W	27-28-5	59
20	NOV. 24	@	NY Rangers	4-1	I	8-10-2	18	61	FEB. 24	@	St. Louis	2-1	L	27-29-5	59
21	NOV. 26	@	Columbus	3-2	W	9-10-2	20	62	FEB. 26	@	Nashville	4-1	L	27-30-5	59
22	NOV. 28		COLORADO	2-1	W	10-10-2	22	63	FEB. 28		ST. LOUIS	3-1	L	27-31-5	59
23	NOV. 29		SAN JOSE	3-2	L	10-11-2	22	64	MAR. 5	@	Boston	2-1	W	28-31-5	61
24	DEC. 2		LOS ANGELES	4-2	W	11-11-2	24	65	MAR. 6	@	Buffalo	5-1	L	28-32-5	61
25	DEC. 4		TORONTO	6-3	W	12-11-2	26	66	MAR. 8	@	NY Islanders	3-2	L	28-33-5	61
26	DEC. 6	@	St. Louis	4-3	L	12-12-2	26	67	MAR. 10	@	Detroit	3-2	OL	28-33-6	62
27	DEC. 7	@	Chicago	7-1	L	12-13-2	26	68	MAR. 12	@	New Jersey	5-2	L	28-34-6	62
28	DEC. 10	@	Dallas	5-3	W	13-13-2	28	69	MAR. 14		NASHVILLE	2-0	L	28-35-6	62
29	DEC. 11		MINNESOTA	3-1	W	14-13-2	30	70	MAR. 17		SAN JOSE	4-3	W	29-35-6	64
30	DEC. 13		DETROIT	5-4	OL	14-13-3	31	71	MAR. 19		ANAHEIM	3-2	OL	29-35-7	65
31	DEC. 16	@	Dallas	2-1	OL	14-13-4	32	72	MAR. 21		VANCOUVER	5-1	W	30-35-7	67
32	DEC. 18		NASHVILLE	2-1	W	15-13-4	34	73	MAR. 22	@	Anaheim	6-2	L	30-36-7	67
33	DEC. 20		COLUMBUS	2-0	W	16-13-4	36	74	MAR. 16		EDMONTON	3-2	W	31-36-7	69
34	DEC. 22	@	Edmonton	4-2	L	16-14-4	36	75	MAR. 28	@	San Jose	3-2	L	31-37-7	69
35	DEC. 23	@	Colorado	5-4	OL	16-14-5	37	76	MAR. 30		DALLAS	6-5	W	32-37-7	71
36	DEC. 26	@	Los Angeles	2-1	W	17-14-5	39	77	APR. 1	@	Colorado	3-0	W	33-37-7	73
37	DEC. 27		LOS ANGELES	4-0	L	17-15-5	39	78	APR. 2		LOS ANGELES	2-1	W	34-37-7	75
38	DEC. 31		COLORADO	3-1	W	18-15-5	41	79	APR. 4	@	Los Angeles	6-1	L	34-38-7	75
39	JAN. 2		NY ISLANDERS	5-4	W	19-15-5	43	80	APR. 7	@	ST. LOUIS	5-1	L	34-39-7	75
40	JAN. 4	@	Anaheim	2-0	L	19-16-5	43	81	APR. 9	@	San Jose	4-1	W	35-39-7	77
41	JAN. 6		CHICAGO	6-0	L	19-17-5	43	82	APR. 11		ANAHEIM	5-4	W	36-39-7	79

50-25-7 (107 points), 2nd Pacific Division

PLAYER	GP	G	A	PTS	PIM	PLAYER	GP	G	A	PTS	PIM
Shane Doan	82	18	37	55	41	#Peter Mueller	54	4	13	17	8
Matthew Lombardi	78	19	34	53	36	Zbynek Michalek	72	3	14	17	30
Radim Vrbata	82	24	19	43	24	Jim Vandermeer	62	4	8	12	60
Keith Yandle	82	12	29	41	45	Lauri Korpikoski	71	5	6	11	16
Ed Jovanovski	66	10	24	34	55	Sami Lepisto	66	1	10	11	60
Martin Hanzal	81	11	22	33	104	Paul Bissonnette	41	3	2	5	117
Scottie Upshall	49	18	14	32	50	David Schlemko	17	1	4	5	8
Vernon Fiddler	76	8	22	30	46	*Derek Morris	18	1	3	4	11
Robert Lang	64	9	20	29	28	*Mathieu Schneider	8	0	4	4	4
Adrian Aucoin	82	8	20	28	56	Mikkel Boedker	14	1	2	3	0
Taylor Pyatt	74	12	11	23	39	*#Anders Eriksson	12	0	3	3	2
Petr Prucha	79	13	9	22	23	*Petteri Nokelainen	17	1	1	2	6
Daniel Winnik	74	4	15	19	12	Shaun Heshka	8	0	2	2	4
*Lee Stempniak	18	14	4	18	8	Joel Perrault	2	1	0	1	0
*Wojtek Wolski	18	6	12	18	6	#Kevin Porter	4	0	0	0	0

GOALTENDER	GP	MIN	GAA	W-L-T	SO	GA	SA	SV%
Ilya Bryzgalov	69	4084	2.29	42-20-6	8	156	1961	.920
Jason LaBarbera	17	927	2.13	8-5-1	0	33	927	.928

* - Acquired during season # - Relocated during season

#	DATE	H/R	OPPONENT	SCORE	RES	RECORD	PTS	#	DATE	H/R	OPPONENT	SCORE	RES	RECORD	PTS
1	OCT. 3	@	Los Angeles	6-3	W	1-0-0	2	42	DEC. 31		SAN JOSE	3-2	OL	25-13-4	54
2	OCT. 7	@	Pittsburgh	3-0	W	2-0-0	4	43	JAN. 2		DETROIT	4-1	L	25-14-4	54
3	OCT. 8	@	Buffalo	2-1	L	2-1-0	4	44	JAN. 5	@	Edmonton	5-4	W	26-14-4	56
4	OCT. 10		COLUMBUS	2-0	L	2-2-0	4	45	JAN. 7	@	Vancouver	4-0	L	26-15-4	56
5	OCT. 12	@	San Jose	1-0	W	3-2-0	6	46	JAN. 9		NY ISLANDERS	5-4	OL	26-15-5	57
6	OCT. 15		ST. LOUIS	3-2	W	4-2-0	8	47	JAN. 12		SAN JOSE	3-1	L	26-16-5	57
7	OCT. 17		BOSTON	4-1	W	5-2-0	10	48	JAN. 14		NEW JERSEY	4-3	W	27-16-5	59
8	OCT. 22		DETROIT	3-2	W	6-2-0	12	49	JAN. 16		MINNESOTA	6-4	W	28-16-5	61
9	OCT. 24		LOS ANGELES	5-3	L	6-3-0	12	50	JAN. 18		BUFFALO	7-2	L	28-17-5	61
10	OCT. 26	@	NY Rangers	5-2	L	6-4-0	12	51	JAN. 21		NASHVILLE	4-2	W	29-17-5	63
11	OCT. 28	@	Columbus	4-1	W	7-4-0	14	52	JAN. 23	@	Washington	4-2	L	29-18-5	63
12	OCT. 29	@	St. Louis	2-0	W	8-4-0	16	53	JAN. 26	@	Detroit	5-4	W	30-18-5	65
13	OCT. 31		ANAHEIM	3-2	W	9-4-0	18	54	JAN. 28		CALGARY	3-2	W	31-18-5	67
14	NOV. 2		LOS ANGELES	5-3	L	9-5-0	18	55	JAN. 30		NY RANGERS	3-2	W	32-18-5	69
15	NOV. 4	@	Colorado	4-1	L	9-6-0	18	56	JAN. 31	@	Dallas	4-2	W	33-18-5	71
16	NOV. 5		CHICAGO	3-1	W	10-6-0	20	57	FEB. 2	@	Nashville	1-0	W	34-18-5	73
17	NOV. 7	@	Anaheim	4-3	L	10-7-0	20	58	FEB. 5	@	Chicago	2-1	W	35-18-5	75
18	NOV. 12		MONTREAL	4-2	L	10-8-0	20	59	FEB. 6	@	Dallas	4-0	L	35-19-5	75
19	NOV. 14		DALLAS	3-2	W	11-8-0	22	60	FEB. 8		EDMONTON	6-1	W	36-19-5	77
20	NOV. 16		TAMPA BAY	4-1	L	11-9-0	22	61	FEB. 10	@	Minnesota	3-2	W	37-19-5	79
21	NOV. 18	@	Minnesota	3-2	W	12-9-0	24	62	FEB. 12	@	Colorado	2-1	L	37-20-5	79
22	NOV. 19	@	St. Louis	3-2	OL	12-9-1	25	63	FEB. 13		DALLAS	3-0	L	37-21-5	79
23	NOV. 21		PHILADELPHIA	3-1	W	13-9-1	27	64	MAR. 2		ST. LOUIS	5-2	L	37-22-5	79
24	NOV. 23	@	Edmonton	4-0	L	13-10-1	27	65	MAR. 4		COLORADO	3-1	W	38-22-5	81
25	NOV. 25	@	Calgary	2-1	L	13-11-1	27	66	MAR. 6		ANAHEIM	4-0	W	39-22-5	83
26	NOV. 27		DALLAS	5-2	W	14-11-1	29	67	MAR. 10		VANCOUVER	4-3	W	40-22-5	85
27	NOV. 29	@	Anaheim	3-2	W	15-11-1	31	68	MAR. 13	@	Carolina	4-0	W	41-22-5	87
28	DEC. 3		CALGARY	2-1	W	16-11-1	33	69	MAR. 14	@	Atlanta	3-2	W	42-22-5	89
29	DEC. 5		OTTAWA	3-2	W	17-11-1	35	70	MAR. 16	@	Tampa Bay	2-1	W	43-22-5	91
30	DEC. 7		MINNESOTA	2-0	W	18-11-1	37	71	MAR. 18	@	Florida	4-3	W	44-22-5	93
31	DEC. 10	@	Los Angeles	3-2	OL	18-11-2	38	72	MAR. 20		CHICAGO	5-4	W	45-22-5	95
32	DEC. 12		SAN JOSE	2-1	W	19-11-2	40	73	MAR. 21	@	Dallas	3-2	W	46-22-5	97
33	DEC. 14	@	Detroit	3-2	L	19-12-2	40	74	MAR. 23	@	Chicago	2-0	L	46-23-5	97
34	DEC. 16	@	Toronto	6-3	W	20-12-2	42	75	MAR. 25	@	Nashville	4-3	OL	46-23-6	98
35	DEC. 17	@	Columbus	2-1	W	21-12-2	44	76	MAR. 27		COLORADO	6-2	W	47-23-6	100
36	DEC. 19	@	Anaheim	4-2	L	21-13-2	44	77	MAR. 30	@	Vancouver	4-1	L	47-24-6	100
37	DEC. 21		COLUMBUS	5-2	W	22-13-2	46	78	MAR. 31	@	Calgary	2-1	L	47-25-6	100
38	DEC. 23		ANAHEIM	4-0	W	23-13-2	48	79	APR. 3		EDMONTON	3-2	W	48-25-6	102
39	DEC. 26		LOS ANGELES	3-2	W	24-13-2	50	80	APR. 7		NASHVILLE	5-2	W	49-25-6	104
40	DEC. 28	@	San Jose	3-2	OL	24-13-3	51	81	APR. 8	@	Los Angeles	3-2	W	50-25-6	106
41	DEC. 29		VANCOUVER	3-2	W	25-13-3	53	82	APR. 10	@	San Jose	3-2	OL	50-25-7	107

43-26-13 (99 points), 3rd Pacific Division

PLAYER	GP	G	A	PTS	PIM	PLAYER	GP	G	A	PTS	PIM
Shane Doan	72	20	40	60	67	Ed Jovanovski	50	5	9	14	39
Keith Yandle	82	11	48	59	68	David Schlemko	43	4	10	14	24
Ray Whitney	75	17	40	57	24	Mikkel Boedker	34	4	10	14	8
Radim Vrbata	79	19	29	48	20	#Sami Lepisto	51	4	7	11	37
Lauri Korpikoski	79	19	21	40	20	Oliver Ekman-Larsson	48	1	10	11	24
Eric Belanger	82	13	27	40	36	*Michal Rozsival	33	3	3	6	20
Lee Stempniak	82	19	19	38	19	Andrew Ebbett	33	2	3	5	4
Taylor Pyatt	76	18	13	31	27	Brett MacLean	13	2	1	3	2
#Scottie Upshall	61	16	11	27	42	Paul Bissonnette	48	1	0	1	71
Martin Hanzal	61	16	10	26	54	*Rostislav Klesla	16	1	0	1	12
Kyle Turris	65	11	14	25	16	Nolan Yonkman	16	0	1	1	39
Vernon Fiddler	71	6	16	22	46	#Petr Prucha	11	0	1	1	4
Adrian Aucoin	75	3	19	22	52	Chris Summers	2	0	0	0	4
#Wojtek Wolski	36	6	10	16	10	Ryan Hollweg	3	0	0	0	0
Derek Morris	77	5	11	16	58	Garrett Stafford	2	0	0	0	0

GOALTENDER	GP	MIN	GAA	W-L-T	SO	GA	SA	SV%
Ilya Bryzgalov	68	4059	2.48	36-20-10	7	168	2125	.921
Jason LaBarbera	17	882	3.26	7-6-3	2	48	529	.909
Matt Climie	1	32	1.88	0-0-0	0	1	16	.938

* - Acquired during season # - Relocated during season

#	DATE	H/R	OPPONENT	SCORE	RES	RECORD	PTS	#	DATE	H/R	OPPONENT	SCORE	RES	RECORD	PTS
1	OCT. 9	@	Boston	5-2	W	1-0-0	2	42	JAN. 10	@	St. Louis	4-3	W	20-13-9	49
2	OCT. 10		BOSTON	3-0	L	1-1-0	2	43	JAN. 11	@	Columbus	4-3	W	21-13-9	51
3	OCT. 16		DETROIT	2-1	OL	1-1-1	3	44	JAN. 13		TORONTO	5-1	W	22-13-9	53
4	OCT. 17	@	Anaheim	3-2	L	1-2-1	3	45	JAN. 15		ANAHEIM	6-2	W	23-13-9	55
5	OCT. 21		LOS ANGELES	4-2	W	2-2-1	5	46	JAN. 17		SAN JOSE	4-2	L	23-14-9	55
6	OCT. 23		CAROLINA	4-3	OL	2-2-2	6	47	JAN. 18		NASHVILLE	5-2	L	23-15-9	55
7	OCT. 25	@	Montreal	3-2	OL	2-2-3	7	48	JAN. 20	@	Los Angeles	2-0	W	24-15-9	57
8	OCT. 26	@	Ottawa	5-2	L	2-3-3	7	49	JAN. 22		LOS ANGELES	4-3	L	24-16-9	57
9	OCT. 28	@	Detroit	4-2	W	3-3-3	9	50	JAN. 25		EDMONTON	4-3	L	24-17-9	57
10	OCT. 30		TAMPA BAY	3-0	L	3-4-3	9	51	JAN. 26	@	Colorado	5-2	W	25-17-9	59
11	NOV. 3		NASHVILLE	4-3	W	4-4-3	11	52	FEB. 1	@	San Jose	5-3	L	25-18-9	59
12	NOV. 5	@	Dallas	6-3	L	4-5-3	11	53	FEB. 2		VANCOUVER	6-0	L	25-19-9	59
13	NOV. 6		PITTSBURGH	4-3	OL	4-5-4	12	54	FEB. 5		MINNESOTA	1-0	W	26-19-9	61
14	NOV. 8	@	Detroit	3-2	OL	4-5-5	13	55	FEB. 7		COLORADO	3-0	W	27-19-9	63
15	NOV. 10	@	Chicago	2-1	W	5-5-5	15	56	FEB. 9	@	Dallas	3-2	W	28-19-9	65
16	NOV. 12		CALGARY	5-4	W	6-5-5	17	57	FEB. 12		CHICAGO	3-2	W	29-19-9	67
17	NOV. 13		ST LOUIS	5-3	W	7-5-5	19	58	FEB. 14		WASHINGTON	3-2	W	30-19-9	69
18	NOV. 17	@	Calgary	3-1	W	8-5-5	21	59	FEB. 17		ATLANTA	4-3	W	31-19-9	71
19	NOV. 19	@	Edmonton	4-3	W	9-5-5	23	60	FEB. 19	@	Nashville	3-2	W	32-19-9	73
20	NOV. 21	@	Vancouver	3-2	W	10-5-5	25	61	FEB. 22	@	Philadelphia	3-2	W	33-19-9	75
21	NOV. 23		EDMONTON	5-0	W	11-5-5	27	62	FEB. 23	@	Tampa Bay	8-3	L	33-20-9	75
22	NOV. 27		ANAHEIM	6-4	L	11-6-5	27	63	FEB. 25	@	Columbus	5-3	L	33-21-9	75
23	NOV. 30	@	Nashville	3-0	L	11-7-5	27	64	FEB. 27	@	Chicago	4-3	OL	33-21-10	76
24	DEC. 1	@	Minnesota	4-2	W	12-7-5	29	65	MAR. 1		DALLAS	3-2	L	33-22-10	76
25	DEC. 4		FLORIDA	2-1	OL	12-7-6	30	66	MAR. 3	@	Los Angeles	1-0	L	33-23-10	76
26	DEC. 5	@	Anaheim	3-0	W	13-7-6	32	67	MAR. 5		DETROIT	5-4	W	34-23-10	78
27	DEC. 9		MINNESOTA	3-2	L	13-8-6	32	68	MAR. 8		VANCOUVER	4-3	OL	34-23-11	79
28	DEC. 11		DALLAS	5-2	W	14-8-6	34	69	MAR. 10		CALGARY	3-0	W	35-23-11	81
29	DEC. 15	@	New Jersey	3-0	L	14-9-6	34	70	MAR. 13	@	Anaheim	5-2	W	36-23-11	83
30	DEC. 16	@	NY Rangers	4-3	OL	14-9-7	35	71	MAR. 15	@	Calgary	4-3	W	37-23-11	85
31	DEC. 18	@	NY Islanders	4-3	W	15-9-7	37	72	MAR. 17	@	Edmonton	3-1	W	38-23-11	87
32	DEC. 20	@	Pittsburgh	6-1	L	15-10-7	37	73	MAR. 18	@	Vancouver	3-1	W	39-23-11	89
33	DEC. 23	@	San Jose	4-1	L	15-11-7	37	74	MAR. 20		CHICAGO	2-1	L	39-24-11	89
34	DEC. 26	@	Dallas	1-0	W	16-11-7	39	75	MAR. 22		ST. LOUIS	2-1	W	40-24-11	91
35	DEC. 28		ANAHEIM	3-1	L	16-12-7	39	76	MAR. 24		COLUMBUS	3-0	W	41-24-11	93
36	DEC. 29		LOS ANGELES	5-2	W	17-12-7	41	77	MAR. 26		SAN JOSE	4-1	L	41-25-11	93
37	DEC. 31	@	St. Louis	4-3	L	17-13-7	41	78	MAR. 29		DALLAS	2-1	W	42-25-11	95
38	JAN. 2	@	Minnesota	6-5	OL	17-13-8	42	79	APR. 1		COLORADO	4-3	OL	42-25-12	96
39	JAN. 4		COLUMBUS	4-2	W	18-13-8	44	80	APR. 6	@	Los Angeles	3-2	OL	42-25-13	97
40	JAN. 6	@	Colorado	2-0	W	19-13-8	46	81	APR. 8		SAN JOSE	4-3	W	43-25-13	99
41	JAN. 8		BUFFALO	2-1	OL	19-13-9	47	82	APR. 9	@	San Jose	3-1	L	43-26-13	107

42-27-13 (97 points), 1st Pacific Division

PLAYER	GP	G	A	PTS	PIM	PLAYER	GP	G	A	PTS	PIM
Ray Whitney	82	24	53	77	28	Michal Rozsival	54	1	12	13	34
Radim Vrbata	77	35	27	62	24	Derek Morris	59	2	9	11	38
Shane Doan	79	22	28	50	48	David Schlemko	46	1	10	11	10
Keith Yandle	82	11	32	43	51	Adrian Aucoin	64	2	7	9	42
Lauri Korpikoski	82	17	20	37	14	*David Rundblad	30	1	6	7	6
*Antoine Vermette	82	11	26	37	28	*#Cal O'Reilly	22	2	3	5	2
Martin Hanzal	64	8	26	34	63	Patrick O'Sullivan	23	2	2	4	2
Oliver Ekman-Larsson	82	13	19	32	32	Marc-Antoine Pouliot	13	0	4	4	2
Daymond Langkow	73	11	19	30	14	Michael Stone	13	1	2	3	2
Raffi Torres	79	15	11	26	83	Chris Summers	21	0	3	3	11
Mikkel Boedker	82	11	13	24	12	Paul Bissonnette	31	1	0	1	41
Boyd Gordon	75	8	15	23	10	#Petteri Nokelainen	5	0	1	1	0
Taylor Pyatt	73	9	10	19	23	Andy Miele	7	0	0	0	6
Kyle Chipchura	53	3	13	16	42	#Kyle Turris	6	0	0	0	4
*Gilbert Brule	33	5	9	14	11	Alexandre Bolduc	2	0	0	0	2
Rostislav Klesla	65	3	10	13	54	Matt Watkins	1	0	0	0	0

GOALTENDER	GP	MIN	GAA	W-L-T	SO	GA	SA	SV%
Mike Smith	67	3903	2.21	38-18-10	8	144	2066	.930
Jason LaBarbera	19	1015	2.54	3-9-3	0	43	486	.912
Curtis McElhinney	2	72	1.67	1-0-0	0	2	36	.944

* - Acquired during season # - Relocated during season

#	DATE	H/R	OPPONENT	SCORE	RES	RECORD	PTS	#	DATE	H/R	OPPONENT	SCORE	RES	RECORD	PTS
1	OCT. 8	@	San Jose	6-3	L	0-1-0	0	42	JAN. 7		N.Y. ISLANDERS	5-1	W	20-17-5	45
2	OCT. 10	@	Dallas	2-1	OL	0-1-1	1	43	JAN. 10	@	N.Y. Rangers	2-1	OL	20-17-6	46
3	OCT. 13	@	Nashville	5-2	W	1-1-1	3	44	JAN. 12	@	Detroit	3-2	OL	20-17-7	47
4	OCT. 15		WINNIPEG	4-1	W	2-1-1	5	45	JAN. 13	@	Columbus	3-2	L	20-18-7	47
5	OCT. 18		CHICAGO	5-2	L	2-2-1	5	46	JAN. 16		COLORADO	6-1	W	21-18-7	49
6	OCT. 20		LOS ANGELES	2-0	L	2-3-1	5	47	JAN. 18	@	Anaheim	6-2	L	21-19-7	49
7	OCT. 23	@	Anaheim	5-4	W	3-3-1	7	48	JAN. 19		DETROIT	3-2	OL	21-19-8	50
8	OCT. 25		DALLAS	3-2	OL	3-3-2	8	49	JAN. 21		TAMPA BAY	4-3	L	21-20-8	50
9	OCT. 27		NEW JERSEY	5-3	W	4-3-2	10	50	JAN. 24		OTTAWA	3-2	W	22-20-8	52
10	OCT. 29		LOS ANGELES	3-2	W	5-3-2	12	51	JAN. 31		ANAHEIM	4-1	L	22-21-8	52
11	NOV. 2	@	Colorado	4-1	W	6-3-2	14	52	FEB. 4		SAN JOSE	5-3	W	23-21-8	54
12	NOV. 3		NASHVILLE	3-0	L	6-4-2	14	53	FEB. 6		DETROIT	3-1	W	24-21-8	56
13	NOV. 5		EDMONTON	4-2	W	7-4-2	16	54	FEB. 7	@	Dallas	4-1	W	25-21-8	58
14	NOV. 10		MONTREAL	3-2	OL	7-4-3	17	55	FEB. 9		CALGARY	2-1	W	26-21-8	60
15	NOV. 12	@	San Jose	3-0	W	8-4-3	19	56	FEB. 11		CHICAGO	3-0	W	27-21-8	62
16	NOV. 15	@	Toronto	3-2	W	9-4-3	21	57	FEB. 13	@	Vancouver	2-1	OL	27-21-9	63
17	NOV. 17	@	Philadelphia	2-1	L	9-5-3	21	58	FEB. 16	@	Los Angeles	1-0	W	28-21-9	65
18	NOV. 19	@	Buffalo	4-2	W	10-5-3	23	59	FEB. 18		DALLAS	2-1	W	29-21-9	67
19	NOV. 21	@	Washington	4-3	L	10-6-3	23	60	FEB. 21		LOS ANGELES	5-4	W	30-21-9	69
20	NOV. 23		ANAHEIM	4-2	W	11-6-3	25	61	FEB. 23	@	Calgary	4-3	W	31-21-9	71
21	NOV. 25		VANCOUVER	5-0	L	11-7-3	25	62	FEB. 25	@	Edmonton	3-1	W	32-21-9	73
22	NOV. 26		DALLAS	3-0	W	12-7-3	27	63	FEB. 28		VANCOUVER	2-1	W	33-21-9	75
23	NOV. 29	@	Chicago	4-1	W	13-7-3	29	64	MAR. 1		CALGARY	4-2	L	33-22-9	75
24	DEC. 1	@	Winnipeg	1-0	L	13-8-3	29	65	MAR. 3		COLUMBUS	5-2	L	33-23-9	75
25	DEC. 3		PHILADELPHIA	4-2	L	13-9-3	29	66	MAR. 5	@	Pittsburgh	2-1	L	33-24-9	75
26	DEC. 5	@	Chicago	4-3	W	14-9-3	31	67	MAR. 6	@	Columbus	3-2	L	33-25-9	75
27	DEC. 6	@	Nashville	3-2	W	15-9-3	33	68	MAR. 8		MINNESOTA	3-2	OL	33-25-10	76
28	DEC. 8	@	Detroit	5-2	L	15-10-3	33	69	MAR. 10		SAN JOSE	3-0	W	34-25-10	78
29	DEC. 10		MINNESOTA	4-1	L	15-11-3	33	70	MAR. 12		NASHVILLE	5-4	OL	34-25-11	79
30	DEC. 14	@	Anaheim	4-1	L	15-12-3	33	71	MAR. 14	@	Vancouver	5-4	W	35-25-11	81
31	DEC. 15		EDMONTON	4-2	W	16-12-3	35	72	MAR. 15	@	Calgary	4-1	L	35-26-11	81
32	DEC. 17		N.Y. RANGERS	3-2	L	16-13-3	35	73	MAR. 18	@	Edmonton	3-2	W	36-26-11	83
33	DEC. 20	@	Florida	2-1	W	17-13-3	37	74	MAR. 20	@	Dallas	4-3	OL	36-26-12	84
34	DEC. 21	@	Carolina	4-3	W	18-13-3	39	75	MAR. 22		COLORADO	3-2	W	37-26-12	86
35	DEC. 23		ST. LOUIS	3-2	L	18-14-3	39	76	MAR. 24	@	San Jose	4-3	OL	37-26-13	87
36	DEC. 26	@	Los Angeles	4-3	L	18-15-3	39	77	MAR. 25		ST. LOUIS	4-0	L	37-27-13	87
37	DEC. 28		BOSTON	2-1	OL	18-15-4	40	78	MAR. 29		SAN JOSE	2-0	W	38-27-13	89
38	DEC. 29	@	Colorado	3-2	L	18-16-4	40	79	MAR. 31		ANAHEIM	4-0	W	39-27-13	91
39	DEC. 31	@	Minnesota	4-2	W	19-16-4	42	80	APR. 3		COLUMBUS	2-0	W	40-27-13	93
40	JAN. 3	@	St. Louis	4-1	L	19-17-4	42	81	APR. 6	@	St. Louis	4-1	W	41-27-13	95
41	JAN. 5	@	Los Angeles	1-0	OL	19-17-5	43	82	APR. 7	@	Minnesota	4-1	W	42-27-13	97

21-18-9 (51 points), 4th Pacific Division

PLAYER	GP	G	A	PTS	PIM	PLAYER	GP	G	A	PTS	PIM
Keith Yandle	48	10	20	30	54	Derek Morris	39	0	11	11	36
Radim Vrbata	34	12	16	28	14	Michael Stone	40	5	4	9	16
Shane Doan	48	13	14	27	37	#Matthew Lombardi	21	4	4	8	4
Mikkel Boedker	48	7	19	26	12	Rostislav Klesla	38	2	6	8	22
Oliver Ekman-Larsson	48	3	21	24	26	Nick Johnson	17	4	2	6	0
Martin Hanzal	39	11	12	23	24	David Schlemko	30	1	5	6	12
Antoine Vermette	48	13	8	21	36	Paul Bissonnette	28	0	6	6	36
David Moss	45	5	15	20	21	Chris Conner	12	1	1	2	2
Kyle Chipchura	46	5	9	14	50	Zbynek Michalek	34	0	2	2	14
Boyd Gordon	48	4	10	14	8	David Rundblad	8	0	1	1	0
#Raffi Torres	28	5	7	12	13	Chris Brown	5	0	0	0	2
#Steve Sullivan	33	5	7	12	20	Alexandre Bolduc	14	0	0	0	2
Lauri Korpikoski	36	6	5	11	12	Chris Summers	6	0	0	0	9
Rob Klinkhammer	22	5	6	11	10	Andy Miele	1	0	0	0	0

GOALTENDER	GP	MIN	GAA	W-L-T	SO	GA	SA	SV%
Mike Smith	34	1,955	2.58	15-12-5	5	84	938	.910
Jason LaBarbera	15	725	2.64	4-6-2	0	32	418	.923
Chad Johnson	4	246	1.21	2-0-2	1	5	108	.954

* - Acquired during season, # - Relocated during season

#	DATE	H/R	OPPONENT	SCORE	RES	RECORD	PTS	#	DATE	H/R	OPPONENT	SCORE	RES	RECORD	PTS
1	JAN. 19	@	Dallas	4-3	L	0-1-0		25	MAR. 9		DALLAS	2-1	W	12-10-3	27
2	JAN. 20		CHICAGO	6-4	L	0-2-0		26	MAR. 12		LOS ANGELES	5-2	W	13-10-3	29
3	JAN. 23		COLUMBUS	5-1	W	1-2-0	2	27	MAR. 14	@	St. Louis	3-0	L	13-11-3	
4	JAN. 24	@	San Jose	5-3	L	1-3-0		28	MAR. 16	@	Columbus	1-0	OL	13-11-4	30
5	JAN. 26		LOS ANGELES	4-2	L	1-4-0		29	MAR. 18	@	Los Angeles	4-0	L	13-12-4	
6	JAN. 28		NASHVILLE	4-0	W	2-4-0	4	30	MAR. 19	@	Los Angeles	3-2	L	13-13-4	
7	JAN. 30		EDMONTON	2-1	OL	2-4-1	5	31	MAR. 21		VANCOUVER	2-1	L	13-14-4	
8	FEB. 1	@	Dallas	4-3	OL	2-4-2	6	32	MAR. 25		DETROIT	3-2	L	13-15-4	
9	FEB. 2		DALLAS	2-0	W	3-4-2	8	33	MAR. 27	@	Minnesota	4-3	OL	13-15-5	31
10	FEB. 4		MINNESTOA	2-1	W	4-4-2	10	34	MAR. 28	@	Nashville	7-4	W	14-15-5	33
11	FEB. 7		CHICAGO	6-2	L	4-5-2		35	MAR. 30	@	San Jose	3-2	OL	14-15-6	34
12	FEB. 9	@	San Jose	1-0	W	5-5-2	12	36	APR. 2		LOS ANGELES	3-1	W	15-15-6	36
13	FEB. 11	@	Colorado	3-2	W	6-5-2	14	37	APR. 4		DETROIT	4-2	W	16-15-6	38
14	FEB. 14	@	Nashville	3-0	L	6-6-2		38	APR. 6		COLORADO	4-0	W	17-15-6	40
15	FEB. 16		COLUMBUS	5-3	W	7-6-2	16	39	APR. 8	@	Vancouver	2-0	L	17-16-6	
16	FEB. 18		CALGARY	4-0	W	8-6-2	18	40	APR. 10	@	Edmonton	3-1	W	18-16-6	42
17	FEB. 23	@	Edmonton	3-2	OL	8-6-3	19	41	APR. 12	@	Calgary	3-2	OL	18-16-7	43
18	FEB. 24	@	Calgary	5-4	L	8-7-3		42	APR. 15		SAN JOSE	4-0	L	18-17-7	
19	FEB. 26	@	Vancouver	4-2	W	9-7-3	21	43	APR. 18	@	St. Louis	2-1	OL	18-17-8	44
20	FEB. 28		MINNESOTA	4-3	L	9-8-3		44	APR. 20	@	Chicago	3-2	W	19-17-8	46
21	MAR. 2		ANAHEIM	5-4	W	10-8-3	23	45	APR. 22	@	Detroit	4-0	L	19-18-8	
22	MAR. 4		ANAHEIM	5-4	W	11-8-3	25	46	APR. 24		SAN JOSE	2-1	W	20-18-8	48
23	MAR. 6	@	Anaheim	2-0	L	11-9-3		47	APR. 26		COLORADO	5-4	OL	20-18-9	49
24	MAR. 7		ST. LOUIS	6-3	L	11-10-3		48	APR. 27	@	Anaheim	5-3	W	21-18-9	51

37-30-15 (89 points), 4th Pacific Division

PLAYER	GP	G	A	PTS	PIM
Keith Yandle	82	8	45	53	63
Radim Vrbata	80	20	31	51	22
Mikkel Boedker	82	19	32	51	20
Shane Doan	69	23	24	47	34
Mike Ribeiro	80	16	31	47	52
Antoine Vermette	82	24	21	45	44
Oliver Ekman-Larsson	80	15	29	44	50
Martin Hanzal	65	15	25	40	73
Lauri Korpikoski	64	9	16	25	24
David Moss	79	8	14	22	18
Michael Stone	70	8	13	21	38
Rob Klinkhammer	72	11	9	20	19
Kyle Chipchura	80	5	15	20	45
Derek Morris	63	5	12	17	41
Jeff Halpern	69	5	7	12	24
Zbynek Michalek	59	2	8	10	24

PLAYER	GP	G	A	PTS	PIM
David Schlemko	48	1	8	9	18
Tim Kennedy	37	2	6	8	4
Paul Bissonnette	39	2	6	8	53
Connor Murphy	30	1	7	8	10
Brandon McMillan	22	2	4	6	4
* Martin Erat	17	2	3	5	6
# Rostislav Klesla	25	1	3	4	24
Jordan Szwarz	26	3	0	3	19
Chris Summers	18	2	1	3	15
Andy Miele	7	0	2	2	5
# David Rundblad	12	0	1	1	6
# Chris Brown	6	0	0	0	17
Brandon Gormley	5	0	0	0	2
Brandon Yip	2	0	0	0	0
# Gilbert Brule	3	0	0	0	2
Lucas Lessio	3	0	0	0	2

GOALTENDER	GP	MIN	GAA	W-L-T	SO	GA	SA	SV%
Mike Smith	62	3,609	2.64	27-21-10	3	159	1871	.915
Thomas Greiss	25	1,312	2.29	10-8-5	2	50	626	.920
Mark Visentin	1	58	3.05	0-1-0	0	3	32	.906

* - Acquired during season # - Relocated during season

#	DATE	H/R	OPPONENT	SCORE	RES	RECORD	PTS	#	DATE	H/R	OPPONENT	SCORE	RES	RECORD	PTS
1	OCT. 3		NY RANGERS	4-1	W	1-0-0	2	42	JAN. 7		CALGARY	6-0	W	21-12-9	51
2	OCT. 5	@	San Jose	4-1	L	1-1-0		43	JAN. 9		MINNESOTA	4-1	L	21-13-9	
3	OCT. 8	@	NY Islanders	6-1	L	1-2-0		44	JAN. 11		ANAHEIM	5-3	L	21-14-9	
4	OCT. 10	@	Detroit	4-2	W	2-2-0	4	45	JAN. 13	@	Winnipeg	5-1	L	21-15-9	
5	OCT. 11	@	Philadelphia	2-1	W	3-2-0	6	46	JAN. 14	@	St. Louis	2-1	L	21-16-9	
6	OCT. 13	@	Carolina	5-3	W	4-2-0	8	47	JAN. 16		VANCOUVER	1-0	W	22-16-9	53
7	OCT. 15		OTTAWA	4-3	OL	4-2-1	9	48	JAN. 18		NEW JERSEY	3-2	W	23-16-8	55
8	OCT. 18	@	Anaheim	3-2	OL	4-2-2	10	49	JAN. 20		TORONTO	4-2	L	23-17-9	
9	OCT. 19		DETROIT	5-2	W	5-2-2	12	50	JAN. 22	@	Calgary	3-2	L	23-18-9	
10	OCT. 22		CALGARY	4-2	W	6-2-2	14	51	JAN. 24	@	Edmonton	4-3	W	24-18-9	57
11	OCT. 24	@	Los Angeles	7-4	L	6-3-2		52	JAN. 26	@	Vancouver	5-4	OL	24-18-10	58
12	OCT. 26		EDMONTON	5-4	W	7-3-2	16	53	JAN. 28		LOS ANGELES	3-0	W	25-18-10	60
13	OCT. 29		LOS ANGELES	3-1	W	8-3-2	18	54	JAN. 30		BUFFALO	3-2	L	25-19-10	
14	OCT. 31		NASHVILLE	5-4	W	9-3-2	20	55	FEB. 1		PITTSBURGH	3-1	W	26-19-10	62
15	NOV. 2	@	San Jose	3-2	W	10-3-2	22	56	FEB. 4		DALLAS	3-1	L	26-20-10	
16	NOV. 5		VANCOUVER	3-2	W	11-3-2	24	57	FEB. 7		CHICAGO	2-0	W	27-20-10	64
17	NOV. 6	@	Anaheim	5-2	L	11-4-2		58	FEB. 8	@	Dallas	2-1	L	27-21-10	
18	NOV. 9		WASHINGTON	4-3	W	12-4-2	26	59	FEB. 27	@	Winnipeg	3-2	OL	27-21-11	65
19	NOV. 12	@	St. Louis	3-2	W	13-4-2	28	60	FEB. 28	@	Colorado	4-2	L	27-22-11	
20	NOV. 14	@	Chicago	5-4	OL	13-4-3	29	61	MAR. 2		ST. LOUIS	4-2	L	27-23-11	
21	NOV. 16		TAMPA BAY	6-3	W	14-4-3	31	62	MAR. 4		VANCOUVER	1-0	W	28-23-11	67
22	NOV. 21		COLORADO	4-3	OL	14-4-4	32	63	MAR. 6		MONTREAL	5-2	W	29-23-11	69
23	NOV. 23		ANAHEIM	4-2	L	14-5-4		64	MAR. 8	@	Washington	3-2	L	29-24-11	
24	NOV. 25	@	Nashville	4-2	L	14-6-4		65	MAR. 10	@	Tampa Bay	4-3	W	30-24-11	71
25	NOV. 27	@	Minnesota	3-1	W	15-6-4	34	66	MAR. 11	@	Florida	3-1	W	31-24-11	73
26	NOV. 30		CHICAGO	5-2	L	15-7-4		67	MAR. 13	@	Boston	2-1	L	31-25-11	
27	DEC. 3	@	Edmonton	6-2	W	16-7-4	36	68	MAR. 15		CALGARY	3-2	W	32-25-11	75
28	DEC. 4	@	Calgary	4-1	L	16-8-4		69	MAR. 17	@	Los Angeles	4-3	W	33-25-11	77
29	DEC. 6	@	Vancouver	3-2	OL	16-8-5	37	70	MAR. 20		FLORIDA	2-1	W	34-25-11	79
30	DEC. 10	@	Colorado	3-1	W	17-8-5	39	71	MAR. 22		BOSTON	4-2	L	34-26-11	
31	DEC. 12		NY ISLANDERS	6-3	W	18-8-5	41	72	MAR. 24	@	NY Rangers	4-3	OL	34-26-12	80
32	DEC. 14		CAROLINA	3-1	L	18-9-5		73	MAR. 25	@	Pittsburgh	3-2	W	35-26-12	82
33	DEC. 17	@	Montreal	3-1	L	18-10-5		74	MAR. 27	@	New Jersey	3-2	W	36-26-12	84
34	DEC. 19	@	Toronto	2-1	OL	18-10-6	42	75	MAR. 29		MINNESOTA	3-1	L	36-27-12	
35	DEC. 21	@	Ottawa	4-3	W	19-10-6	44	76	APR. 1		WINNIPEG	2-1	OL	36-27-13	85
36	DEC. 23	@	Buffalo	2-1	OL	19-10-7	45	77	APR. 2	@	Los Angeles	4-0	L	36-28-13	
37	DEC. 27		SAN JOSE	4-3	OL	19-10-8	46	78	APR. 4		EDMONTON	3-2	OL	36-28-14	86
38	DEC. 28	@	Anaheim	3-2	OL	19-10-9	47	79	APR. 8	@	Columbus	4-3	OL	36-28-15	87
39	DEC. 31		EDMONTON	4-3	W	20-10-9	49	80	APR. 10	@	Nashville	2-0	L	36-29-15	
40	JAN. 2		COLUMBUS	2-0	L	20-11-9		81	APR. 12		SAN JOSE	3-2	L	36-30-15	
41	JAN. 4		PHILADELPHIA	5-3	L	20-12-9		82	APR. 13		DALLAS	2-1	W	37-30-15	89

24-50-8 (56 points), 7th Pacific Division

PLAYER	GP	G	A	PTS	PIM	PLAYER	GP	G	A	PTS	PIM
Oliver Ekman-Larsson	82	23	20	43	40	* John Moore	19	1	4	5	11
Sam Gagner	81	15	26	41	28	Brandon Gormley	27	2	2	4	10
# Keith Yandle	63	4	37	41	32	# David Schlemko	20	1	3	4	4
Shane Doan	79	14	22	36	65	* Craig Cunningham	19	1	3	4	2
# Antoine Vermette	63	13	22	35	34	# Rob Klunkhammer	19	3	0	3	4
Martin Erat	79	9	23	32	48	# Brandon McMillan	50	1	2	3	16
Mikkel Boedker	45	14	14	28	6	* Klas Dahlbeck	19	0	3	3	6
Martin Hanzal	37	8	16	24	31	# Chris Summers	17	0	3	3	8
Tobias Rieder	72	13	8	21	14	* Tye McGinn	18	1	1	2	10
Lauri Korpikoski	69	6	15	21	12	Jordan Szwarz	9	1	0	1	2
Michael Stone	81	3	15	18	60	Justin Hodgman	5	1	0	1	2
* Mark Arcobello	27	9	7	16	6	Jordan Martinook	8	0	1	1	0
Kyle Chipchura	70	4	10	14	82	Brendan Shinnimin	12	0	1	1	8
David Moss	60	4	8	12	24	Andrew Campbell	33	0	1	1	10
Joe Vitale	70	3	6	9	36	* Philip Samuelsson	4	0	0	0	0
# Zbynek Michalek	53	2	6	8	12	Dylan Reese	1	0	0	0	0
Connor Murphy	73	4	3	7	42	Henrik Samuelsson	3	0	0	0	2
B.J. Crombeen	58	3	3	6	79	Alexandre Bolduc	3	0	0	0	2
Lucas Lessio	26	2	3	5	8	Tyler Gaudet	2	0	0	0	0

GOALTENDER	GP	MIN	GAA	W-L-T	SO	GA	SA	SV%
Mike Smith	62	3,555	3.16	14-42-5	0	187	1955	.904
Devan Dubnyk	19	1,034	2.72	9-5-2	1	47	561	.916
Louis Domingue	7	307	2.73	1-2-1	0	14	158	.911
Mike McKenna	1	60	5.00	0-1-0	0	5	34	.853

* - Acquired during season, # - Relocated during season

#	DATE	H/R	OPPONENT	SCORE	RES	RECORD	PTS	#	DATE	H/R	OPPONENT	SCORE	RES	RECORD	PTS
1	OCT. 9		WINNIPEG	6-2	L	0-1-0		42	JAN. 13		SAN JOSE	3-2	L	16-22-4	
2	OCT. 11		LOS ANGELES	3-2	W	1-1-0	2	43	JAN. 15		CALGARY	4-1	L	16-23-4	
3	OCT. 15		EDMONTON	7-4	W	2-1-0	4	44	JAN. 17	@	Minnesota	3-1	L	16-24-4	
4	OCT. 18		ST. LOUIS	6-1	L	2-2-0		45	JAN. 18	@	Winnipeg	4-3	OL	16-24-5	37
5	OCT. 21	@	Nashville	4-3	OL	2-2-1	5	46	JAN. 20	@	Chicago	6-1	L	16-25-5	
6	OCT. 23	@	Minnesota	2-0	L	2-3-1		47	JAN. 27	@	Philadelphia	4-3	OL	16-25-6	38
7	OCT. 25		FLORIDA	2-1	W	3-3-1	7	48	JAN. 29	@	Toronto	3-1	W	17-25-6	40
8	OCT. 28	@	Tampa Bay	7-3	L	3-4-1		49	JAN. 31	@	Ottawa	7-2	L	17-26-6	
9	OCT. 30	@	Florida	2-1	L	3-5-1		50	FEB. 1	@	Montreal	3-2	W	18-26-6	42
10	NOV. 1	@	Carolina	3-0	L	3-6-1		51	FEB. 3	@	Columbus	4-1	W	19-26-6	44
11	NOV. 2	@	Washington	6-5	W	4-6-1	9	52	FEB. 5		CAROLINA	2-1	OL	19-26-7	45
12	NOV. 4		TORONTO	3-2	W	5-6-1	11	53	FEB. 7		DETROIT	3-1	L	19-27-7	
13	NOV. 7	@	Anaheim	3-2	W	6-6-1	13	54	FEB. 9	@	Chicago	3-2	W	20-27-7	47
14	NOV. 8		NY ISLANDERS	1-0	L	6-7-1		55	FEB. 10	@	St. Louis	2-1	L	20-28-7	
15	NOV. 11		DALLAS	4-3	L	6-8-1		56	FEB. 13		SAN JOSE	4-2	L	20-29-7	
16	NOV. 13	@	Calgary	5-3	L	6-9-1		57	FEB. 14		NY RANGERS	5-1	L	20-30-7	
17	NOV. 14	@	Vancouver	5-0	W	7-9-1	15	58	FEB. 16	@	Colorado	5-2	L	20-31-7	
18	NOV. 16	@	Edmonton	2-1	W	8-9-1	17	59	FEB. 21		TAMPA BAY	4-2	L	20-32-7	
19	NOV. 18		WASHINGTON	2-1	OL	8-9-2	18	60	FEB. 23	@	New Jersey	3-0	L	20-33-7	
20	NOV. 20	@	Dallas	3-1	L	8-10-2		61	FEB. 24	@	NY Islanders	5-1	L	20-34-7	
21	NOV. 22	@	San Jose	4-3	W	9-10-2	20	62	FEB. 26	@	NY Rangers	4-3	L	20-35-7	
22	NOV. 23	@	Anaheim	2-1	L	9-11-2		63	FEB. 28	@	Boston	4-1	L	20-36-7	
23	NOV. 25		COLORADO	4-3	OL	9-11-3	21	64	MAR. 3		ANAHEIM	4-1	L	20-37-7	
24	NOV. 29		CALGARY	3-0	L	9-12-3		65	MAR. 5		VANCOUVER	3-2	W	21-37-7	49
25	DEC. 1	@	Edmonton	5-2	W	10-12-3	23	66	MAR. 7		MONTREAL	2-0	L	21-38-7	
26	DEC. 2	@	Calgary	5-2	L	10-13-3		67	MAR. 9		NASHVILLE	2-1	OL	21-38-8	50
27	DEC. 4		LOS ANGELES	4-0	L	10-14-3		68	MAR. 12		CHICAGO	2-1	L	21-39-8	
28	DEC. 6		BOSTON	5-2	L	10-15-3		69	MAR. 14		NEW JERSEY	4-1	L	21-40-8	
29	DEC. 11		NASHVILLE	5-1	L	10-16-3		70	MAR. 16	@	Los Angeles	1-0	L	21-41-8	
30	DEC. 13		MINNESOTA	4-3	OL	10-16-4	24	71	MAR. 19		COLORADO	5-2	L	21-42-8	
31	DEC. 16		EDMONTON	2-1	W	11-16-4	26	72	MAR. 21		PITTSBURGH	3-1	L	21-43-8	
32	DEC. 20	@	Los Angeles	4-2	L	11-17-4		73	MAR. 22		VANCOUVER	3-1	L	21-44-8	
33	DEC. 22	@	Vancouver	7-1	L	11-18-4		74	MAR. 24	@	Detroit	5-4	W	22-44-8	52
34	DEC. 23	@	Edmonton	5-1	W	12-18-4	28	75	MAR. 26	@	Buffalo	4-3	W	23-44-8	54
35	DEC. 27		ANAHEIM	2-1	W	13-18-4	30	76	MAR. 28	@	Pittsburgh	3-2	L	23-45-8	
36	DEC. 29		PHILADELPHIA	4-2	W	14-18-4	32	77	MAR. 30		BUFFALO	4-1	L	23-46-8	
37	DEC. 31	@	Dallas	6-0	L	14-19-4		78	APR. 3	@	San Jose	3-1	L	23-47-8	
38	JAN. 3		COLUMBUS	6-3	W	15-19-4	34	79	APR. 4		SAN JOSE	5-3	W	24-47-8	56
39	JAN. 6		ST. LOUIS	6-0	L	15-20-4		80	APR. 7	@	Calgary	3-2	L	24-48-8	
40	JAN. 8		WINNIPEG	4-1	W	16-20-4	36	81	APR. 9	@	Vancouver	5-0	L	24-49-8	
41	JAN. 10		OTTAWA	5-1	L	16-21-4		82	APR. 11		ANAHEIM	2-1	L	24-50-8	

35-39-8 (78 points), 4th Pacific Division

PLAYER	GP	G	A	PTS	PIM	PLAYER	GP	G	A	PTS	PIM
Oliver Ekman-Larsson	75	21	34	55	96	Klas Dahlbeck	71	2	6	8	28
Max Domi	81	18	34	52	72	Nicklas Grossmann	58	3	4	7	24
Shane Doan	72	28	19	47	98	Zbynek Michalek	70	2	5	7	20
Anthony Duclair	81	20	24	44	49	*Viktor Tikhonov	39	3	3	6	14
Martin Hanzal	64	13	28	41	77	Steve Downie	26	3	3	6	53
#Mikkel Boedker	62	13	26	39	10	#Stefan Elliott	19	2	4	6	4
Antoine Vermette	76	17	21	38	93	Boyd Gordon	65	2	2	4	10
Tobias Rieder	82	14	23	37	10	Tyler Gaudet	14	1	2	3	0
Michael Stone	75	6	30	36	62	#Dustin Jeffrey	7	1	1	2	2
Brad Richardson	82	11	20	31	46	*Jiri Sekac	11	0	2	2	10
Jordan Martinook	81	9	15	24	18	Laurent Dauphin	8	1	0	1	4
Connor Murphy	78	6	11	17	48	Sergei Plotnikov	13	0	1	1	4
*Alex Tanguay	18	4	9	13	8	#John Scott	11	0	1	1	25
Kyle Chipchura	70	4	8	12	38	Craig Cunningham	10	0	1	1	2
*Kevin Connauton	38	4	5	9	39	*Christian Thomas	1	0	0	0	0

GOALTENDER	GP	MIN	GAA	W-L-T	SO	GA	SA	SV%
Mike Smith	32	1,753:30	2.63	14-13-2	3	77	921	.916
Louis Domingue	39	2,206:04	2.75	9-18-5	2	101	1142	.912
Anders Lindback	19	906:08	3.11	1-7-1	0	47	443	.894
Niklas Treutle	2	49:42	6.00	0-1-0	0	5	20	.75

* - Acquired during season
- Relocated during season

#	DATE	H/R	OPPONENT	SCORE	RES	RECORD	PTS	#	DATE	H/R	OPPONENT	SCORE	RES	RECORD	PTS
1	OCT. 9	@	Los Angeles	4-1	W	1-0-0	2	42	JAN. 12		EDMONTON	4-3	W	22-16-4	48
2	OCT. 10		PITTSBURGH	2-1	W	2-0-0	4	43	JAN. 14		DETROIT	3-2	OL	22-16-5	49
3	OCT. 14	@	Anaheim	4-0	W	3-0-0	6	44	JAN. 16		NEW JERSEY	2-0	L	22-17-5	
4	OCT. 15		MINNESOTA	4-3	L	3-1-0		45	JAN. 18		BUFFALO	2-1	L	22-18-5	
5	OCT. 17		BOSTON	5-3	L	3-2-0		46	JAN. 21		SAN JOSE	3-1	L	22-19-5	
6	OCT. 20	@	New Jersey	3-2	OL	3-2-1	7	47	JAN. 23		LOS ANGELES	3-2	W	23-19-5	51
7	OCT. 22	@	NY Rangers	4-1	L	3-3-1		48	JAN. 25	@	Minnesota	2-1	W	24-19-5	53
8	OCT. 24	@	Ottawa	4-1	W	4-3-1	9	49	JAN. 26	@	Winnipeg	5-2	L	24-20-5	
9	OCT. 26	@	Toronto	4-3	W	5-3-1	11	50	FEB. 2		LOS ANGELES	6-2	L	24-21-5	
10	OCT. 27	@	Boston	6-0	L	5-4-1		51	FEB. 4		CHICAGO	5-4	OL	24-21-6	54
11	OCT. 30		VANCOUVER	4-3	L	5-5-1		52	FEB. 5	@	Anaheim	5-2	L	24-22-6	
12	NOV. 5		COLORADO	4-2	W	6-5-1	13	53	FEB. 10		VANCOUVER	2-1	L	24-23-6	
13	NOV. 7		NY RANGERS	4-1	L	6-6-1		54	FEB. 12		CALGARY	4-1	W	25-23-6	56
14	NOV. 9	@	Anaheim	4-3	W	7-6-1	15	55	FEB. 13	@	San Jose	4-1	L	25-24-6	
15	NOV. 10	@	Los Angeles	3-2	W	8-6-1	17	56	FEB. 15		MONTREAL	6-2	W	26-24-6	58
16	NOV. 12		EDMONTON	4-1	W	9-6-1	19	57	FEB. 18		DALLAS	6-3	W	27-24-6	60
17	NOV. 14	@	Columbus	5-2	L	9-7-1		58	FEB. 20		ST. LOUIS	6-4	L	27-25-6	
18	NOV. 16	@	NY Islanders	5-2	L	9-8-1		59	FEB. 22	@	Washington	3-2	L	27-26-6	
19	NOV. 19	@	Montreal	3-2	W	10-8-1	21	60	FEB. 23	@	Tampa Bay	2-1	L	27-27-6	
20	NOV. 21	@	Winnipeg	3-2	L	10-9-1		61	FEB. 25	@	Florida	3-2	L	27-28-6	
21	NOV. 25		ANAHEIM	4-2	W	11-9-1	23	62	FEB. 27	@	Philadelphia	4-2	L	27-29-6	
22	NOV. 27		CALGARY	2-1	W	12-9-1	25	63	FEB. 29	@	Pittsburgh	6-0	L	27-30-6	
23	NOV. 28		OTTAWA	4-3	W	13-9-1	27	64	MAR. 3		ANAHEIM	5-1	L	27-31-6	
24	DEC. 1	@	Nashville	5-2	L	13-10-1		65	MAR. 5		FLORIDA	5-1	W	28-31-6	62
25	DEC. 3	@	Detroit	5-1	L	13-11-1		66	MAR. 7	@	Colorado	3-1	L	28-32-6	
26	DEC. 4	@	Buffalo	5-2	L	13-12-1		67	MAR. 9	@	Vancouver	3-2	OL	28-32-7	63
27	DEC. 6	@	Carolina	5-4	L	13-13-1		68	MAR. 11	@	Calgary	4-1	W	29-32-7	65
28	DEC. 8	@	St. Louis	4-1	L	13-14-1		69	MAR. 12	@	Edmonton	4-0	W	30-32-7	67
29	DEC. 11		MINNESOTA	2-1	W	14-14-1	29	70	MAR. 17		SAN JOSE	3-1	W	31-32-7	69
30	DEC. 12		CAROLINA	5-4	OL	14-14-2	30	71	MAR. 19		TAMPA BAY	2-0	L	31-33-7	
31	DEC. 17		COLUMBUS	7-5	L	14-15-2		72	MAR. 20	@	San Jose	3-0	L	31-34-7	
32	DEC. 19		NY ISLANDERS	1-0	W	15-15-2	32	73	MAR. 22		EDMONTON	4-2	W	32-34-7	71
33	DEC. 22		TORONTO	3-2	W	16-15-2	34	74	MAR. 24		DALLAS	3-1	W	33-34-7	73
34	DEC. 26		LOS ANGELES	4-3	OL	16-15-3	35	75	MAR. 26		PHILADELPHIA	2-1	W	34-34-7	75
35	DEC. 27	@	Colorado	2-1	W	17-15-3	37	76	MAR. 28		CALGARY	5-2	L	34-35-7	
36	DEC. 29		CHICAGO	7-5	L	17-16-3		77	MAR. 31	@	Dallas	4-1	L	34-36-7	
37	DEC. 31		WINNIPEG	4-2	W	18-16-3	39	78	APR. 2		WASHINGTON	3-0	W	35-36-7	77
38	JAN. 2	@	Edmonton	4-3	OL	18-16-4	40	79	APR. 4	@	St. Louis	5-2	L	35-37-7	
39	JAN. 4	@	Vancouver	3-2	W	19-16-4	42	80	APR. 5	@	Chicago	6-2	L	35-38-7	
40	JAN. 7	@	Calgary	2-1	W	20-16-4	44	81	APR. 7	@	Nashville	3-2	OL	35-38-8	78
41	JAN. 9		NASHVILLE	4-0	W	21-16-4	46	82	APR. 9	@	San Jose	1-0	L	35-39-8	

30-42-10 (70 points), 6th Pacific Division

PLAYER	GP	G	A	PTS	PIM	PLAYER	GP	G	A	PTS	PIM
Radim Vrbata	81	20	35	55	16	#Ryan White	46	7	6	13	70
Oliver Ekman-Larsson	79	12	27	39	48	Lawson Crouse	72	5	7	12	48
Max Domi	59	9	29	38	40	*Peter Holland	40	5	6	11	18
Alex Goligoski	82	6	30	36	28	*Josh Jooris	42	3	7	10	10
Tobias Rieder	80	16	18	34	6	Brad Richardson	16	5	4	9	15
Christian Dvorak	78	15	18	33	22	# Michael Stone	45	1	8	9	12
Shane Doan	74	6	21	27	48	Luke Schenn	78	1	7	8	85
# Martin Hanzal	51	16	10	26	43	Christian Fischer	7	3	0	3	0
Jordan Martinook	77	11	14	25	40	Laurent Dauphin	24	2	1	3	12
Brendan Perlini	57	14	7	21	20	Clayton Keller	3	0	2	2	0
Jakob Chychrun	68	7	13	20	47	*Teemu Pulkkinen	4	1	0	1	4
Jamie McGinn	72	9	8	17	23	Dylan Strome	7	0	1	1	4
Connor Murphy	77	2	15	17	45	Kevin Connauton	24	0	1	1	24
Anthony Duclair	58	5	10	15	14	Tyler Gaudet	4	0	1	1	0
Anthony DeAngelo	39	5	9	14	37	Jamie McBain	3	0	0	0	0
*Alexander Burmistrov	26	5	9	14	6	Zbynek Michalek	3	0	0	0	0

GOALTENDER	GP	MIN	GAA	W-L-T	SO	GA	SA	SV%
Mike Smith	55	3,202	2.92	19-26-9	3	156	1819	.914
Louis Domingue	31	1,598	3.08	11-15-1	0	82	888	.908
# Justin Peters	3	132	3.16	0-1-0	0	7	70	.900
Marek Langhamer	1	15	3.75	0-0-0	0	1	8	.875

* - Acquired during season
 # - Relocated during season

#	DATE	H/R	OPPONENT	SCORE	RES	RECORD	PTS	#	DATE	H/R	OPPONENT	SCORE	RES	RECORD	PTS
1	OCT. 15		PHILADELPHIA	4-3	W	1-0-0	2	42	JAN. 14		ANAHEIM	3-0	L	13-23-6	
2	OCT. 18	@	Ottawa	7-4	L	1-1-0		43	JAN. 16	@	Edmonton	3-1	L	13-24-6	
3	OCT. 20	@	Montreal	5-2	L	1-2-0		44	JAN. 18	@	Winnipeg	6-3	L	13-25-6	
4	OCT. 21	@	NY Islanders	3-2	L	1-3-0		45	JAN. 19	@	Minnesota	4-3	L	13-26-6	
5	OCT. 23	@	NY Rangers	3-2	L	1-4-0		46	JAN. 21		TAMPA BAY	5-3	W	14-26-6	34
6	OCT. 25	@	New Jersey	5-3	L	1-5-0		47	JAN. 23		FLORIDA	3-2	W	15-26-6	36
7	OCT. 27	@	Philadelphia	5-4	W	2-5-0	4	48	JAN. 26		VANCOUVER	3-0	W	16-26-6	38
8	OCT. 29		COLORADO	3-2	L	2-6-0		49	JAN. 31		LOS ANGELES	3-2	L	16-27-6	
9	NOV. 1		SAN JOSE	3-2	W	3-6-0	6	50	FEB. 2		CHICAGO	4-3	L	16-28-6	
10	NOV. 3		NASHVILLE	3-2	W	4-6-0	8	51	FEB. 4	@	San Jose	3-2	W	17-28-6	40
11	NOV. 4	@	Anaheim	5-1	L	4-7-0		52	FEB. 9		MONTREAL	5-4	OL	17-28-7	41
12	NOV. 8	@	COLORADO	4-2	W	5-7-0	10	53	FEB. 11		PITTSBURGH	4-3	W	18-28-7	43
13	NOV. 10		WINNIPEG	3-2	L	5-8-0		54	FEB. 13	@	Calgary	5-0	W	19-28-7	45
14	NOV. 12		BOSTON	2-1	L	5-9-0		55	FEB. 14	@	Edmonton	5-2	L	19-29-7	
15	NOV. 16	@	Calgary	2-1	OL	5-9-1	11	56	FEB. 16	@	Los Angeles	5-3	W	20-29-7	47
16	NOV. 17	@	Vancouver	3-2	OL	5-9-2	12	57	FEB. 18		SAN JOSE	4-1	L	20-30-7	
17	NOV. 19		SAN JOSE	3-2	W	6-9-2	14	58	FEB. 20		ANAHEIM	3-2	W	21-30-7	49
18	NOV. 23		VANCOUVER	4-1	L	6-10-2		59	FEB. 23	@	Chicago	6-3	L	21-31-7	
19	NOV. 25		EDMONTON	3-2	W	7-10-2	16	60	FEB. 24	@	Dallas	5-2	L	21-32-7	
20	NOV. 27	@	Edmonton	2-1	W	8-10-2	18	61	FEB. 26		BUFFALO	3-2	W	22-32-7	51
21	NOV. 29	@	San Jose	2-1	OL	8-10-3	19	62	FEB. 28	@	Boston	4-1	L	22-33-7	
22	DEC. 1		LOS ANGELES	4-3	L	8-11-3		63	MAR. 2	@	Buffalo	6-3	L	22-34-7	
23	DEC. 3		COLUMBUS	3-2	OL	8-11-4	20	64	MAR. 3	@	Carolina	4-2	W	23-34-7	53
24	DEC. 5	@	Columbus	4-1	L	8-12-4		65	MAR. 5		CAROLINA	2-1	L	23-35-7	
25	DEC. 6	@	Chicago	4-0	L	8-13-4		66	MAR. 9		OTTAWA	3-2	OL	23-35-8	54
26	DEC. 8		CALGARY	2-1	OL	8-13-5	21	67	MAR. 11		NEW JERSEY	5-4	W	24-35-8	56
27	DEC. 10		NASHVILLE	4-1	W	9-13-5	23	68	MAR. 13		COLORADO	1-0	W	25-35-8	58
28	DEC. 12	@	Pittsburgh	7-0	L	9-14-5		69	MAR. 14	@	Los Angeles	3-2	W	26-35-8	60
29	DEC. 13	@	Detroit	4-1	W	10-14-5	25	70	MAR. 16		DETROIT	5-4	OL	26-35-9	61
30	DEC. 15	@	Toronto	3-2	W	11-14-5	27	71	MAR. 18		ST. LOUIS	3-0	L	26-36-9	
31	DEC. 17	@	Minnesota	4-1	L	11-15-5		72	MAR. 20	@	Nashville	3-1	L	26-37-9	
32	DEC. 19		CALGARY	4-2	L	11-16-5		73	MAR. 21	@	Tampa Bay	5-3	W	27-37-9	63
33	DEC. 21		EDMONTON	3-2	L	11-17-5		74	MAR. 23	@	Florida	3-1	L	27-38-9	
34	DEC. 23		TORONTO	4-1	L	11-18-5		75	MAR. 25	@	Washington	4-1	L	27-39-9	
35	DEC. 27		DALLAS	3-2	L	11-19-5		76	MAR. 27	@	St. Louis	4-1	L	27-40-9	
36	DEC. 29		NY RANGERS	6-3	L	11-20-5		77	MAR. 29		ST. LOUIS	3-1	L	27-41-9	
37	DEC. 31	@	Calgary	4-2	L	11-21-5		78	MAR. 31		WASHINGTON	6-3	W	28-41-9	65
38	JAN. 4	@	Vancouver	3-0	L	11-22-5		79	APR. 2	@	Los Angeles	2-1	W	29-41-9	67
39	JAN. 6	@	Anaheim	3-2	OL	11-22-6	28	80	APR. 4	@	Dallas	3-2	OL	29-41-10	68
40	JAN. 7		NY ISLANDERS	2-1	W	12-22-6	30	81	APR. 6		VANCOUVER	4-3	W	30-41-10	70
41	JAN. 13		WINNIPEG	4-3	W	13-22-6	32	82	APR. 8		MINNESOTA	3-1	L	30-42-10	

29-41-12 (70 points), 7th Pacific Division

PLAYER	GP	G	A	PTS	PIM	PLAYER	GP	G	A	PTS	PIM
Clayton Keller	82	23	42	65	24	Jakob Chychrun	50	4	10	14	16
Derek Stepan	82	14	42	56	26	Josh Archibald	39	5	6	11	25
Max Domi	82	9	36	45	73	Dylan Strome	21	4	5	9	8
Oliver Ekman-Larsson	82	14	28	42	44	Niklas Hjalmarsson	48	1	8	9	18
Christian Dvorak	78	15	22	37	22	Zac Rinaldo	53	5	2	7	44
Alex Goligoski	78	12	23	35	26	Luke Schenn	64	1	6	7	35
Christian Fischer	79	15	18	33	14	Mario Kempe	18	2	2	4	4
Brendan Perlini	74	17	13	30	28	Trevor Murphy	8	1	2	3	0
Kevin Connauton	73	11	10	21	20	Adam Clendening	5	0	2	2	2
Jason Demers	69	6	14	20	37	Lawson Crouse	11	1	0	1	7
Nick Cousins	71	12	7	19	31	Kyle Capobianco	1	0	0	0	0
Tobias Rieder	58	8	11	19	6	Joel Hanley	5	0	0	0	0
Richard Panik	35	8	11	19	12	Laurent Dauphin	2	0	0	0	2
Anthony Duclair	33	9	6	15	10	Freddie Hamilton	8	0	0	0	0
Jordan Martinook	81	6	9	15	45	Nicholas Merkley	1	0	0	0	2
Brad Richardson	76	3	12	15	45	Dakota Mermis	9	0	0	0	0

GOALTENDER	GP	MIN	GAA	W-L-T	SO	GA	SA	SV%
Antti Raanta	47	2,599	2.24	21-17-6	3	97	1,388	.930
Scott Wedgewood	20	1,096	3.45	5-9-4	1	63	587	.893
Darcy Kuemper	10	596	3.22	2-6-2	1	32	317	.899
Adin Hill	4	240	3.49	1-3-0	0	14	129	.891
Marek Langhamer	1	28	0.00	0-0-0	0	0	10	1.000
Louis Domingue	7	387	4.33	0-6-0	0	28	194	.856

* - Acquired during season
- Relocated during season

#	DATE	H/R	OPPONENT	SCORE	RES	RECORD	PTS	#	DATE	H/R	OPPONENT	SCORE	RES	RECORD	PTS
1	OCT. 5	@	Anaheim	5-4	L	0-1-0		42	JAN. 4		NASHVILLE	3-2	W	10-27-5	25
2	OCT. 7		VEGAS	2-1	OL	0-1-1	1	43	JAN. 6		N.Y. RANGERS	2-1	OL	10-27-6	26
3	OCT. 10	@	Vegas	5-2	L	0-2-1		44	JAN. 12		EDMONTON	4-2	L	10-28-6	
4	OCT. 12		DETROIT	4-2	L	0-3-1		45	JAN. 13	@	San Jose	6-5	OL	10-28-7	27
5	OCT. 14		BOSTON	6-2	L	0-4-1		46	JAN. 16		SAN JOSE	3-2	OL	10-28-8	28
6	OCT. 17	@	Dallas	3-1	L	0-5-1		47	JAN. 18	@	Nashville	3-2	OL	10-28-9	29
7	OCT. 19		DALLAS	5-4	L	0-6-1		48	JAN. 20	@	St. Louis	5-2	W	11-28-9	31
8	OCT. 21		CHICAGO	4-2	L	0-7-1		49	JAN. 22		N.Y. ISLANDERS	3-2	W	12-28-9	33
9	OCT. 24	@	N.Y. Islanders	5-3	L	0-8-1		50	JAN. 25		COLUMBUS	2-1	L	12-29-9	
10	OCT. 26	@	N.Y. Rangers	5-2	L	0-9-1		51	FEB. 1		DALLAS	4-1	L	12-30-9	
11	OCT. 28	@	New Jersey	5-3	L	0-10-1		52	FEB. 3	@	Los Angeles	6-0	L	12-31-9	
12	OCT. 30	@	Philadelphia	4-3	W	1-10-1	3	53	FEB. 6	@	Winnipeg	4-3	L	12-32-9	
13	OCT. 31	@	Detroit	5-3	L	1-11-1		54	FEB. 8	@	Minnesota	4-3	W	13-32-9	35
14	NOV. 2		BUFFALO	5-4	L	1-12-1		55	FEB. 10		PHILADELPHIA	4-3	OL	13-32-10	36
15	NOV. 4		CAROLINA	2-1	W	2-12-1	5	56	FEB. 12		CHICAGO	6-1	W	14-32-10	38
16	NOV. 6	@	Washington	3-2	OL	2-12-2	6	57	FEB. 13	@	San Jose	2-1	W	15-32-10	40
17	NOV. 7	@	Pittsburgh	3-1	L	2-13-2		58	FEB. 15		MONTREAL	5-2	W	16-32-10	42
18	NOV. 9	@	St. Louis	3-2	OL	2-13-3	7	59	FEB. 17		EDMONTON	1-0	W	17-32-10	44
19	NOV. 11		WINNIPEG	4-1	L	2-14-3		60	FEB. 22		CALGARY	5-2	L	17-33-10	
20	NOV. 14	@	Winnipeg	4-1	L	2-15-3		61	FEB. 24		ANAHEIM	2-0	W	18-33-10	46
21	NOV. 16	@	Montreal	5-4	W	3-15-3	9	62	FEB. 25		VANCOUVER	3-1	L	18-34-10	
22	NOV. 18	@	Ottawa	3-2	W	4-15-3	11	63	MAR. 1		MINNESOTA	5-3	W	19-34-10	48
23	NOV. 20	@	Toronto	4-1	W	5-15-3	13	64	MAR. 3		OTTAWA	2-1	W	20-34-10	50
24	NOV. 22		SAN JOSE	3-1	L	5-16-3		65	MAR. 5	@	Edmonton	4-3	OL	20-34-11	51
25	NOV. 24		LOS ANGELES	3-2	W	6-16-3	15	66	MAR. 7	@	Vancouver	2-1	W	21-34-11	53
26	NOV. 25		VEGAS	4-2	L	6-17-3		67	MAR. 10	@	Colorado	5-2	L	21-35-11	
27	NOV. 28	@	Edmonton	3-2	OL	6-17-4	16	68	MAR. 11		VANCOUVER	1-0	W	22-35-11	55
28	NOV. 30	@	Calgary	3-0	L	6-18-4		69	MAR. 13		LOS ANGELES	4-3	W	23-35-11	57
29	DEC. 2		NEW JERSEY	5-0	W	7-18-4	18	70	MAR. 15		NASHVILLE	3-2	L	23-36-11	
30	DEC. 3	@	Vegas	3-2	OL	7-18-5	19	71	MAR. 17		MINNESOTA	3-1	L	23-37-11	
31	DEC. 7	@	Boston	6-1	L	7-19-5		72	MAR. 19		CALGARY	5-2	W	24-37-11	59
32	DEC. 9	@	Columbus	1-0	L	7-20-5		73	MAR. 21	@	Buffalo	4-1	W	25-37-11	61
33	DEC. 10	@	Chicago	3-1	L	7-21-5		74	MAR. 22	@	Carolina	6-5	L	25-38-11	
34	DEC. 14		TAMPA BAY	4-1	L	7-22-5		75	MAR. 24	@	Florida	4-2	L	25-39-11	
35	DEC. 16		PITTSBURGH	4-2	L	7-23-5		76	MAR. 26	@	Tampa Bay	4-1	W	26-39-11	63
36	DEC. 19		FLORIDA	3-2	L	7-24-5		77	MAR. 28	@	Vegas	3-2	W	27-39-11	65
37	DEC. 22		WASHINGTON	3-2	W	8-24-5	21	78	MAR. 29	@	Los Angeles	4-2	L	27-40-11	
38	DEC. 23		COLORADO	6-2	L	8-25-5		79	Mar. 31		ST. LOUIS	6-0	W	28-40-11	67
39	DEC. 27	@	Colorado	3-1	W	9-25-5	23	80	APR. 3	@	Calgary	4-1	W	29-41-11	69
40	DEC. 28		TORONTO	7-4	L	9-26-5		81	APR. 5	@	Vancouver	4-3	OL	29-41-12	70
41	DEC. 31	@	Anaheim	5-2	L	9-27-5		82	APR. 7		ANAHEIM	3-0	L	29-41-12	

39-35-8 (86 points), 4th Pacific Division

PLAYER	GP	G	A	PTS	PIM	PLAYER	GP	G	A	PTS	PIM
Clayton Keller	82	14	33	47	24	Michael Grabner	41	9	7	16	8
Oliver Ekman-Larsson	81	14	30	44	52	Nick Schmaltz	17	5	9	14	2
Alex Galchenyuk	72	19	22	41	34	Niklas Hjalmarsson	82	0	10	10	44
Vinnie Hinostroza	72	16	23	39	14	Mario Kempe	52	4	5	9	18
Derek Stepan	72	15	20	35	14	Jason Demers	35	2	6	8	12
Richard Panik	75	14	19	33	44	Kevin Connauton	50	1	7	8	22
Brad Richardson	66	19	8	27	22	Christian Dvorak	20	2	5	7	2
Nick Cousins	81	7	20	27	35	Dylan Strome	20	3	3	6	6
Alex Goligoski	76	3	24	27	16	Brendan Perlini	22	2	4	6	8
Lawson Crouse	81	11	14	25	67	Ilya Lyubushkin	41	0	4	4	13
Josh Archibald	68	12	10	22	15	Jordan Weal	19	1	1	2	0
Jordan Oesterle	71	6	14	20	12	Michael Bunting	5	1	0	1	2
Jakob Chychrun	53	5	15	20	28	Laurent Dauphin	1	0	0	0	0
Conor Garland	47	13	5	18	12	Dakota Mermis	1	0	0	0	0
Christian Fischer	71	11	7	18	27	Kyle Capobianco	2	0	0	0	0

Goaltender	GP	MIN	GAA	W	L	OT	SO	SA	GA	SV%
Darcy Kuemper	55	3,251:15	2.33	27	20	8	5	1677	126	0.925
Adin Hill	13	696:21	2.76	7	5	0	1	322	32	0.901
Antti Raanta	12	687:06	2.88	5	6	0	0	351	33	0.906
Hunter Miska	1	18:16	3.33	0	0	0	0	9	1	0.889
Calvin Pickard	6	282:31	3.6	0	4	0	0	157	17	0.892

#	DATE	H/R	OPPONENT	SCORE	RES	RECORD	PTS	#	DATE	H/R	OPPONENT	SCORE	RES	RECORD	PTS
1	OCT. 4	@	Dallas	3-0	L	0-1-0		42	JAN. 6		N.Y. RANGERS	5-0	W	18-21-3	39
2	OCT. 6		ANAHEIM	1-0	L	0-2-0		43	JAN. 10	@	Vancouver	4-3	W	19-21-3	41
3	OCT. 10	@	Anaheim	3-2	W	1-2-0	2	44	JAN. 12	@	Edmonton	3-2	W	20-21-3	43
4	OCT. 13		BUFFALO	3-0	L	1-3-0		45	JAN. 13	@	Calgary	7-1	L	20-22-3	
5	OCT. 16	@	Minnesota	2-1	L	1-4-0		46	JAN. 16		SAN JOSE	6-3	W	21-22-3	45
6	OCT. 18	@	Chicago	4-1	W	2-4-0	4	47	JAN. 18		PITTSBURGH	3-2	OL	21-22-4	46
7	OCT. 20	@	Winnipeg	5-3	L	2-5-0		48	JAN. 20	@	Toronto	4-2	W	22-22-4	48
8	OCT. 23	@	Columbus	4-1	W	3-5-0	6	49	JAN. 22	@	Ottawa	3-2	W	23-22-4	50
9	OCT. 25		VANCOUVER	4-1	W	4-5-0	8	50	JAN. 23	@	Montreal	2-1	L	23-23-4	
10	OCT. 27		TAMPA BAY	7-1	W	5-5-0	10	51	FEB. 2	@	San Jose	3-2	OL	23-23-5	51
11	OCT. 30		OTTAWA	5-1	W	6-5-0	12	52	FEB. 4	@	Dallas	5-4	L	23-24-5	
12	NOV. 2		CAROLINA	4-3	W	7-5-0	14	53	FEB. 5	@	Nashville	5-2	L	23-25-5	
13	NOV. 5		PHILADELPHIA	5-2	L	7-6-0		54	FEB. 7		COLUMBUS	4-2	L	23-26-5	
14	NOV. 8	@	Philadelphia	5-4	OL	7-6-1	15	55	FEB. 9		DALLAS	3-2	W	24-26-5	53
15	NOV. 10	@	Pittsburgh	4-0	L	7-7-1		56	FEB. 12	@	Vegas	5-2	W	25-26-5	55
16	NOV. 11	@	Washington	4-1	W	8-7-1	17	57	FEB. 14		ST. LOUIS	4-0	L	25-27-5	
17	NOV. 13	@	Detroit	6-1	L	8-8-1		58	FEB. 16		TORONTO	2-0	W	26-27-5	57
18	NOV. 15		NASHVILLE	2-1	W	9-8-1	19	59	FEB. 18	@	Calgary	5-2	L	26-28-5	
19	NOV. 17		BOSTON	2-1	L	9-9-1		60	FEB. 19	@	Edmonton	3-2	W	27-28-5	59
20	NOV. 21		VEGAS	3-2	OL	9-9-2	20	61	FEB. 21	@	Vancouver	3-2	W	28-28-5	61
21	NOV. 23		COLORADO	5-1	L	9-10-2		62	FEB. 24		WINNIPEG	4-1	W	29-28-5	63
22	NOV. 25		CALGARY	6-1	L	9-11-2		63	FEB. 26		FLORIDA	4-3	W	29-28-5	65
23	NOV. 27	@	Minnesota	4-3	W	10-11-2	22	64	FEB. 28		VANCOUVER	5-2	W	30-28-5	67
24	NOV. 29	@	Nashville	3-0	W	11-11-2	24	65	MAR. 2		DETROIT	3-1	W	31-28-5	69
25	DEC. 1		ST. LOUIS	6-1	W	12-11-2	26	66	MAR. 5		ANAHEIM	3-1	L	31-29-5	
26	DEC. 4	@	Los Angeles	2-1	W	13-11-2	28	67	MAR. 7		CALGARY	2-0	W	32-29-5	71
27	DEC. 6		WASHINGTON	4-2	L	13-12-2		68	MAR. 9		LOS ANGELES	4-2	W	33-29-5	73
28	DEC. 8		SAN JOSE	5-3	L	13-13-2		69	MAR. 11	@	Chicago	7-1	L	33-30-5	
29	DEC. 11	@	Boston	4-3	L	13-14-2		70	MAR. 12	@	St. Louis	3-1	W	34-30-5	75
30	DEC. 13	@	Buffalo	3-1	L	13-15-2		71	MAR. 14		ANAHEIM	6-1	W	35-30-5	77
31	DEC. 14	@	N.Y. Rangers	4-3	W	14-15-2	30	72	MAR. 16		EDMONTON	3-2	OL	36-30-6	78
32	DEC. 16	@	Carolina	3-0	L	14-16-2		73	MAR. 18	@	Tampa Bay	4-1	L	36-31-6	
33	DEC. 18		N.Y. ISLANDERS	3-1	L	14-17-2		74	MAR. 21	@	Florida	4-2	L	36-32-6	
34	DEC. 20		MONTREAL	2-1	L	14-18-2		75	MAR. 23	@	New Jersey	2-1	OL	36-32-7	79
35	DEC. 22		COLORADO	6-4	W	15-18-2	32	76	MAR. 24	@	N.Y. Islanders+	2-0	L	36-33-7	
36	DEC. 23	@	San Jose	4-3	W	16-18-2	34	77	MAR. 26		CHICAGO	1-0	W	37-33-7	81
37	DEC. 27	@	Los Angeles	2-1	L	16-19-2		78	MAR. 29	@	Colorado	3-2	OL	37-33-8	82
38	DEC. 29	@	Anaheim	5-4	W	17-19-2	36	79	Mar. 31		MINNESOTA	4-0	W	38-33-8	84
39	DEC. 30		VEGAS	5-1	L	17-20-2		80	APR. 2		LOS ANGELES	3-1	L	29-34-8	
40	JAN. 2		EDMONTON	3-1	L	17-21-2		81	APR. 4	@	Vegas	4-1	W	39-34-8	86
41	JAN. 4		NEW JERSEY	3-2	OL	17-21-3	37	82	APR. 6		WINNIPEG	4-2	L	39-35-8	

*Records for '99-00 are "adjusted" to reflect overtime losses instead of regulation ties.

VS ANAHEIM YEAR	HOME						ROAD						OVERALL					
	W	L	T	OL	GF	GA	W	L	T	OL	GF	GA	W	L	T	OL	GF	GA
1993-94	0	2	0		6	9	0	2	0		3	8	0	4	0		9	17
1994-95	1	1	0		7	6	0	2	0		3	6	1	3	0		10	12
1995-96	1	1	0		8	9	0	2	0		4	11	1	3	0		12	20
1996-97	2	0	0		10	5	1	1	0		4	5	3	1	0		14	10
1997-98	1	1	0		9	7	2	0	0		11	3	3	1	0		20	10
1998-99	1	1	1		5	8	0	2	1		3	9	1	3	2		8	17
1999-00	2	1	0	0	9	4	2	0	0	1	14	6	4	1	0	1	23	10
2000-01	0	2	0	0	4	10	2	0	1	0	10	6	2	2	1	0	14	16
2001-02	0	1	0	2	3	9	1	1	0	0	5	4	1	2	0	2	8	13
2002-03	2	0	0	0	7	3	0	2	1	0	4	9	2	2	1	0	11	12
2003-04	1	0	1	1	7	7	1	1	0	1	6	7	2	1	1	2	13	14
2005-06	1	3		0	8	13	0	4		0	8	19	1	7		0	16	32
2006-07	2	1		1	9	8	0	4		0	8	16	2	5		1	17	24
2007-08	2	2		0	9	11	3	0		1	13	11	5	2		1	22	22
2008-09	1	1		1	10	14	1	2		0	6	10	2	3		1	16	24
2009-10	3	0		0	11	2	1	2		0	8	10	4	2		0	19	12
2010-11	1	2		0	11	11	2	1		0	10	5	3	3		0	21	16
2011-12	2	1		0	9	6	1	2		0	8	14	3	3		0	17	20
2012-13	2	0		0	8	8	1	1		0	5	5	3	1		0	13	13
2013-14	0	2		0	5	9	0	1		2	6	10	0	3		2	11	19
2014-15	1	2		0	3	7	1	1		0	3	4	2	3		0	6	11
2015-16	1	1		0	5	7	2	1		0	10	8	3	2		0	15	15
2016-17	1	1		0	3	5	0	1		1	3	8	1	2		1	6	13
2017-18	1	1		0	2	3	0	2		0	6	10	1	3		0	8	13
2018-19	1	2		0	7	5	2	0		0	8	6	3	2		0	15	11
TOTALS	30	29	2	5	175	186	23	35	3	6	169	210	53	64	5	11	344	396

VS BOSTON YEAR	HOME						ROAD						OVERALL					
	W	L	T	OL	GF	GA	W	L	T	OL	GF	GA	W	L	T	OL	GF	GA
1979-80	1	1	0		4	4	0	2	0		1	7	1	3	0		5	11
1980-81	0	1	1		8	11	0	1	1		11	12	0	2	2		19	23
1981-82	0	1	0		5	8	0	2	0		10	15	0	3	0		15	23
1982-83	2	0	0		12	9	0	0	1		2	2	2	0	1		14	11
1983-84	1	0	0		5	2	0	2	0		4	9	1	2	0		9	11
1984-85	1	1	0		6	7	1	0	0		4	3	2	1	0		10	10
1985-86	0	1	0		1	2	0	2	0		9	15	0	3	0		10	17
1986-87	1	1	0		7	4	0	1	0		3	6	1	2	0		10	10
1987-88	0	1	0		3	4	0	2	0		6	9	0	3	0		9	13
1988-89	0	2	0		4	9	1	0	0		4	3	1	2	0		8	12
1989-90	1	0	0		3	2	0	1	1		5	7	1	1	1		8	9
1990-91	1	1	0		8	4	0	1	0		2	5	1	2	0		10	9
1991-92	0	1	1		6	9	1	0	0		3	1	1	1	1		9	10
1992-93	1	0	0		5	4	0	1	0		2	6	1	1	0		7	10
1993-94	0	1	0		6	7	0	1	0		4	5	0	2	0		10	12
1994-95	DID NOT PLAY																	
1995-96	0	1	0		3	5	0	1	0		4	5	0	2	0		7	10
1996-97	1	0	0		5	4	1	0	0		5	2	2	0	0		10	6
1997-98	0	1	0		2	3	0	1	0		2	5	0	2	0		4	8
1998-99	1	0	0		3	1	0	1	0		2	3	1	1	0		5	4
1999-00	1	0	0	0	2	1	0	1	0	0	0	2	1	1	0	0	2	3
2000-01	-	-	-	-	-	-	0	1	0	0	4	7	0	1	0	0	4	7
2001-02	0	0	1	0	1	1	0	1	0	0	2	4	0	1	1	0	3	5
2002-03	1	0	0	0	2	1	-	-	-	-	-	-	1	0	0	0	2	1
2003-04	-	-	-	-	-	-	0	0	1	0	3	3	0	0	1	0	3	3
2005-06	-	-	-	-	-	-	1	0		0	2	1	1	0		0	2	1
2006-07	DID NOT PLAY																	
2007-08	0	1	0		1	3	-	-	-	-	-	-	0	1	0		1	3
2008-09	-	-	-	-	-	-	1	0		0	2	1	1	0		0	2	1
2009-10	1	0		0	4	1	-	-	-	-	-	-	1	0		0	4	1
2010-11	0	1		0	0	3	1	0		0	5	2	1	1		0	5	5
2011-12	0	0		1	1	2	-	-	-	-	-	-	0	0		1	1	2
2012-13	DID NOT PLAY																	
2013-14	0	1		0	2	4	0	1		0	1	2	0	2		0	3	6
2014-15	0	1		0	2	5	0	1		0	1	4	0	2		0	3	9
2015-16	0	1		0	3	5	0	1		0	0	6	0	2		0	3	11
2016-17	0	1		0	1	2	0	1		0	1	4	0	2		0	2	6
2017-18	0	1		0	2	6	0	1		0	1	6	0	2		0	3	12
2018-19	0	1		0	1	2	0	1		0	3	4	0	2		0	4	6
TOTALS	14	22	3	1	118	135	7	28	4	0	108	166	21	50	7	1	226	301

VS BUFFALO YEAR	HOME						ROAD						OVERALL					
	W	L	T	OL	GF	GA	W	L	T	OL	GF	GA	W	L	T	OL	GF	GA
1979-80	0	1	1		5	6	0	2	0		5	10	0	3	1		10	16
1980-81	0	2	0		4	9	0	2	0		4	11	0	4	0		8	20
1981-82	0	0	1		4	4	0	1	1		5	6	0	1	2		9	10
1982-83	1	1	0		8	7	0	1	0		2	5	1	2	0		10	12
1983-84	0	1	0		5	6	0	2	0		6	14	0	3	0		11	20
1984-85	2	0	0		8	5	0	1	0		0	4	2	1	0		8	9
1985-86	1	0	0		5	3	0	2	0		6	13	1	2	0		11	16
1986-87	1	1	0		5	6	1	0	0		6	3	2	1	0		11	9
1987-88	1	0	0		7	5	0	1	1		7	9	1	1	1		14	14
1988-89	1	1	0		5	7	0	1	0		4	5	1	2	0		9	12
1989-90	0	1	0		3	4	0	2	0		4	7	0	3	0		7	11
1990-91	0	2	0		2	8	0	1	0		1	4	0	3	0		3	12
1991-92	1	0	0		5	4	0	1	0		2	5	1	1	0		7	9
1992-93	0	1	0		2	6	0	1	0		1	2	0	2	0		3	8
1993-94	1	0	0		3	2	0	1	0		0	6	1	1	0		3	8
1994-95	DID NOT PLAY																	
1995-96	1	0	0		4	1	1	0	0		4	3	2	0	0		8	4
1996-97	0	1	0		2	3	0	1	0		1	5	0	2	0		3	8
1997-98	1	0	0		6	1	0	0	1		3	3	1	0	1		9	4
1998-99	1	0	0		1	0	0	0	1		1	1	1	0	1		2	1
1999-00	1	0	0	0	2	1	0	0	1	0	2	2	1	0	1	0	4	3
2000-01	-	-	-	-	-	-	1	0	0	0	7	3	1	0	0	0	7	3
2001-02	0	1	0	0	1	3	1	0	0	0	3	2	1	1	0	0	4	5
2002-03	0	1	0	0	0	1	1	0	0	0	3	2	1	1	0	0	3	3
2003-04	-	-	-	-	-	-	1	0	0	0	3	2	1	0	0	0	3	2
2005-06	-	-	-	-	-	-	1	0		0	2	1	1	0		0	2	1
2006-07	DID NOT PLAY																	
2007-08	1	0	0		6	2	-	-	-	-	-	-	1	0	0		6	2
2008-09	0	1		0	0	2	0	1		0	1	5	0	2		0	1	7
2009-10	0	1		0	2	7	0	1		0	1	2	0	2		0	3	9
2010-11	0	0		1	1	2	-	-	-	-	-	-	0	0		1	1	2
2011-12	-	-	-	-	-	-	1	0		0	4	2	1	0		0	4	2
2012-13	DID NOT PLAY																	
2013-14	0	1		0	2	3	0	0		1	1	2	0	1		1	3	5
2014-15	0	1		0	1	4	1	0		0	4	3	1	1		0	5	7
2015-16	0	1		0	1	2	0	1		0	2	5	0	2		0	3	7
2016-17	1	0		0	3	2	0	1		0	3	6	1	1		0	6	8
2017-18	0	1		0	4	5	1	0		0	4	1	1	1		0	8	6
2018-19	0	1		0	0	3	0	1		0	1	3	0	2		0	1	6
TOTALS	15	21	2	1	107	124	10	25	5	1	103	157	25	46	7	2	210	281

VS CALGARY YEAR	HOME						ROAD						OVERALL					
	W	L	T	OL	GF	GA	W	L	T	OL	GF	GA	W	L	T	OL	GF	GA
1979-80	0	2	0		6	10	0	2	0		0	10	0	4	0		6	20
1980-81	0	1	1		6	9	0	2	0		3	7	0	3	1		9	16
1981-82	1	0	0		6	4	1	1	0		9	10	2	1	0		15	14
1982-83	1	2	1		17	17	1	3	0		14	20	2	5	1		31	37
1983-84	1	1	2		10	10	0	3	1		16	27	1	4	3		26	37
1984-85	1	2	1		17	21	0	3	1		14	28	1	5	2		31	49
1985-86	1	3	0		20	23	0	3	1		11	21	1	6	1		31	44
1986-87	4	0	0		27	8	2	2	0		11	12	6	2	0		38	20
1987-88	3	0	1		22	11	1	3	0		13	17	4	3	1		35	28
1988-89	2	2	0		9	15	0	3	1		13	25	2	5	1		22	40
1989-90	3	1	0		16	10	2	2	0		13	14	5	3	0		29	24
1990-91	1	1	2		12	12	0	4	0		12	18	1	5	2		24	30
1991-92	3	1	0		22	13	1	1	1		11	13	4	2	1		33	26
1992-93	1	2	0		12	13	2	0	2		16	13	3	2	2		28	26
1993-94	0	2	0		5	9	0	2	0		6	12	0	4	0		11	21
1994-95	1	0	1		6	5	1	1	0		9	12	2	1	1		15	17
1995-96	2	0	0		9	5	2	0	0		7	3	4	0	0		16	8
1996-97	1	1	0		5	8	2	0	0		8	4	3	1	0		13	12
1997-98	1	0	1		5	3	1	1	0		7	7	2	1	1		12	10
1998-99	1	0	1		4	3	2	0	0		7	3	3	0	1		11	6
1999-00	2	0	0	0	6	4	1	0	1	0	6	4	3	0	1	0	12	8
2000-01	1	1	0	0	5	6	1	0	1	0	6	4	2	1	1	0	11	10
2001-02	2	0	0	0	10	6	2	0	0	0	6	3	4	0	0	0	16	9
2002-03	1	1	0	0	6	7	1	1	0	0	7	3	2	2	0	0	13	10
2003-04	0	2	0	0	1	6	0	2	0	0	2	5	0	4	0	0	3	11
2005-06	1	1	0	0	6	6	1	1	0	0	4	5	2	2	0	0	10	11
2006-07	1	1	0	0	6	8	0	2	0	0	3	11	1	3	0	0	9	19
2007-08	0	2	0	0	2	7	1	0	1	0	6	5	1	2	1	0	8	12
2008-09	0	2	0	0	6	11	2	0	0	0	8	5	2	2	0	0	14	16
2009-10	2	0	0	0	5	3	0	2	0	0	2	4	2	2	0	0	7	7
2010-11	2	0	0	0	8	4	2	0	0	0	7	4	4	0	0	0	15	8
2011-12	1	1	0	0	4	5	1	1	0	0	3	3	2	2	0	0	7	8
2012-13	1	0	0	0	4	0	0	1	1	0	6	8	1	1	1	0	10	8
2013-14	3	0	0	0	13	4	0	2	0	0	3	7	3	2	0	0	16	11
2014-15	0	2	0	0	1	7	0	3	0	0	7	13	0	5	0	0	8	20
2015-16	2	1	0	0	8	7	2	0	0	0	6	2	4	1	0	0	14	9
2016-17	0	1	1	0	3	6	1	1	1	0	8	6	1	2	2	0	11	12
2017-18	1	1	0	0	7	7	1	1	0	0	4	4	2	2	0	0	11	11
2018-19	1	1	0	0	3	6	0	2	0	0	3	12	1	3	0	0	6	18
TOTALS	49	38	11	1	340	319	34	55	9	3	297	384	83	93	20	4	637	703

VS CAROLINA YEAR	HOME						ROAD						OVERALL					
	W	L	T	OL	GF	GA	W	L	T	OL	GF	GA	W	L	T	OL	GF	GA
1979-80	2	0	0		10	2	0	2	0		6	12	2	2	0		16	14
1980-81	0	2	0		8	13	0	1	1		7	11	0	3	1		15	24
1981-82	0	1	0		1	6	1	1	0		7	9	1	2	0		8	15
1982-83	1	1	0		5	5	0	0	1		2	2	1	1	1		7	7
1983-84	1	0	0		4	3	1	0	1		11	7	2	0	1		15	10
1984-85	1	1	0		10	10	1	0	0		3	0	2	1	0		13	10
1985-86	1	0	0		5	4	0	2	0		3	15	1	2	0		8	19
1986-87	1	1	0		3	3	0	0	1		4	4	1	1	1		7	7
1987-88	1	0	0		6	3	0	2	0		6	8	1	2	0		12	11
1988-89	1	1	0		8	8	0	1	0		3	7	1	2	0		11	15
1989-90	0	1	0		2	4	2	0	0		7	3	2	1	0		9	7
1990-91	2	0	0		10	8	0	1	0		3	4	2	1	0		13	12
1991-92	0	2	0		2	4	0	0	1		3	3	0	2	1		5	7
1992-93	1	1	0		10	13	1	0	0		6	3	2	1	0		16	16
1993-94	0	0	1		2	2	0	1	0		0	4	0	1	1		2	6
1994-95	DID NOT PLAY																	
1995-96	0	1	0		2	3	1	0	0		5	2	1	1	0		7	5
1996-97	0	1	0		1	2	0	1	0		0	1	0	2	0		1	3
1997-98	0	1	0		4	5	0	0	1		2	2	0	1	1		6	7
1998-99	0	0	1		5	5	0	0	0		0	0	0	0	1		5	5
1999-00	1	0	0	0	7	5	1	0	0	0	4	2	2	0	0	0	11	7
2000-01	0	0	0	1	1	2	1	0	0	0	2	0	1	0	0	1	3	2
2001-02	-	-	-	-	-	-	0	0	0	1	0	1	0	0	0	1	0	1
2002-03	1	0	0	0	4	2	0	1	0	0	2	3	1	1	0	0	6	5
2003-04	-	-	-	-	-	-	1	0	0	0	3	0	1	0	0	0	3	0
2005-06	1	0	0	0	8	4	-	-	-	-	-	-	1	0	0	0	8	4
2006-07	-	-	-	-	-	-	1	0	0	0	2	0	1	0	0	0	2	0
2007-08	DID NOT PLAY																	
2008-09	0	1	0	0	2	7	0	1	0	0	2	5	0	2	0	0	4	12
2009-10	-	-	-	-	-	-	1	0	0	0	4	0	1	0	0	0	4	0
2010-11	0	0	0	1	3	4	-	-	-	-	-	-	0	0	1	1	3	4
2011-12	-	-	-	-	-	-	1	0	0	0	4	3	1	0	0	0	4	3
2012-13	DID NOT PLAY																	
2013-14	0	1	0	0	1	3	1	0	0	0	5	3	1	1	0	0	6	6
2014-15	0	0	0	1	1	1	0	1	0	0	0	3	0	1	1	1	1	4
2015-16	0	0	0	1	4	5	0	1	0	0	4	5	0	1	1	1	8	10
2016-17	0	1	0	0	1	2	1	0	0	0	4	2	1	1	0	0	5	4
2017-18	1	0	0	0	1	1	0	1	0	0	5	6	1	1	0	0	6	7
2018-19	1	0	0	0	4	3	0	1	0	0	0	3	1	1	0	0	4	6
TOTALS	17	17	2	4	135	142	15	18	6	1	119	133	32	35	8	5	254	275

VS CHICAGO YEAR	HOME						ROAD						OVERALL					
	W	L	T	OL	GF	GA	W	L	T	OL	GF	GA	W	L	T	OL	GF	GA
1979-80	1	1	0		6	4	1	1	0		5	6	2	2	0		11	10
1980-81	1	1	0		8	10	0	2	0		5	17	1	3	0		13	27
1981-82	2	1	1		17	16	1	1	1		13	12	3	2	2		30	28
1982-83	0	1	0		5	7	1	1	0		8	13	1	2	0		13	20
1983-84	2	0	0		13	7	0	1	0		2	6	2	1	0		15	13
1984-85	0	0	1		5	5	1	1	0		9	9	1	1	1		14	14
1985-86	1	1	0		7	6	0	1	0		4	5	1	2	0		11	11
1986-87	0	1	0		4	8	0	2	0		3	8	0	3	0		7	16
1987-88	1	0	1		7	4	0	1	0		4	6	1	1	1		11	10
1988-89	0	1	0		5	6	0	2	0		5	17	0	3	0		10	23
1989-90	1	1	0		9	7	0	1	0		3	4	1	2	0		12	11
1990-91	0	1	0		1	3	0	1	1		7	8	0	2	1		8	11
1991-92	2	0	0		9	4	0	0	1		3	3	2	0	1		12	7
1992-93	1	0	0		5	2	0	2	0		2	9	1	2	0		7	11
1993-94	2	1	0		6	9	0	3	0		7	15	2	4	0		13	24
1994-95	2	1	0		11	7	1	1	0		4	4	3	2	0		15	11
1995-96	2	0	1		9	7	0	2	0		4	7	2	2	1		13	14
1996-97	1	1	0		3	6	3	0	0		10	4	4	1	0		13	10
1997-98	2	1	0		10	7	2	0	1		9	6	4	1	1		19	13
1998-99	2	0	0		6	2	0	1	1		4	5	2	1	1		10	7
1999-00	1	1	0	0	3	4	0	1	1	0	6	10	1	2	1	0	9	14
2000-01	1	1	0	0	4	6	0	0	1	0	1	1	1	1	1	0	5	7
2001-02	1	1	0	0	5	6	1	1	0	0	4	4	2	2	0	0	9	10
2002-03	0	2	0	0	2	8	1	0	1	0	2	1	1	2	1	0	4	9
2003-04	1	0	1	0	4	3	0	0	2	0	4	4	1	0	3	0	8	7
2005-06	1	1	0	0	5	6	1	0		1	4	4	2	1		1	9	10
2006-07	1	1	0	0	8	9	2	0		0	6	3	3	1		0	14	12
2007-08	1	0	1	0	5	4	0	2		0	1	7	1	2		1	6	11
2008-09	0	1	1	0	2	9	0	2		0	2	11	0	3		1	4	20
2009-10	2	0	0	0	8	5	1	1		0	2	3	3	1		0	10	8
2010-11	1	1	0	0	4	4	1	0		1	5	5	2	1		1	9	9
2011-12	1	1	0	0	5	5	2	0		0	7	4	3	1		0	12	9
2012-13	0	2	0	0	6	12	1	0		0	2	2	1	2		0	8	14
2013-14	1	1	0	0	4	5	0	0		1	4	4	1	1		1	8	9
2014-15	0	1	0	1	2		1	1		0	3	8	1	2		0	4	10
2015-16	0	1	1	0	9	12	0	1		0	2	6	0	2		1	11	18
2016-17	0	1	0	0	3	4	0	2		0	3	10	0	3		0	6	14
2017-18	1	1	0	0	8	5	0	1		0	1	3	1	2		0	9	8
2018-19	1	0	0	0	1	0	1	1		0	5	8	2	1		0	6	8
TOTALS	37	30	5	3	233	236	22	38	10	2	175	262	59	68	15	5	408	500

VS COLORADO YEAR	HOME						ROAD						OVERALL					
	W	L	T	OL	GF	GA	W	L	T	OL	GF	GA	W	L	T	OL	GF	GA
1979-80	1	1	0		8	8	1	1	0		5	7	2	2	0		13	15
1980-81	1	0	1		8	7	0	1	1		4	8	1	1	2		12	15
1981-82	0	1	1		9	11	0	1	0		3	7	0	2	1		12	18
1982-83	1	0	0		3	2	0	2	0		9	14	1	2	0		12	16
1983-84	1	1	0		9	11	1	0	0		5	3	2	1	0		14	14
1984-85	1	0	0		6	3	1	1	0		6	7	2	1	0		12	10
1985-86	1	1	0		6	7	1	0	0		5	4	2	1	0		11	11
1986-87	0	0	1		4	4	1	0	1		9	6	1	0	2		13	10
1987-88	1	0	1		6	5	1	0	0		7	3	2	0	1		13	8
1988-89	0	1	0		4	5	1	1	0		11	8	1	2	0		15	13
1989-90	1	1	0		12	11	1	0	0		5	3	2	1	0		17	14
1990-91	1	0	0		6	0	2	0	0		16	6	3	0	0		22	6
1991-92	0	0	1		4	4	0	2	0		3	9	0	2	1		7	13
1992-93	0	1	0		4	7	0	1	0		2	3	0	2	0		6	10
1993-94	1	0	0		5	2	0	0	1		5	5	1	0	1		10	7
1994-95	DID NOT PLAY																	
1995-96	0	2	0		4	10	1	1	0		7	7	1	3	0		11	17
1996-97	0	2	0		3	7	0	2	0		1	8	0	4	0		4	15
1997-98	0	2	0		5	8	0	1	1		3	6	0	3	1		8	14
1998-99	1	0	1		6	3	2	0	0		9	2	3	0	1		15	5
1999-00	1	1	0	0	9	4	1	1	0	0	5	5	2	2	0	0	14	9
2000-01	1	1	0	0	6	8	1	1	0	0	5	2	2	2	0	0	11	10
2001-02	2	0	0	0	6	3	0	0	0	2	3	5	2	0	0	2	9	8
2002-03	0	1	1	0	6	7	0	1	1	0	3	8	0	2	2	0	9	15
2003-04	1	1	0	0	5	5	0	2	0	0	2	6	1	3	0	0	7	11
2005-06	0	2	0	0	3	8	0	2	0	0	8	13	0	4	0	0	11	21
2006-07	0	2	0	0	6	10	1	1	0	0	8	8	1	3	0	0	14	18
2007-08	1	0	1	0	6	6	2	0	0	0	9	5	3	0	1	0	15	11
2008-09	2	0	0	0	5	2	1	0	1	0	7	5	3	0	1	0	12	7
2009-10	2	0	0	0	9	3	0	2	0	0	2	6	2	2	0	0	11	9
2010-11	1	0	1	0	6	4	2	0	0	0	7	2	3	0	1	0	13	6
2011-12	2	0	0	0	9	3	1	1	0	0	6	4	3	1	0	0	15	7
2012-13	1	0	1	0	8	4	1	0	0	0	3	2	2	0	1	0	11	6
2013-14	0	0	1	0	3	4	1	1	0	0	5	5	1	1	1	0	8	9
2014-15	0	1	1	0	5	9	0	1	0	0	2	5	0	2	1	0	7	14
2015-16	1	0	0	0	4	2	1	1	0	0	3	4	2	1	0	0	7	6
2016-17	1	1	0	0	3	3	1	0	0	0	4	2	2	1	0	0	7	5
2017-18	0	1	0	0	2	6	1	1	0	0	5	6	1	2	0	0	7	12
2018-19	1	1	0	0	7	9	0	0	1	0	2	3	1	1	1	0	9	12
TOTALS	28	25	7	5	220	215	27	29	5	4	204	212	55	54	12	9	424	427

VS COLUMBUS YEAR	HOME						ROAD						OVERALL					
	W	L	T	OL	GF	GA	W	L	T	OL	GF	GA	W	L	T	OL	GF	GA
2000-01	1	0	1	0	4	3	0	2	0	0	3	7	1	2	1	0	7	10
2001-02	2	0	0	0	6	2	1	1	0	0	3	5	3	1	0	0	9	7
2002-03	1	0	1	0	8	5	1	1	0	0	4	4	2	1	1	0	12	9
2003-04	1	0	1	0	6	5	1	0	1	0	4	3	2	0	2	0	10	8
2005-06	1	1	0	0	7	6	1	1	0	0	9	7	2	2	0	0	16	13
2006-07	1	1	0	0	8	8	1	1	0	0	4	5	2	2	0	0	12	13
2007-08	0	2	0	0	4	6	1	1	0	0	4	5	1	3	0	0	8	11
2008-09	2	0	0	0	5	1	2	0	0	0	8	4	4	0	0	0	13	5
2009-10	1	1	0	0	5	4	2	0	0	0	6	2	3	1	0	0	11	6
2010-11	2	0	0	0	7	2	1	1	0	0	7	8	3	1	0	0	14	10
2011-12	1	1	0	0	4	5	0	2	0	0	5	7	1	3	0	0	9	12
2012-13	2	0	0	0	10	4	0	0	1	0	0	0	2	0	1	1	10	4
2013-14	0	1	0	0	0	2	0	0	1	0	3	4	0	1	1	0	3	6
2014-15	1	0	0	0	6	3	1	0	0	0	4	1	2	0	0	0	10	4
2015-16	0	1	0	0	5	7	0	1	0	0	2	5	0	2	0	0	7	12
2016-17	0	0	1	0	2	3	0	1	0	0	1	4	0	1	1	0	3	7
2017-18	0	1	0	0	1	2	0	1	0	0	0	1	0	2	0	0	1	3
2018-19	0	1	0	0	2	4	1	0	0	0	4	1	1	1	0	0	6	5
TOTALS	16	10	3	1	90	72	13	13	1	2	71	73	29	23	4	3	161	145

VS DALLAS YEAR	HOME						ROAD						OVERALL					
	W	L	T	OL	GF	GA	W	L	T	OL	GF	GA	W	L	T	OL	GF	GA
1979-80	1	1	0		4	4	0	1	1		4	10	1	2	1		8	14
1980-81	0	2	0		6	10	0	2	0		4	8	0	4	0		10	18
1981-82	0	2	1		11	16	3	1	0		16	24	3	3	1		27	40
1982-83	0	2	0		6	8	0	1	0		1	4	0	3	0		7	12
1983-84	1	0	0		5	1	0	2	0		8	10	1	2	0		13	11
1984-85	2	0	0		9	4	0	1	0		0	4	2	1	0		9	8
1985-86	0	1	0		5	6	2	0	0		7	3	2	1	0		12	9
1986-87	2	0	0		10	7	0	1	0		2	4	2	1	0		12	11
1987-88	1	0	0		5	4	1	0	1		13	10	2	0	1		18	14
1988-89	1	1	0		4	6	0	1	0		1	5	1	2	0		5	11
1989-90	1	0	0		5	3	0	2	0		5	12	1	2	0		10	15
1990-91	1	1	0		4	4	1	0	0		6	4	2	1	0		10	8
1991-92	0	1	0		2	3	0	2	0		3	10	0	3	0		5	13
1992-93	2	0	0		14	10	1	1	0		11	7	3	1	0		25	17
1993-94	1	2	0		9	12	0	1	2		6	8	1	3	2		15	20
1994-95	1	1	0		4	7	1	1	0		9	9	2	2	0		13	16
1995-96	2	0	0		10	6	2	1	0		14	8	4	1	0		24	14
1996-97	0	2	1		8	10	2	1	0		11	10	2	3	1		19	20
1997-98	2	1	0		9	10	0	2	1		3	10	2	3	1		12	20
1998-99	1	2	0		5	5	1	2	0		5	6	2	4	0		10	11
1999-00	0	3	0	0	5	12	2	0	1	0	9	7	2	3	1	0	14	19
2000-01	1	1	1	0	9	9	1	0	1	0	5	3	2	1	2	0	14	12
2001-02	1	1	0	0	7	7	1	2	0	0	9	8	2	3	0	0	16	15
2002-03	0	2	1	0	5	10	0	1	1	0	3	7	0	3	2	0	8	17
2003-04	2	1	0	0	9	8	1	1	1	0	11	8	3	2	1	0	20	16
2005-06	1	2	1	1	12	15	2	2		0	10	10	3	4		1	22	25
2006-07	0	2		2	6	13	1	2		1	9	16	1	4		3	15	29
2007-08	2	2		0	15	13	3	1		0	12	5	5	3		0	27	18
2008-09	2	1		0	9	8	2	0		1	7	5	4	1		1	16	13
2009-10	2	1		0	8	7	2	1		0	7	8	4	2		0	15	15
2010-11	2	1		0	9	6	2	1		0	7	8	4	2		0	16	14
2011-12	2	0		1	7	3	1	0		2	8	5	3	0		3	15	8
2012-13	2	0		0	4	1	0	1		1	6	7	2	1		1	10	8
2013-14	1	1		0	3	4	0	1		0	1	2	1	2		0	4	6
2014-15	0	1		0	3	4	0	2		0	1	9	0	3		0	4	13
2015-16	2	0		0	9	4	0	1		0	1	4	2	1		0	10	8
2016-17	0	1		0	2	3	0	1		1	4	8	0	2		1	6	11
2017-18	0	2		0	5	9	0	1		0	1	3	0	3		0	6	12
2018-19	1	0		0	3	2	0	2		0	4	8	1	2		0	7	10
TOTALS	40	41	4	4	265	274	32	43	9	6	244	297	72	84	13	10	509	571

VS DETROIT YEAR	HOME						ROAD						OVERALL					
	W	L	T	OL	GF	GA	W	L	T	OL	GF	GA	W	L	T	OL	GF	GA
1979-80	0	2	0		1	10	1	1	0		10	8	1	3	0		11	18
1980-81	0	1	1		7	8	0	2	0		8	11	0	3	1		15	19
1981-82	2	1	1		13	6	1	1	1		9	9	3	2	2		22	15
1982-83	1	0	0		8	3	2	0	0		12	2	3	0	0		20	5
1983-84	0	0	2		8	8	0	1	0		1	6	0	1	2		9	14
1984-85	1	0	0		5	2	1	0	1		11	8	2	0	1		16	10
1985-86	2	0	0		11	3	1	0	0		4	3	3	0	0		15	6
1986-87	0	0	1		1	1	1	1	0		7	7	1	1	1		8	8
1987-88	0	1	1		5	9	0	1	0		8	10	0	2	1		13	19
1988-89	0	1	0		2	6	0	1	1		5	8	0	2	1		7	14
1989-90	1	0	1		10	8	0	1	0		4	5	1	1	1		14	13
1990-91	0	1	0		2	5	0	2	0		2	9	0	3	0		4	14
1991-92	0	0	1		1	1	2	0	0		7	5	2	0	1		8	6
1992-93	1	0	0		4	1	1	1	0		8	8	2	1	0		12	9
1993-94	3	0	0		12	7	0	3	0		5	19	3	3	0		17	26
1994-95	1	1	0		5	8	0	2	1		9	17	1	3	1		14	25
1995-96	1	1	1		10	12	1	2	0		10	14	2	3	1		20	26
1996-97	0	2	1		9	12	2	0	0		8	3	2	2	1		17	15
1997-98	1	1	1		6	7	0	2	1		5	11	1	3	2		11	18
1998-99	1	1	0		5	8	2	0	0		10	5	3	1	0		15	13
1999-00	1	1	0	0	6	6	2	0	0	0	9	5	3	1	0	0	15	11
2000-01	0	1	1	0	4	6	0	1	1	0	5	8	0	2	2	0	9	14
2001-02	0	1	1	0	3	5	0	1	1	0	2	5	0	2	2	0	5	10
2002-03	0	2	0	0	5	8	1	1	0	0	6	6	1	3	0	0	11	14
2003-04	1	0	1	0	6	3	0	1	1	0	5	8	1	1	2	0	11	11
2005-06	0	2		0	3	9	2	0		0	9	3	2	2		0	12	12
2006-07	0	2		0	2	9	0	2		0	4	13	0	4		0	6	22
2007-08	0	2		0	4	9	0	2		0	4	6	0	4		0	8	15
2008-09	1	0		1	10	8	0	1		1	6	8	1	1		2	16	16
2009-10	1	1		0	4	6	1	1		0	7	7	2	2		0	11	13
2010-11	1	0		1	6	6	1	0		1	6	5	2	0		2	12	11
2011-12	1	0		1	5	3	0	1		1	4	7	1	1		2	9	10
2012-13	1	1		0	6	5	0	1		0	0	4	1	2		0	6	9
2013-14	1	0		0	5	2	1	0		0	4	2	2	0		0	9	4
2014-15	0	1		0	1	3	1	0		0	5	4	1	1		0	6	7
2015-16	0	0		1	2	3	0	1		0	1	5	0	1		1	3	8
2016-17	0	0		1	4	5	1	0		0	4	1	1	0		1	8	6
2017-18	0	1		0	2	4	0	1		0	3	5	0	2		0	5	9
2018-19	1	0		0	3	1	0	1		0	1	6	1	1		0	4	7
TOTALS	24	28	14	5	206	226	25	36	8	3	228	276	49	64	22	8	434	502

VS EDMONTON YEAR	HOME						ROAD						OVERALL					
	W	L	T	OL	GF	GA	W	L	T	OL	GF	GA	W	L	T	OL	GF	GA
1979-80	1	0	1		10	5	1	1	0		6	12	2	1	1		16	17
1980-81	0	2	0		3	9	0	2	0		6	17	0	4	0		9	26
1981-82	0	1	0		2	10	1	1	0		5	4	1	2	0		7	14
1982-83	2	2	0		24	23	0	4	0		7	22	2	6	0		31	45
1983-84	0	4	0		21	29	0	4	0		16	24	0	8	0		37	53
1984-85	1	3	0		13	18	2	2	0		21	22	3	5	0		34	40
1985-86	1	3	0		19	25	1	3	0		15	22	2	6	0		34	47
1986-87	2	2	0		17	17	1	3	0		10	16	3	5	0		27	33
1987-88	1	2	1		11	17	0	2	2		10	15	1	4	3		21	32
1988-89	1	2	1		18	23	2	2	0		17	17	3	4	1		35	40
1989-90	3	1	0		17	15	0	4	0		11	23	3	5	0		28	38
1990-91	2	2	0		13	12	2	1	1		10	9	4	3	1		23	21
1991-92	1	1	1		11	10	2	2	0		16	15	3	3	1		27	25
1992-93	4	1	0		22	16	4	0	0		22	13	8	1	0		44	29
1993-94	1	1	0		9	7	0	2	0		2	11	1	3	0		11	18
1994-95	0	2	0		8	11	1	0	1		8	4	1	2	1		16	15
1995-96	2	0	0		13	4	0	2	0		7	10	2	2	0		20	14
1996-97	0	2	0		4	9	1	1	0		7	6	1	3	0		11	15
1997-98	1	1	0		8	8	0	2	0		4	9	1	3	0		12	17
1998-99	1	1	0		4	9	1	1	0		10	8	2	2	0		14	17
1999-00	1	1	0	0	9	9	0	1	0	1	4	7	1	2	0	1	13	16
2000-01	2	0	0	0	9	4	0	0	2	0	4	4	2	0	2	0	13	8
2001-02	0	1	0	1	7	9	0	2	0	0	2	9	0	3	0	1	9	18
2002-03	2	0	0	0	7	5	1	1	0	0	8	5	3	1	0	0	15	10
2003-04	0	1	1	0	5	10	0	1	0	1	6	9	0	2	1	1	11	19
2005-06	1	0	1	1	7	7	1	1	0	0	5	10	2	1	1	1	12	17
2006-07	1	1	0	0	8	5	1	1	0	0	5	5	2	2	0	0	13	10
2007-08	0	2	0	0	4	9	0	2	0	0	6	13	0	4	0	0	10	22
2008-09	1	1	0	0	4	5	0	2	0	0	5	10	1	3	0	0	9	15
2009-10	2	0	0	0	9	3	1	1	0	0	5	8	3	1	0	0	14	11
2010-11	1	1	0	0	8	4	2	0	0	0	7	4	3	1	0	0	15	8
2011-12	2	0	0	0	8	4	2	0	0	0	5	3	4	0	0	0	13	7
2012-13	0	0	1	1	2		1	0	1	1	5	3	1	0	2	6	5	
2013-14	2	0	1	11	9		2	0	0	10	5		4	0	1	21	14	
2014-15	2	0	0	9	5		3	0	0	12	4		5	0	0	21	9	
2015-16	3	0	0	12	6		1	0	1	7	4		4	0	1	19	10	
2016-17	1	1	0	5	5		1	2	0	5	9		2	3	0	10	14	
2017-18	1	1	0	3	4		0	0	2	5	7		1	1	2	8	11	
2018-19	0	1	1	3	6		2	0	0	6	4		2	1	1	9	10	
TOTALS	46	44	5	5	376	388	37	53	6	6	322	402	83	97	11	11	698	790

VS FLORIDA YEAR	HOME						ROAD						OVERALL					
	W	L	T	OL	GF	GA	W	L	T	OL	GF	GA	W	L	T	OL	GF	GA
1993-94	0	2	0		4	8	1	0	0		5	2	1	2	0		9	10
1994-95	DID NOT PLAY																	
1995-96	1	0	0		5	3	0	1	0		1	6	1	1	0		6	9
1996-97	0	0	1		1	1	1	0	0		3	0	1	0	1		4	1
1997-98	1	0	0		3	2	1	0	0		3	2	2	0	0		6	4
1998-99	0	0	1		2	2	0	1	0		1	7	0	1	1		3	9
1999-00	0	1	0	0	1	6	-	-	-	-	-	-	0	1	0	0	1	6
2000-01	1	0	0	0	2	1	0	1	0	0	3	4	1	1	0	0	5	5
2001-02	-	-	-	-	-	-	1	0	0	0	3	1	1	0	0	0	3	1
2002-03	0	0	1	0	3	3	-	-	-	-	-	-	0	0	1	0	3	3
2003-04	0	0	0	1	4	5	1	0	0	0	2	1	1	0	0	1	6	6
2005-06	1	0	0	0	6	3	-	-	-	-	-	-	1	0	0	0	6	3
2006-07	-	-	-	-	-	-	0	1	0	0	2	5	0	1	0	0	2	5
2007-08	DID NOT PLAY																	
2008-09	1	0	0	0	4	1							1	0	0	0	4	1
2009-10							1	0	0	0	4	3	1	0	0	0	4	3
2010-11	0	0	1	1	2		-	-	-	-	-	-	0	0	1	1	2	
2011-12	-	-	-	-	-	-	1	0	0	0	2	1	1	0	0	0	2	1
2012-13	DID NOT PLAY																	
2013-14	1	0	0	0	2	1	1	0	0	0	3	1	2	0	0	0	5	2
2014-15	1	0	0	2	1		0	1	0	1	2		1	1	0	3	3	
2015-16	1	0	0	5	1		0	1	0	2	3		1	1	0	7	4	
2016-17	1	0	0	3	2		0	1	0	1	3		1	1	0	4	5	
2017-18	0	1	0	2	3		0	1	0	2	4		0	2	0	4	7	
2018-19	1	0	0	4	3		0	1	0	2	4		1	1	0	6	7	
TOTALS	10	4	3	2	54	48	8	9	0	0	40	49	18	13	3	2	94	97

VS LOS ANGELES YEAR	HOME						ROAD						OVERALL					
	W	L	T	OL	GF	GA	W	L	T	OL	GF	GA	W	L	T	OL	GF	GA
1979-80	1	0	1		9	7	1	1	0		10	8	2	1	1		19	15
1980-81	0	2	0		6	11	0	2	0		5	14	0	4	0		11	25
1981-82	2	0	0		14	7	1	0	0		3	2	3	0	0		17	9
1982-83	3	1	0		24	16	3	1	0		17	14	6	2	0		41	30
1983-84	2	0	2		23	20	3	0	1		22	16	5	0	3		45	36
1984-85	1	1	2		15	13	3	1	0		24	19	4	2	2		39	32
1985-86	1	3	0		15	19	1	2	1		15	15	2	5	1		30	34
1986-87	3	1	0		13	8	2	2	0		16	20	5	3	0		29	28
1987-88	2	2	0		11	10	3	1	0		21	18	5	3	0		32	28
1988-89	1	1	2		20	19	1	1	2		14	14	2	2	4		34	33
1989-90	3	1	0		21	9	2	1	1		15	14	5	2	1		36	23
1990-91	1	3	0		15	19	0	2	2		12	17	1	5	2		27	36
1991-92	2	2	0		17	16	0	2	1		8	10	2	4	1		25	26
1992-93	2	0	2		17	12	1	2	0		12	16	3	2	2		29	28
1993-94	1	1	0		7	7	1	0	1		12	10	2	1	1		19	17
1994-95	0	2	0		3	6	0	1	1		9	11	0	3	1		12	17
1995-96	2	0	0		9	6	1	1	0		8	10	3	1	0		17	16
1996-97	1	1	0		7	5	1	1	0		7	9	2	2	0		14	14
1997-98	1	1	0		7	4	1	1	0		6	5	2	2	0		13	9
1998-99	2	1	0		9	5	3	0	0		9	1	5	1	0		18	6
1999-00	1	2	0	0	6	9	3	0	0	0	12	7	4	2	0	0	18	16
2000-01	1	0	1	0	5	3	1	1	1	0	11	14	2	1	2	0	16	17
2001-02	2	0	1	0	11	6	0	0	2	0	4	4	2	0	3	0	15	10
2002-03	1	0	0	1	6	6	0	2	0	1	7	12	1	2	0	2	13	18
2003-04	2	1	0	0	11	7	0	2	1	0	9	14	2	3	1	0	20	21
2005-06	4	0	0	0	15	6	1	3	0	0	9	11	5	3	0	0	24	17
2006-07	3	1	0	0	16	14	1	2	1	1	11	14	4	3	1	27	28	
2007-08	3	0	1	1	17	11	3	1	0	0	9	6	6	1	1	26	17	
2008-09	2	1	0	0	6	7	2	1	0	0	9	10	4	2	0	15	17	
2009-10	1	2	0	0	9	12	2	0	1	1	11	8	3	2	1	20	20	
2010-11	2	1	0	0	13	9	1	1	1	4	4		3	2	1	17	13	
2011-12	2	1	0	0	8	8	1	1	1	3	5		3	2	1	11	13	
2012-13	2	1	0	0	10	7	0	2	0	2	7		2	3	0	12	14	
2013-14	2	0	0	0	6	1	1	2	0	0	8	14	3	2	0	14	15	
2014-15	1	1	0	0	3	6	0	2	0	2	5		1	3	0	5	11	
2015-16	1	1	1	1	8	12	2	0	0	0	7	3	3	1	1	15	15	
2016-17	0	2	0	0	5	7	3	0	0	10	6		3	2	0	15	13	
2017-18	2	0	0	0	6	5	0	2	0	2	10		2	2	0	8	15	
2018-19	1	1	0	0	5	5	1	1	0	3	3		2	2	0	8	8	
TOTALS	64	38	11	3	428	360	50	45	14	5	378	400	114	83	25	8	806	760

VS MINNESOTA YEAR	HOME						ROAD						OVERALL					
	W	L	T	OL	GF	GA	W	L	T	OL	GF	GA	W	L	T	OL	GF	GA
2000-01	2	0	0	0	6	1	1	0	1	0	4	2	3	0	1	0	10	3
2001-02	2	0	0	0	9	2	0	1	1	0	4	7	2	1	1	0	13	9
2002-03	1	1	0	0	5	7	1	1	0	0	4	4	2	2	0	0	9	11
2003-04	0	1	1	0	3	6	2	0	0	0	5	2	2	1	1	0	8	8
2005-06	1	1	0	0	6	7	1	1	0	0	6	5	2	2	0	0	12	12
2006-07	1	1	0	0	4	4	0	2	0	0	2	7	1	3	0	6	11	
2007-08	0	2	0	0	4	6	0	2	0	0	2	7	0	4	0	6	13	
2008-09	1	1	0	0	5	4	0	2	0	0	3	10	1	3	0	8	14	
2009-10	2	0	0	0	8	4	2	0	0	0	6	4	4	0	0	0	14	8
2010-11	1	1	0	0	3	3	1	0	1	9	8		2	1	1	12	11	
2011-12	0	1	1	1	3	6	2	0	0	0	8	3	2	1	1	11	9	
2012-13	1	1	0	0	5	5	0	0	1	3	4		1	1	1	8	9	
2013-14	0	2	0	0	2	7	1	0	0	0	3	1	1	2	0	5	8	
2014-15	0	0	1	0	3	3	0	2	0	1	5		0	2	1	4	8	
2015-16	1	1	0	0	5	5	1	0	0	0	1	1	2	1	0	6	6	
2016-17	0	1	0	0	1	3	0	2	0	0	4	8	0	3	0	5	11	
2017-18	1	1	0	0	6	6	1	0	0	0	4	3	2	1	0	10	9	
2018-19	1	0	0	0	4	0	1	1	0	5	5		2	1	0	9	5	
TOTALS	15	15	1	2	82	79	14	14	2	2	74	86	29	29	3	4	156	165

VS MONTREAL YEAR	HOME						ROAD						OVERALL					
	W	L	T	OL	GF	GA	W	L	T	OL	GF	GA	W	L	T	OL	GF	GA
1979-80	1	1	0		9	6	0	2	0		0	10	1	3	0		9	16
1980-81	1	1	0		5	7	0	2	0		6	16	1	3	0		11	23
1981-82	0	0	2		9	9	0	1	0		3	7	0	1	2		12	16
1982-83	0	1	0		0	2	0	2	0		7	14	0	3	0		7	16
1983-84	0	1	1		4	14	1	0	0		5	3	1	1	1		9	17
1984-85	0	1	0		2	4	1	1	0		8	7	1	2	0		10	11
1985-86	1	1	0		9	11	0	1	0		0	4	1	2	0		9	15
1986-87	1	0	0		2	1	0	2	0		5	10	1	2	0		7	11
1987-88	0	2	0		4	11	0	1	0		0	6	0	3	0		4	17
1988-89	1	0	0		7	3	0	2	0		5	13	1	2	0		12	16
1989-90	1	0	1		9	8	0	1	0		1	5	1	1	1		10	13
1990-91	1	0	0		4	2	0	2	0		7	12	1	2	0		11	14
1991-92	0	0	1		2	2	0	1	0		1	6	0	1	1		3	8
1992-93	0	1	0		2	3	0	1	0		1	2	0	2	0		3	5
1993-94	1	0	0		3	1	0	1	0		2	4	1	1	0		5	5
1994-95	DID NOT PLAY																	
1995-96	0	1	0		5	6	0	1	0		1	4	0	2	0		6	10
1996-97	0	0	1		4	4	1	0	0		5	4	1	0	1		9	8
1997-98	0	1	0		2	5	0	1	0		2	4	0	2	0		4	9
1998-99	1	0	0		4	2	0	0	1		2	2	1	0	1		6	4
1999-00	-	-	-	-	-	-	0	1	0	0	0	1	0	1	0	0	0	1
2000-01	0	0	1	0	3	3	0	1	0	0	2	5	0	1	1	0	5	8
2001-02	-	-	-	-	-	-	0	0	1	0	3	3	0	0	1	0	3	3
2002-03	0	1	0	0	2	4	-	-	-	-	-	-	0	1	0	0	2	4
2003-04	0	1	0	0	3	4	-	-	-	-	-	-	0	1	0	0	3	4
2005-06	-	-	-	-	-	-	0	1		0	2	5	0	1		0	2	5
2006-07	DID NOT PLAY																	
2007-08	0	1		0	2	4	-	-	-	-	-	-	0	1		0	2	4
2008-09							0	1		0	1	4	0	1		0	1	4
2009-10	0	1		0	2	4							0	1		0	2	4
2010-11	-	-	-	-	-	-	0	0		1	2	3	0	0		1	2	3
2011-12	0	0		1	2	3	-	-	-	-	-	-	0	0		1	2	3
2012-13	DID NOT PLAY																	
2013-14	1	0		0	5	2	0	1		0	1	3	1	1		0	6	5
2014-15	0	1		0	0	2	1	0		0	3	2	1	1		0	3	4
2015-16	1	0		0	6	2	1	0		0	3	2	2	0		0	9	4
2016-17	0	0		1	4	5	0	1		0	2	5	0	1		1	6	10
2017-18	1	0		0	5	2	1	0		0	5	4	2	0		0	10	6
2018-19	0	1		0	1	2	0	1		0	1	2	0	2		0	2	4
TOTALS	12	17	7	2	121	138	6	29	2	1	86	172	18	46	9	3	207	310

VS NASHVILLE YEAR	HOME						ROAD						OVERALL					
	W	L	T	OL	GF	GA	W	L	T	OL	GF	GA	W	L	T	OL	GF	GA
1998-99	1	1	0	0	7	7	1	1	0	0	5	3	2	2	0	0	12	10
1999-00	1	0	0	1	6	6	1	0	1	0	10	7	2	0	1	1	16	13
2000-01	1	1	0	0	7	6	0	1	0	1	4	8	1	2	0	1	11	14
2001-02	2	0	0	0	7	4	2	0	0	0	4	2	4	0	0	0	11	6
2002-03	2	0	0	0	3	1	1	0	0	1	5	5	3	0	0	1	8	6
2003-04	0	2	0	0	3	11	0	1	1	0	6	7	0	3	1	0	9	18
2005-06	1	0		1	9	8	0	2		0	1	7	1	2		1	10	15
2006-07	2	0		0	6	4	0	2		0	2	8	2	2		0	8	12
2007-08	1	1		0	7	9	1	0		1	8	6	2	1		1	15	15
2008-09	1	1		0	2	3	0	2		0	2	6	1	3		0	4	9
2009-10	2	0		0	9	4	1	0		1	4	4	3	0		1	13	8
2010-11	1	1		0	6	8	1	1		0	3	5	2	2		0	9	13
2011-12	0	1		1	4	7	2	0		0	8	4	2	1		1	12	11
2012-13	1	0		0	4	0	1	1		0	7	7	2	1		0	11	7
2013-14	1	0		0	4	4	0	2		0	2	6	1	2		0	6	10
2014-15	0	1		1	2	7	0	0		1	3	3	0	1		2	5	10
2015-16	1	0		0	4	0	0	1		1	4	8	1	1		1	8	8
2016-17	2	0		0	7	3	0	1		0	1	3	2	1		0	8	6
2017-18	1	1		0	5	5	0	0		1	2	2	1	1		1	7	7
2018-19	1	0		0	2	1	1	1		0	5	5	2	1		0	7	6
TOTALS	22	10	0	4	104	98	12	16	2	7	86	106	34	26	2	11	190	204

VS NEW JERSEY YEAR	HOME						ROAD						OVERALL						
	W	L	T	OL	GF	GA	W	L	T	OL	GF	GA	W	L	T	OL	GF	GA	
1979-80	2	0	0		7	4	0	1	1		3	6	2	1	1		10	10	
1980-81	2	0	0		9	7	0	1	1		3	4	2	1	1		12	11	
1981-82	1	1	0		10	6	1	0	0		5	3	2	1	0		15	9	
1982-83	1	1	0		5	4	1	0	0		5	3	2	1	0		10	7	
1983-84	1	0	0		4	1	1	1	0		11	11	2	1	0		15	12	
1984-85	1	0	1		9	3	1	0	0		6	3	2	0	1		15	6	
1985-86	1	0	0		5	3	0	2	0		7	10	1	2	0		12	13	
1986-87	2	0	0		12	4	1	0	0		5	4	3	0	0		17	8	
1987-88	1	0	0		4	1	1	0	1		4	2	2	0	1		8	3	
1988-89	1	0	1		8	7	0	0	1		3	3	1	0	2		11	10	
1989-90	0	1	0		1	3	2	0	0		8	5	2	1	0		9	8	
1990-91	1	0	1		8	7	0	0	1		3	3	1	0	2		11	10	
1991-92	1	0	0		6	4	1	0	0		1	0	2	0	0		7	4	
1992-93	1	0	0		4	3	0	0	1		2	2	1	0	1		6	5	
1993-94	0	1	0		0	4	0	1	0		4	7	0	2	0		4	11	
1994-95	DID NOT PLAY																		
1995-96	1	0	0		5	3	0	1	0		1	4	1	1	0		6	7	
1996-97	1	0	0		4	3	1	0	0		4	3	2	0	0		8	6	
1997-98	0	1	0		0	3	0	1	0		2	3	0	2	0		2	6	
1998-99	1	0	0		3	2	0	1	0		1	4	1	1	0		4	6	
1999-00	1	0	0	0	4	2	0	1	0	0	3	4	1	1	0	0	7	6	
2000-01	0	1	0	0	2	3	0	1	0	0	1	5	0	2	0	0	3	8	
2001-02	1	0	0	0	4	1	0	1	0	0	2	5	1	1	0	0	6	6	
2002-03	0	1	0	0	0	3	-	-	-	-	-	-	0	1	0	0	0	3	
2003-04	-	-	-	-	-	-	1	0	0	0	3	1	1	0	0	0	3	1	
2005-06	DID NOT PLAY																		
2006-07	1	0		0	3	1	-	-	-	-	-	-	1	0		0	3	1	
2007-08	-	-		-	-	-	1	0		0	4	1	1	0		0	4	1	
2008-09	-	-	-	-	-	-	0	1		0	2	5	0	1		0	2	5	
2009-10	1	0		0	4	3				1	0		0	4		3			
2010-11	-	-	-	-	-	-	0	1		0	0	3	0	1		0	0	3	
2011-12	1	0		0	5	3	-	-	-	-	-	-	1	0		0	5	3	
2012-13	DID NOT PLAY																		
2013-14	1	0		0	3	2	1	0		0	2	2	2	0		0	5	4	
2014-15	0	1		0	1	4	0	1		0	0	3	0	2		0	1	7	
2015-16	0	1		0	0	2	0	0		1	2	3	0	1		1	2	5	
2016-17	1	0		0	5	4	0	1		0	3	5	1	1		0	8	9	
2017-18	1	0		0	5	0	0	1		0	3	4	1	1		0	8	4	
2018-19	0	0		1	2	3	0	0		1	1	2	0	0		2	3	5	
TOTALS	27	9	3	1	142	103	13	17	6	2	104	123	40	26	9	3	246	226	

VS NY ISLANDERS YEAR	HOME						ROAD						OVERALL					
	W	L	T	OL	GF	GA	W	L	T	OL	GF	GA	W	L	T	OL	GF	GA
1979-80	0	1	1		4	8	0	1	1		2	5	0	2	2		6	13
1980-81	0	2	0		7	11	0	1	1		6	10	0	3	1		13	21
1981-82	1	1	0		8	7	0	1	0		2	5	1	2	0		10	12
1982-83	1	0	0		4	2	0	1	1		3	6	1	1	1		7	8
1983-84	1	1	0		7	7	1	0	0		4	2	2	1	0		11	9
1984-85	0	1	0		2	5	1	1	0		7	9	1	2	0		9	14
1985-86	0	2	0		4	10	0	0	1		4	4	0	2	1		8	14
1986-87	1	0	0		3	1	0	1	1		6	9	1	1	1		9	10
1987-88	1	1	0		5	8	0	1	0		3	7	1	2	0		8	15
1988-89	0	1	0		3	4	1	1	0		14	9	1	2	0		17	13
1989-90	0	2	0		7	12	1	0	0		4	3	1	2	0		11	15
1990-91	1	0	0		8	1	0	2	0		2	7	1	2	0		10	8
1991-92	1	0	0		3	1	0	1	1		5	6	1	1	1		8	7
1992-93	0	0	1		3	3	1	0	0		4	3	1	0	1		7	6
1993-94	0	1	0		2	7	1	0	0		5	2	1	1	0		7	9
1994-95	DID NOT PLAY																	
1995-96	0	1	0		2	4	1	0	0		7	5	1	1	0		9	9
1996-97	0	0	1		3	3	0	1	0		2	8	0	1	1		5	11
1997-98	1	0	0		2	1	0	1	0		0	4	1	1	0		2	5
1998-99	1	0	0		4	2	0	0	1		4	4	1	0	1		8	6
1999-00	1	0	0	0	5	0	0	0	1	0	2	2	1	0	1	0	7	2
2000-01	0	0	1	0	2	2	1	0	0	0	2	1	1	0	1	0	4	3
2001-02	1	0	0	0	6	1	-	-	-	-	-	-	1	0	0	0	6	1
2002-03	-	-	-	-	-	-	1	0	0	0	3	2	1	0	0	0	3	2
2003-04	0	1	0	0	2	5	-	-	-	-	-	-	0	1	0	0	2	5
2005-06	DID NOT PLAY																	
2006-07	1	0		0	6	3	-	-	-	-	-	-	1	0		0	6	3
2007-08	-	-	-	-	-	-	0	1		0	2	3	0	1		0	2	3
2008-09	1	0		0	5	4	0	1		0	2	3	1	1		0	7	7
2009-10	0	0		1	4	5	0	0		0	0	0	0	0		1	4	5
2010-11	-	-	-	-	-	-	1	0		0	4	3	1	0		0	4	3
2011-12	1	0		0	5	1	-	-		-	-	-	1	0		0	5	1
2012-13	DID NOT PLAY																	
2013-14	1	0		0	6	3	0	1		0	1	6	1	1		0	7	9
2014-15	0	1		0	0	1	0	1		0	1	5	0	2		0	1	6
2015-16	1	0		0	1	0	0	1		0	2	5	1	1		0	3	5
2016-17	1	0		0	2	1	0	1		0	2	3	1	1		0	4	4
2017-18	1	0		0	3	2	0	1		0	3	5	1	1		0	6	7
2018-19	0	1		0	1	3	0	1		0	0	2	0	2		0	1	5
TOTALS	18	17	4	1	129	128	10	21	8	0	108	148	28	38	12	1	237	276

ALL-TIME VS. OPPONENTS

RECORDS

VS NY RANGERS YEAR	HOME						ROAD						OVERALL					
	W	L	T	OL	GF	GA	W	L	T	OL	GF	GA	W	L	T	OL	GF	GA
1979-80	1	1	0		4	5	1	1	0		7	8	2	2	0		11	13
1980-81	1	1	0		8	5	0	2	0		8	16	1	3	0		16	21
1981-82	1	0	1		12	7	0	1	0		2	5	1	1	1		14	12
1982-83	1	0	0		4	1	0	1	1		9	14	1	1	1		13	15
1983-84	0	2	0		6	9	1	0	0		7	5	1	2	0		13	14
1984-85	1	0	0		6	5	2	0	0		17	9	3	0	0		23	14
1985-86	1	1	0		7	8	0	1	0		4	7	1	2	0		11	15
1986-87	0	1	0		3	6	2	0	0		7	5	2	1	0		10	11
1987-88	0	1	1		9	10	0	1	0		4	6	0	2	1		13	16
1988-89	0	1	0		3	4	1	1	0		9	7	1	2	0		12	11
1989-90	1	1	0		6	8	0	0	1		3	3	1	1	1		9	11
1990-91	0	1	0		4	6	1	1	0		7	8	1	2	0		11	14
1991-92	1	1	0		5	7	0	1	0		2	4	1	2	0		7	11
1992-93	0	1	0		4	5	0	1	0		2	5	0	2	0		6	10
1993-94	1	0	0		3	1	0	1	0		1	2	1	1	0		4	3
1994-95	DID NOT PLAY																	
1995-96	1	0	0		6	3	0	1	0		4	6	1	1	0		10	9
1996-97	0	1	0		1	3	0	1	0		2	5	0	2	0		3	8
1997-98	0	0	1		1	1	0	1	0		1	3	0	1	1		2	4
1998-99	1	0	0		3	1	0	1	0		0	3	1	1	0		3	4
1999-00	0	0	1	0	2	2	0	1	0	0	2	4	0	1	1	0	4	6
2000-01	1	0	0	0	3	1	1	0	0	0	2	0	2	0	0	0	5	1
2001-02	1	0	0	0	5	0	-	-	-	-	-	-	1	0	0	0	5	0
2002-03	-	-	-	-	-	-	0	0	0	1	2	3	0	0	0	1	2	3
2003-04	0	0	0	1	2	3	-	-	-	-	-	-	0	0	0	1	2	3
2005-06	DID NOT PLAY																	
2006-07	0	1		0	3	7	-	-	-	-	-	-	0	1		0	3	7
2007-08	-	-	-	-	-	-	1	0		0	5	1	1	0		0	5	1
2008-09							0	1		0	1	4	0	1		0	1	4
2009-10	1	0		0	3	2	0	1		0	2	5	1	1		0	5	7
2010-11	-	-	-	-	-	-	0	0		1	3	4	0	0		1	3	4
2011-12	0	1		0	2	3	0	0		1	1	1	0	1		1	3	4
2012-13	DID NOT PLAY																	
2013-14	1	0		0	4	1	0	0		1	3	4	1	0		1	7	5
2014-15	0	1		0	1	5	0	1		0	3	4	0	2		0	4	9
2015-16	0	1		0	1	4	0	1		0	1	4	0	2		0	2	8
2016-17	0	1		0	3	6	0	1		0	2	3	0	2		0	5	9
2017-18	0	0		1	1	2	0	1		0	2	5	0	1		1	3	7
2018-19	1	0		0	5	0	1	0		0	4	3	2	0		0	9	3
TOTALS	16	18	4	2	130	130	11	23	2	4	129	166	27	41	6	6	259	296

VS OTTAWA YEAR	HOME						ROAD						OVERALL					
	W	L	T	OL	GF	GA	W	L	T	OL	GF	GA	W	L	T	OL	GF	GA
1992-93	1	0	0		6	3	1	0	1		12	6	2	0	1		18	9
1993-94	0	1	0		6	7	2	0	0		9	3	2	1	0		15	10
1994-95	DID NOT PLAY																	
1995-96	1	0	0		6	2	1	0	0		3	1	2	0	0		9	3
1996-97	0	1	0		1	4	1	0	0		4	2	1	1	0		5	6
1997-98	0	0	1		4	4	0	1	0		1	4	0	1	1		5	8
1998-99	0	1	0		1	4	1	0	0		2	0	1	1	0		3	4
1999-00	1	0	0	0	4	3	0	1	0	0	2	5	1	1	0	0	6	8
2000-01	0	1	0	0	2	5	-	-	-	-	-	-	0	1	0	0	2	5
2001-02	1	0	0	0	3	2	0	1	0	0	0	6	1	1	0	0	3	8
2002-03	-	-	-	-	-	-	0	1	0	0	1	2	0	1	0	0	1	2
2003-04	0	1	0	0	1	4	-	-	-	-	-	-	0	1	0	0	1	4
2005-06	-	-	-	-	-	-	0	1		0	2	7	0	1		0	2	7
2006-07	DID NOT PLAY																	
2007-08	0	1		0	2	4	-	-	-	-	-	-	0	1		0	2	4
2008-09							0	1		0	3	6	0	1		0	3	6
2009-10	1	0		0	3	2	1	0		0	2	5	1	0		0	3	2
2010-11	-	-	-	-	-	-	0	1		0	2	5	0	1		0	2	5
2011-12	1	0		0	3	2	-	-	-	-	-	-	1	0		0	3	2
2012-13	DID NOT PLAY																	
2013-14	0	0		1	3	4	1	0		0	4	3	1	0		1	7	7
2014-15	0	1		0	1	5	0	1		0	2	7	0	2		0	3	12
2015-16	1	0		0	4	3	1	0		0	4	1	2	0		0	8	4
2016-17	0	0		1	2	3	0	1		0	4	7	0	1		1	6	10
2017-18	1	0		0	2	1	1	0		0	3	2	2	0		0	5	3
2018-19	1	0		0	5	1	1	0		0	3	2	2	0		0	8	3
TOTALS	9	7	1	2	59	63	10	9	1	0	61	69	19	16	2	2	120	132

VS PHILADELPHIA YEAR	HOME						ROAD						OVERALL						
	W	L	T	OL	GF	GA	W	L	T	OL	GF	GA	W	L	T	OL	GF	GA	
1979-80	0	2	0		7	10	0	2	0		5	10	0	4	0		12	20	
1980-81	1	1	0		7	9	0	2	0		2	13	1	3	0		9	22	
1981-82	1	0	0		6	2	1	1	0		8	8	2	1	0		14	10	
1982-83	0	2	0		5	9	0	1	0		2	5	0	3	0		7	14	
1983-84	1	0	0		3	2	0	2	0		9	11	1	2	0		12	13	
1984-85	2	0	0		11	6	1	0	0		7	4	3	0	0		18	10	
1985-86	1	0	0		2	1	0	2	0		5	14	1	2	0		7	15	
1986-87	1	1	0		6	7	0	1	0		1	3	1	2	0		7	10	
1987-88	0	1	0		3	4	0	2	0		3	10	0	3	0		6	14	
1988-89	0	1	1		7	11	0	1	0		1	5	0	2	1		8	16	
1989-90	1	0	0		5	3	1	1	0		7	8	2	1	0		12	11	
1990-91	0	2	0		4	8	0	1	0		3	4	0	3	0		7	12	
1991-92	1	0	0		2	0	2	0	0		3	1	3	0	0		5	1	
1992-93	0	1	0		2	4	0	1	0		4	5	0	2	0		6	9	
1993-94	0	0	1		2	2	1	0	0		9	6	1	0	1		11	8	
1994-95	DID NOT PLAY																		
1995-96	1	0	0		4	1	0	1	0		0	3	1	1	0		4	4	
1996-97	0	1	0		1	3	0	1	0		1	4	0	2	0		2	7	
1997-98	0	1	0		2	6	1	0	0		2	1	1	1	0		4	7	
1998-99	0	1	0		1	4	0	1	0		2	4	0	2	0		3	8	
1999-00	0	1	0	0	1	4	0	1	0	0	3	5	0	2	0	0	4	9	
2000-01	1	0	0	0	6	3	1	0	0	0	2	1	2	0	0	0	8	4	
2001-02	1	0	0	0	4	2	-	-	-	-	-	-	1	0	0	0	4	2	
2002-03	1	0	0	0	4	0	0	1	0	0	2	6	1	1	0	0	6	6	
2003-04	0	1	0	0	4	5	0	1	0	0	2	3	0	2	0	0	6	8	
2005-06	DID NOT PLAY																		
2006-07	1	0		0	4	0	-	-	-	-	-	-	1	0		0	4	0	
2007-08	-	-	-	-	-	-	1	0		0	3	2	1	0		0	3	2	
2008-09							0	0		1	3	4	0	0		1	3	4	
2009-10	1	0		0	3	1							1	0		0	3	1	
2010-11	-	-	-	-	-	-	1	0		0	3	2	1	0		0	3	2	
2011-12	0	1		0	2	4	0	1		0	1	2	0	2		0	3	6	
2012-13	DID NOT PLAY																		
2013-14	0	1		0	3	5	1	0		0	2	1	1	1		0	5	6	
2014-15	1	0		0	4	2	0	0		1	3	3	1	0		1	7	5	
2015-16	1	0		0	2	1	0	1		0	2	4	1	1		0	4	5	
2016-17	1	0		0	4	3	1	0		0	5	4	2	0		0	9	7	
2017-18	0	0		1	3	4	1	0		0	4	3	1	0		1	7	7	
2018-19	0	1		0	2	5	0	0		1	4	5	0	1		1	6	10	
TOTALS	18	19	2	1	126	130	13	25	0	3	113	164	31	44	2	4	239	294	

VS PITTSBURGH YEAR	HOME						ROAD						OVERALL					
	W	L	T	OL	GF	GA	W	L	T	OL	GF	GA	W	L	T	OL	GF	GA
1979-80	0	2	0		4	7	0	2	0		4	7	0	4	0		8	14
1980-81	0	2	0		7	9	0	2	0		7	9	0	4	0		14	18
1981-82	1	0	0		6	1	0	2	0		3	6	1	2	0		9	7
1982-83	2	0	0		10	7	0	1	0		4	6	2	1	0		14	13
1983-84	0	1	0		3	6	2	0	0		9	7	2	1	0		12	13
1984-85	1	1	0		10	10	1	0	0		6	4	2	1	0		16	14
1985-86	1	0	0		5	3	0	2	0		3	13	1	2	0		8	16
1986-87	1	1	0		6	6	1	0	0		4	3	2	1	0		10	9
1987-88	0	1	0		4	5	2	0	0		8	4	2	1	0		12	9
1988-89	1	1	0		8	8	0	1	0		4	5	1	2	0		12	13
1989-90	0	0	1		3	3	0	2	0		4	10	0	2	1		7	13
1990-91	1	1	0		10	8	0	1	0		2	9	1	2	0		12	17
1991-92	0	1	0		1	3	1	1	0		6	3	1	2	0		7	6
1992-93	1	0	0		3	2	0	1	0		2	5	1	1	0		5	7
1993-94	0	1	0		3	5	0	1	0		3	5	0	2	0		6	10
1994-95	DID NOT PLAY																	
1995-96	0	1	0		0	1	0	1	0		4	9	0	2	0		4	10
1996-97	0	0	1		5	5	0	1	0		1	4	0	1	1		6	9
1997-98	0	0	1		2	2	1	0	0		2	1	1	0	1		4	3
1998-99	1	0	0		5	3	0	1	0		1	4	1	1	0		6	7
1999-00	1	0	0	0	3	1	0	1	0	0	2	4	1	1	0	0	5	5
2000-01	1	0	0	0	5	4	-	-	-	-	-	-	1	0	0	0	5	4
2001-02	1	0	0	0	5	2	1	0	0	0	3	1	2	0	0	0	8	3
2002-03	1	0	0	0	5	2	1	0	0	0	4	1	2	0	0	0	9	3
2003-04	0	0	0	1	3	4	-	-	-	-	-	-	0	0	0	1	3	4
2005-06	DID NOT PLAY																	
2006-07	0	1		0	2	7	-	-	-	-	-	-	0	1		0	2	7
2007-08	-	-	-	-	-	-	0	1		0	1	3	0	1		0	1	3
2008-09	1	0		0	4	1							1	0		0	4	1
2009-10							1	0		0	3	0	1	0		0	3	0
2010-11	0	0		1	3	4	0	1		0	1	6	0	1		1	4	10
2011-12	-	-		-	-	-	0	1		0	1	2	0	1		0	1	2
2012-13	DID NOT PLAY																	
2013-14	1	0		0	3	1	1	0		0	3	2	2	0		0	6	3
2014-15	0	1		0	1	3	0	1		0	2	3	0	2		0	3	6
2015-16	1	0		0	2	1	0	1		0	0	6	1	1		0	2	7
2016-17	1	0		0	4	3	0	1		0	0	7	1	1		0	4	10
2017-18	0	1		0	2	4	0	1		0	1	3	0	2		0	3	7
2018-19	0	0		1	2	3	0	1		0	0	4	0	1		1	2	7
TOTALS	18	16	3	3	139	134	12	28	0	0	98	156	30	44	3	3	237	290

VS SAN JOSE YEAR	HOME						ROAD						OVERALL					
	W	L	T	OL	GF	GA	W	L	T	OL	GF	GA	W	L	T	OL	GF	GA
1991-92	3	1	0		18	9	2	0	1		13	10	5	1	1		31	19
1992-93	3	1	0		14	10	1	2	0		15	14	4	3	0		29	24
1993-94	0	1	1		6	11	0	1	1		7	12	0	2	2		13	23
1994-95	1	0	1		7	5	0	2	0		5	10	1	2	1		12	15
1995-96	0	1	1		4	10	1	1	0		9	6	1	2	1		13	16
1996-97	2	0	0		11	2	1	1	0		8	6	3	1	0		19	8
1997-98	2	0	0		8	4	2	0	0		7	2	4	0	0		15	6
1998-99	1	2	0		3	5	2	1	0		8	7	3	3	0		11	12
1999-00	2	1	0	0	8	8	1	2	0	0	5	11	3	3	0	0	13	19
2000-01	1	1	0	1	6	6	0	2	0	0	1	5	1	3	0	1	7	11
2001-02	1	1	0	0	10	9	1	2	0	0	9	12	2	3	0	0	19	21
2002-03	2	0	0	1	11	8	1	0	1	0	6	5	3	0	1	1	17	13
2003-04	0	3	0	0	2	12	1	1	1	0	6	10	1	4	1	0	8	22
2005-06	2	1		1	14	11	4	0		0	18	12	6	1		1	32	23
2006-07	1	3		0	11	11	1	3		0	7	15	2	6		0	18	26
2007-08	2	2		0	10	14	1	3		0	5	14	3	5		0	15	28
2008-09	2	1		0	10	8	1	2		0	6	6	3	3		0	16	14
2009-10	1	1		1	5	7	1	0		2	5	6	2	1		3	10	13
2010-11	1	2		0	7	11	0	3		0	5	12	1	5		0	12	23
2011-12	3	0		0	10	3	1	1		1	9	9	4	1		1	19	12
2012-13	1	1		0	2	5	1	1		1	5	7	2	2		1	7	12
2013-14	0	1		1	5	6	1	1		0	3	6	1	2		1	8	12
2014-15	1	2		0	9	10	1	1		0	4	6	2	3		0	13	16
2015-16	1	1		0	4	4	0	3		0	1	8	1	4		0	5	12
2016-17	2	1		0	7	8	1	0		1	4	4	3	1		1	11	12
2017-18	0	1		1	3	5	1	0		1	7	7	1	1		2	10	12
2018-19	1	1		0	9	8	1	0		1	6	6	2	1		1	15	14
TOTALS	36	30	3	6	214	210	28	33	4	7	184	228	64	63	7	13	398	438

VS ST. LOUIS YEAR	HOME						ROAD						OVERALL					
	W	L	T	OL	GF	GA	W	L	T	OL	GF	GA	W	L	T	OL	GF	GA
1979-80	0	0	2		8	8	1	1	0		4	8	1	1	2		12	16
1980-81	0	0	2		6	6	0	2	0		4	10	0	2	2		10	16
1981-82	3	0	1		19	14	1	1	1		14	14	4	1	2		33	28
1982-83	0	1	0		2	4	2	0	0		9	5	2	1	0		11	9
1983-84	2	0	0		8	4	0	1	0		3	9	2	1	0		11	13
1984-85	0	1	0		2	6	0	0	2		8	8	0	1	2		10	14
1985-86	1	1	0		6	5	0	1	0		6	8	1	2	0		12	13
1986-87	1	0	0		2	0	0	0	2		4	4	1	0	2		6	4
1987-88	2	0	0		8	4	0	1	0		2	6	2	1	0		10	10
1988-89	1	0	0		6	2	0	1	1		7	9	1	1	1		13	11
1989-90	1	1	0		8	10	0	0	1		3	3	1	1	1		11	13
1990-91	1	0	0		4	3	0	1	1		5	7	1	1	1		9	10
1991-92	0	1	1		6	7	0	1	0		1	2	0	2	1		7	9
1992-93	1	1	0		6	6	1	1	0		3	4	2	2	0		9	10
1993-94	2	1	0		6	4	1	2	0		10	12	3	3	0		16	16
1994-95	1	2	0		12	11	1	1	0		8	9	2	3	0		20	20
1995-96	1	2	0		8	11	0	2	1		4	8	1	4	1		12	19
1996-97	1	2	0		5	8	2	1	0		10	6	3	3	0		15	14
1997-98	1	1	0		7	7	2	1	0		8	10	3	2	0		15	17
1998-99	1	1	0		8	8	0	1	1		4	5	1	2	1		12	13
1999-00	0	2	0	0	3	11	1	1	0	0	2	5	1	3	0	0	5	16
2000-01	2	0	0	0	7	2	0	2	0	0	2	7	2	2	0	0	9	9
2001-02	2	0	0	0	8	3	0	2	0	0	4	9	2	2	0	0	12	12
2002-03	0	1	1	0	4	7	1	1	0	0	8	9	1	2	1	0	12	16
2003-04	2	0	0	0	7	5	0	1	1	0	3	5	2	1	1	0	10	10
2005-06	1	1		0	9	9	2	0		0	8	3	3	1		0	17	12
2006-07	1	1		0	7	9	2	0		0	7	3	3	1		0	14	12
2007-08	2	0		0	5	2	2	0		0	4	2	4	0		0	9	4
2008-09	0	2		0	2	8	0	2		0	4	6	0	4		0	6	14
2009-10	1	1		0	5	7	1	0		1	4	3	2	1		1	9	10
2010-11	2	0		0	7	4	1	1		0	7	7	3	1		0	14	11
2011-12	0	2		0	2	7	1	1		0	5	5	1	3		0	7	12
2012-13	0	1		0	3	6	0	1		1	1	4	0	2		1	4	10
2013-14	0	1		0	2	4	1	1		0	4	4	1	2		0	6	8
2014-15	0	2		0	1	12	0	1		0	1	2	0	3		0	2	14
2015-16	0	1		0	4	6	0	2		0	3	9	0	3		0	7	15
2016-17	0	2		0	1	6	0	1		0	1	4	0	3		0	2	10
2017-18	1	0		0	6	0	1	0		1	7	4	2	0		1	13	4
2018-19	1	1		0	6	5	1	0		0	3	1	2	1		0	9	6
TOTALS	35	33	7	0	226	241	25	36	11	3	195	239	60	69	18	3	421	480

VS TAMPA BAY YEAR	HOME						ROAD						OVERALL					
	W	L	T	OL	GF	GA	W	L	T	OL	GF	GA	W	L	T	OL	GF	GA
1992-93	1	1	0		6	6	2	0	0		10	7	3	1	0	16	13	
1993-94	0	1	0		2	3	1	0	0		4	3	1	1	0	6	6	
1994-95	DID NOT PLAY																	
1995-96	1	0	0		5	2	0	1	0		3	6	1	1	0	8	8	
1996-97	0	1	0		0	2	1	0	0		5	0	1	1	0	5	2	
1997-98	1	0	0		5	2	0	1	0		1	2	1	1	0	6	4	
1998-99	1	0	0		4	1	0	1	0		2	4	1	1	0	6	5	
1999-00	1	0	0	0	3	1	0	0	0	0	0	0	1	0	0	3	1	
2000-01	1	0	0	0	3	2	1	0	0	0	5	2	2	0	0	8	4	
2001-02	0	1	0	0	0	3	-	-	-	-	-	-	0	1	0	0	3	
2002-03	0	1	0	0	0	4	0	1	0	0	2	4	0	2	0	2	8	
2003-04	-	-	-	-	-	-	0	1	0	0	1	5	0	1	0	1	5	
2005-06	0	1	-	0	1	3	-	-	-	-	-	-	0	1	0	1	3	
2006-07	-	-	-	-	-	-	0	1	-	0	3	5	0	1	0	3	5	
2007-08	DID NOT PLAY																	
2008-09	1	0		0	3	2							1	0	0	3	2	
2009-10	0	1		0	1	4	1	0		0	2	1	1	1	0	3	5	
2010-11	0	1		0	0	3	0	1		0	3	8	0	2	0	3	11	
2011-12	0	1		0	3	4	-	-		-	-	-	0	1	0	3	4	
2012-13	DID NOT PLAY																	
2013-14	1	0		0	6	3	1	0		0	3	3	2	0	0	9	6	
2014-15	0	1		0	2	4	0	1		0	3	7	0	2	0	5	11	
2015-16	0	1		0	0	2	0	1		0	1	2	0	2	0	1	4	
2016-17	1	0		0	5	3	1	0		0	5	3	2	0	0	10	6	
2017-18	0	1		0	1	4	1	0		0	4	1	1	1	0	5	5	
2018-19	1	0		0	7	1	0	1		0	1	4	1	1	0	8	5	
TOTALS	10	12	0	0	57	59	9	10	0	0	58	67	19	22	0	0	115	126

VS TORONTO YEAR	HOME						ROAD						OVERALL					
	W	L	T	OL	GF	GA	W	L	T	OL	GF	GA	W	L	T	OL	GF	GA
1979-80	0	2	0		7	17	0	2	0		2	15	0	4	0	9	32	
1980-81	0	2	0		8	12	2	0	0		10	2	2	2	0	18	14	
1981-82	1	2	0		12	14	3	0	1		23	13	4	2	1	35	27	
1982-83	2	0	0		13	6	1	0	0		6	3	3	0	0	19	9	
1983-84	1	0	0		8	2	2	0	0		16	11	3	0	0	24	13	
1984-85	2	0	0		11	6	1	0	0		5	3	3	0	0	16	9	
1985-86	0	0	1		3	3	1	1	0		5	9	1	1	1	8	12	
1986-87	1	1	0		9	11	0	1	0		1	6	1	2	0	10	17	
1987-88	1	0	0		4	3	1	1	0		13	8	2	1	0	17	11	
1988-89	2	0	0		12	7	1	0	0		10	2	3	0	0	22	9	
1989-90	0	0	1		5	5	2	0	0		10	5	2	0	1	15	10	
1990-91	1	0	1		12	6	0	1	0		2	5	1	1	1	14	11	
1991-92	0	0		4	2		1	1	0		4	4	2	1	0	8	6	
1992-93	1	1	0		9	8	0	1	0		2	4	1	2	0	11	12	
1993-94	0	2	1		5	11	1	2	0		6	14	1	4	1	11	25	
1994-95	1	0	1		8	4	0	3	0		7	12	1	3	1	15	16	
1995-96	2	1	0		10	10	1	1	1		8	7	3	2	1	18	17	
1996-97	2	0	1		9	5	2	1	0		10	8	4	1	1	19	13	
1997-98	2	1	0		8	5	2	0	0		8	2	4	1	0	16	7	
1998-99	-	-	-		-	-	0	1	0		2	5	0	1	0	2	5	
1999-00	-	-	-		-	-	0	1	0	0	3	5	0	1	0	0	3	5
2000-01	-	-	-		-	-	0	1	0	0	2	3	0	1	0	0	2	3
2001-02	-	-	-		-	-	0	1	0	0	3	6	0	1	0	0	3	6
2002-03	-	-	-		-	-	0	1	0	0	3	5	0	1	0	0	3	5
2003-04	0	1	0	0	4	5	-	-	-	-	-	-	0	1	0	0	4	5
2005-06	-	-	-		-	-	1	0		0	4	3	1	0		0	4	3
2006-07	DID NOT PLAY																	
2007-08	1	0		0	5	1	-	-	-	-	-	-	1	0	0	5	1	
2008-09	1	0		0	6	3							1	0	0	6	3	
2009-10							1	0		0	6	3	1	0	0	6	3	
2010-11	1	0		0	5	1	-	-	-	-	-	-	1	0	0	5	1	
2011-12	-	-		-	-	-	1	0		0	2	2	1	0	0	2	2	
2012-13	DID NOT PLAY																	
2013-14	0	1		0	2	4	0	0		1	1	1	0	1	1	3	5	
2014-15	1	0		0	3	2	1	0		0	3	1	2	0	0	6	3	
2015-16	1	0		0	3	2	1	0		0	4	3	2	0	0	7	5	
2016-17	0	1		0	1	4	1	0		0	3	2	1	1	0	4	6	
2017-18	0	1		0	4	7	1	0		0	4	1	1	1	0	8	8	
2018-19	1	0		0	2	0	1	0		0	4	2	2	0	0	6	2	
TOTALS	26	16	6	0	192	166	29	20	2	1	192	175	55	36	8	1	384	341

VS VANCOUVER YEAR	HOME						ROAD						OVERALL					
	W	L	T	OL	GF	GA	W	L	T	OL	GF	GA	W	L	T	OL	GF	GA
1979-80	1	0	1		8	6	0	2	0		3	6	1	2	1		11	12
1980-81	0	1	1		6	14	0	1	1		5	10	0	2	2		11	24
1981-82	1	0	0		5	2	0	2	0		1	10	1	2	0		6	12
1982-83	3	1	0		16	14	0	3	1		14	21	3	4	1		30	35
1983-84	1	2	1		16	18	1	3	0		13	15	2	5	1		29	33
1984-85	2	1	1		21	19	3	1	0		20	15	5	2	1		41	34
1985-86	2	1	1		16	13	1	2	1		14	16	3	3	2		30	29
1986-87	3	1	0		13	11	2	2	0		18	17	5	3	0		31	28
1987-88	3	1	0		19	13	2	2	0		11	15	5	3	0		30	28
1988-89	3	1	0		17	15	1	2	1		11	14	4	3	1		28	29
1989-90	2	1	1		16	10	1	1	2		12	13	3	2	3		28	23
1990-91	2	1	1		15	16	2	2	0		10	10	4	3	1		25	26
1991-92	1	2	0		9	8	0	2	2		8	12	1	4	2		17	20
1992-93	0	3	0		8	16	1	3	0		9	20	1	6	0		17	36
1993-94	0	2	0		7	13	0	2	0		2	11	0	4	0		9	24
1994-95	1	0	1		10	7	1	1	0		5	6	2	1	1		15	13
1995-96	0	2	0		5	9	1	1	0		8	6	1	3	0		13	15
1996-97	2	0	0		11	4	0	2	0		6	12	2	2	0		17	16
1997-98	1	1	0		5	7	1	1	0		8	5	2	2	0		13	12
1998-99	1	1	0		4	5	0	1	1		3	4	1	2	1		7	9
1999-00	1	1	0	0	7	3	1	1	0	0	5	3	2	2	0	0	12	6
2000-01	1	0	1	0	4	3	1	1	0	0	5	8	2	1	1	0	9	11
2001-02	2	0	0	0	11	3	0	2	0	0	5	8	2	2	0	0	16	11
2002-03	0	1	1	0	5	8	0	2	0	0	1	6	0	3	1	0	6	14
2003-04	0	2	0	0	2	8	0	1	1	0	4	9	0	3	1	0	6	17
2005-06	1	1	0	0	6	8	0	2	0	0	4	6	1	3	0	0	10	14
2006-07	1	1	0	5	5		0	2	0	0	5	9	1	3	0	0	10	14
2007-08	1	0	1	3	2		1	1	0	0	5	6	2	1	1	8	8	
2008-09	1	1	0	8	5		1	1	0	0	4	2	2	2	0	12	7	
2009-10	2	0	0	7	5		0	2	0	0	1	8	2	2	0	8	13	
2010-11	0	1	1	3	10		2	0	0	0	6	3	2	1	1	9	13	
2011-12	1	1	0	1	6		1	0	1	0	6	5	2	1	1	7	11	
2012-13	0	1	0	1	2		1	1	0	0	4	4	1	2	0	5	6	
2013-14	3	0	0	4	2		0	0	2	0	6	8	3	0	2	10	10	
2014-15	1	1	0	3	5		1	2	0	0	6	12	2	3	0	9	17	
2015-16	0	2	0	4	6		1	0	1	0	5	5	1	2	1	9	11	
2016-17	2	1	0	8	7		0	1	1	0	2	6	2	2	1	10	13	
2017-18	1	1	0	2	3		1	0	1	0	5	5	2	1	1	7	8	
2018-19	2	0	0	9	3		2	0	0	0	7	5	4	0	0	16	8	
TOTALS	49	37	10	2	320	314	30	55	10	6	267	356	79	92	20	8	587	670

VS VEGAS YEAR	HOME						ROAD						OVERALL					
	W	L	T	OL	GF	GA	W	L	T	OL	GF	GA	W	L	T	OL	GF	GA
2017-18	0	1		1	3	6	1	1		1	7	10	1	2		2	10	16
2018-19	0	1		1	3	8	2	0		0	9	3	2	1		1	12	11
TOTALS	0	2	0	2	6	14	3	1	0	1	16	13	3	3	0	3	22	27

VS WASHINGTON YEAR	HOME						ROAD						OVERALL					
	W	L	T	OL	GF	GA	W	L	T	OL	GF	GA	W	L	T	OL	GF	GA
1979-80	0	1	1		4	7	0	2	0		7	11	0	3	1		11	18
1980-81	0	1	1		7	9	0	2	0		4	8	0	3	1		11	17
1981-82	1	1	0		6	6	0	1	0		3	7	1	2	0		9	13
1982-83	0	0	1		3	3	0	1	1		4	9	0	1	2		7	12
1983-84	1	1	0		7	10	0	1	0		3	8	1	2	0		10	18
1984-85	1	0	0		5	3	1	1	0		9	11	2	1	0		14	14
1985-86	1	0	1		14	11	0	1	0		3	5	1	1	1		17	16
1986-87	0	0	1		3	3	1	1	0		7	8	1	1	1		10	11
1987-88	1	1	0		3	8	1	0			3	2	2	1	0		6	10
1988-89	1	0	0		3	2	0	2	0		6	12	1	2	0		9	14
1989-90	2	0	0		12	5	1	0	0		4	3	3	0	0		16	8
1990-91	0	1	0		1	2	1	1	0		5	5	1	2	0		6	7
1991-92	2	0	0		10	8	0	0	1		3	3	2	0	1		13	11
1992-93	1	0	0		6	2	0	1	0		6	8	1	1	0		12	10
1993-94	1	0	0		6	4	0	1	0		3	4	1	1	0		9	8
1994-95	DID NOT PLAY																	
1995-96	0	1	0		1	6	0	0	1		1	1	0	1	1		2	7
1996-97	1	0	0		4	3	0	1	0		0	3	1	1	0		4	6
1997-98	0	0	1		3	3	0	1	0		1	2	0	1	1		4	5
1998-99	1	0	0		4	2	1	0	0		2	1	2	0	0		6	3
1999-00	0	0	1	0	2	2	0	0	0	1	2	3	0	0	1	1	4	5
2000-01	-	-	-	-	-	-	0	0	1	0	2	2	0	0	1	0	2	2
2001-02	1	0	0	0	5	2	0	0	1	0	2	2	1	0	1	0	7	4
2002-03	0	1	0	0	3	4	1	0	0	0	2	1	1	1	0	0	5	5
2003-04	-	-	-	-	-	-	1	0	0	0	3	0	1	0	0	0	3	0
2005-06	0	1	0	0	1	6	-	-	-	-	-	-	0	1	0	0	1	6
2006-07	-	-	-	-	-	-	1	0		0	3	2	1	0		0	3	2
2007-08	DID NOT PLAY																	
2008-09	1	0		0	2	1							1	0		0	2	1
2009-10							0	1		0	2	4	0	1		0	2	4
2010-11	1	0		0	3	2	-	-	-	-	-	-	1	0		0	3	2
2011-12	-	-	-	-	-	-	0	1		0	3	4	0	1		0	3	4
2012-13	DID NOT PLAY																	
2013-14	1	0		0	3	3	0	1		0	2	3	1	1		0	5	6
2014-15	0	0		1	1	2	1	0		0	6	5	1	0		1	7	7
2015-16	1	0		0	3	0	0	1		0	2	3	1	1		0	5	3
2016-17	1	0		0	6	3	0	1		0	1	4	1	1		0	7	7
2017-18	1	0		0	3	2	0	0		1	2	3	1	0		1	5	5
2018-19	0	1		0	2	4	1	0		0	4	1	1	1		0	6	5
TOTALS	21	10	7	1	136	128	11	22	5	2	110	148	32	32	12	3	246	276

VS WINNIPEG YEAR	HOME						ROAD						OVERALL					
	W	L	T	OL	GF	GA	W	L	T	OL	GF	GA	W	L	T	OL	GF	GA
1999-00	1	0	0	0	4	2	1	0	0	0	3	2	2	0	0	0	7	4
2000-01	1	0	0	0	5	1	-	-	-	-	-	-	1	0	0	0	5	1
2001-02	1	0	0	0	2	1	1	0	0	0	4	2	2	0	0	0	6	3
2002-03	1	0	0	0	4	2	1	0	0	0	5	1	2	0	0	0	9	3
2003-04	0	0	1	0	1	1	0	1	0	0	0	1	0	1	1	0	1	2
2005-06	1	0		0	5	2	-	-	-	-	-	-	1	0		0	5	2
2006-07	-	-	-	-	-	-	1	0		0	5	4	1	0		0	5	4
2007-08	DID NOT PLAY																	
2008-09	1	0		0	4	3	-	-	-	-	-	-	1	0		0	4	3
2009-10	-	-	-	-	-	-	1	0		0	3	2	1	0		0	3	2
2010-11	1	0		0	4	3							1	0		0	4	3
2011-12	1	0		0	4	1	0	1		0	0	1	1	1		0	4	2
2012-13	DID NOT PLAY																	
2013-14	0	0		1	1	1	0	1		1	3	7	0	1		2	4	8
2014-15	1	1		0	6	7	0	0		1	3	3	1	1		1	9	10
2015-16	1	0		0	4	2	0	2		0	4	8	1	2		0	8	10
2016-17	1	1		0	6	6	0	1		0	3	6	1	2		0	9	12
2017-18	0	1		0	1	4	0	2		0	4	8	0	3		0	5	12
2018-19	1	1		0	6	5	0	1		0	3	5	1	2		0	9	10
TOTALS	12	4	1	1	57	41	5	9	0	2	40	50	17	13	1	3	97	91

MOST**POINTS:**

107 (50-25-7) – 2009-10

POINTS, HOME:

60 – 2001-02 (27-8-3-3); 2009-10 (29-10-2)

POINTS, ROAD:

48 (22-14-4) – 1984-85

WINS:

50 – 2009-10

WINS, HOME:

29 – 2009-10

WINS, ROAD:

23 – 1996-97

LOSSES:

7 – 1980-81

LOSSES, HOME:

25 – 1980-81 & 2014-15

LOSSES, ROAD:

32 – 1980-81

TIES:

18 – 2003-04

TIES, HOME:

9 – 1981-82

TIES, ROAD:

11 – 2003-04

GOALS:

358 – 1984-85

GOALS AGAINST:

400 – 1980-81

GOALS PER-GAME AVERAGE:

4.47 AVG – 1984-85

GOALS AGAINST-PER-GAME AVERAGE:

5.00 AVG – 1980-81

POWER PLAY GOALS:

110 – 1987-88

POWER PLAY GOALS AGAINST:

98 – 2005-06

SHORTHANDED GOALS:

16 – 2018-19

SHORTHANDED GOALS AGAINST:

18 – 1983-84

ASSISTS:

605 – 1984-85

SCORING POINTS:

963 – 1984-85

50 + GOAL SCORERS:

– 1984-85 (Dale Hawerchuk-53); 1992-93 (Teemu Selanne-76); 1995-96 (Keith Tkachuk-50); and 1996-97 (Keith Tkachuk-52)

40 + GOAL SCORERS:

2 – 1981-82 (Dale Hawerchuk-45 and Morris Lukowich-43); 1984-85 (Dale Hawerchuk-53 and Paul MacLean-41); and 1987-88 (Dale Hawerchuk-44 and Paul MacLean-40)

30 + GOAL SCORERS:

6 – 1984-85 (Dale Hawerchuk-53; Paul MacLean-41; Laurie Boschman-32; Brian Mullen-32; Doug Smail-31 and Thomas Steen-30)

NHL Record**20 + GOAL SCORERS:**

7 – 1983-84 (Paul MacLean-40; Dale Hawerchuk-37; Laurie Boschman-28; Brian Mullen-21; Scott Arniel-21; Thomas Steen-20 and Doug Smail-20)

100 + POINT SCORERS: 2 – 1984-85 (Dale Hawerchuk-130 and Paul MacLean-101)

PENALTY MINUTES:

2278 – 1987-88

SHUTOUTS FOR:

9 – 1998-99 (Nikolai Khabibulin-8 and Jimmy Waite-1); 2010-11 (Ilya Bryzgalov-7 and Jason LaBarbera-2)

FEWEST**POINTS:**

32 (9-57-14) – 1980-81

POINTS, HOME:

22 (7-25-8) – 1980-81

POINTS, ROAD:

10 (2-32-6) – 1980-81

WINS:

9 – 1980-81

WINS, HOME:

7 – 1980-81

WINS, ROAD:

2 – 1980-81

LOSSES:*25 – 2009-10
(18 in shortened 2012-13 season)**LOSSES, HOME:**8 – 2001-02 and *2012-13
(8 in shortened 2012-13 season)**LOSSES, ROAD:***13 – 2010-11
(10 in shortened 2012-13 season)**TIES:**

6 – 1995-96

TIES, HOME:

2 – 1982-83 and 1999-00

TIES, ROAD:

0 – 1996-97

GOALS:

165 – 2014-15

GOALS AGAINST:*194 – 2011-12
(125 in shortened 2012-13 season)**GOALS-PER-GAME AVERAGE:**

2.01 AVG – 2014-15

GOALS AGAINST-PER-GAME AVERAGE:

2.40 AVG – 1998-99; 2011-12

POWER PLAY GOALS:34 – 2011-12
(25 in shortened 2012-13 season)**POWER PLAY GOALS AGAINST:**34 – 2018-19
(34 in shortened 2012-13 season)**SHORTHANDED GOALS:**2 – 2017-18
(2 in shortened 2012-13 season)**SHORTHANDED GOALS AGAINST:**4 – 2008-09
(2 in shortened 2012-13 season)**ASSISTS:**289 – 2014-15
(211 in shortened 2012-13 season)**SCORING POINTS:**454 – 2014-15
(332 in shortened 2012-13 season)**PENALTY MINUTES:**579 – 2018-19
(504 in shortened 2012-13 season)

LONGEST

WINNING:

9 Games (Mar. 8 - Mar. 27, 1985); Mar. 4 - Mar. 21, 2010)

WINNING, HOME:

10 Games (Nov. 21 - Dec. 29, 2009)

WINNING, ROAD:

8 Games (Feb. 25 - Apr. 6, 1985)

WINNING, START OF SEASON:

3 Games (Oct. 10 - Oct. 17, 1987); (Oct. 10 - Oct. 15, 2003); Oct. 9 - Oct. 14, 2015)

WINNING, START OF SEASON, HOME:

5 Games (Oct. 5 - Oct. 28, 2000)

WINNING, START OF SEASON, ROAD:

3 Games (Oct. 9 - Oct. 14, 1982)

UNBEATEN:

14 Games - 12-0-2 (Oct. 25 - Nov. 28, 1998)

UNBEATEN, HOME:

11 Games - 6-0-5 (Dec. 23, 1983 - Feb. 5, 1984); 10-0-1 (Oct. 15 - Dec. 20, 1998)

UNBEATEN, ROAD:

9 Games - 8-0-1 (Feb. 25 - Apr. 7, 1985); 5-0-4-0 (Dec. 7, 2003 - Jan. 9, 2004)

UNDEFEATED, START OF SEASON:

3 Games - 3-0-0 (Oct. 10 - Oct. 17, 1987); 2-0-1 (Oct. 2 - Oct. 8, 1999); 3-0-0 (Oct. 10 - Oct. 15, 2003); 3-0-0 (Oct. 9 - Oct. 14, 2015)

UNBEATEN, START OF SEASON, HOME:

11 games - 9-0-2 (Oct. 5 - Nov. 21, 2013)

UNBEATEN, START OF SEASON, ROAD:

4 Games - 2-0-2 (Oct. 10 - Oct. 23, 1991)

UNBEATEN, INCLUDING PLAYOFFS:

15 Games - 12-0-3 (Mar. 8 - Apr. 11, 1985 - 10-0-3 regular season, 2-0 playoffs)

LOSING:

10 Games (Nov. 30 - Dec. 20, 1980); (Feb. 6 - Feb. 25, 1994); (Feb. 2 - Mar. 3, 2015)

LOSING, HOME:

6 Games - (Oct. 6 - Nov. 3, 2007); (Jan. 27 - Feb. 16, 2009); (Mar. 3 - 30, 2015)

LOSING, ROAD:

13 Games - (Jan. 26 - Apr. 14, 1994)

LOSING, START OF SEASON:

3 Games (Oct. 10 - Oct. 13, 1981)

LOSING, START OF SEASON, HOME:

3 Games (Oct. 12 - Oct. 26, 2002)

LOSING, START OF SEASON, ROAD:

8 Games - (Oct. 8 - Nov. 8, 1992)

WINLESS:

30 Games - 0-23-7 (Oct. 19 - Dec. 20, 1980) NHL Record

WINLESS, HOME:

14 Games - 0-9-5 (Oct. 19 - Dec. 14, 1980)

WINLESS, ROAD:

18 Games - 0-16-2 (Oct. 10 - Dec. 20, 1980)

WINLESS, START OF SEASON:

11 Games - 0-10-1 (Oct. 5 - Oct. 28, 2017)

WINLESS, START OF SEASON, HOME:

6 Games - 0-4-2 (Oct. 5 - Nov. 2, 1983), 6 games - 0-5-1 (Oct. 7 - Nov. 2, 2017)

WINLESS, START OF SEASON, ROAD:

18 Games - 0-16-2 (Oct. 10, 1980 - Jan. 7, 1981)

SHUTOUT SEQUENCE:

306 minutes, 16 seconds - (Dec. 31, 2003 - Jan. 11, 2004) - 60:00 vs. LAK, Dec. 31; 60:00 at DAL, Jan. 2; 60:00 at CAR, Jan. 4; 60:00 at WSH, Jan. 7; 60:00 at MIN, Jan. 9; 6:16 vs. ATL, Jan. 11

CONSECUTIVE GOALS:

18 - (Dec. 31, 2003 - Jan. 11, 2004)

TEAM RECORDS: GAME

MOST

GOALS:

12 - at NYR, Feb. 25, 1985

GOALS, HOME:

10 - vs. LAK, Mar. 30, 1983; and vs. CGY, Mar. 25, 1987

GOALS, ROAD:

12 - at NYR, Feb. 25, 1985

GOALS AGAINST:

15 - at MIN, Nov. 11, 1981

GOALS AGAINST, HOME:

12 - vs. MTL, Oct. 19, 1983

GOALS AGAINST, ROAD:

15 - at MIN, Nov. 11, 1981

GOALS, BOTH TEAMS:

18 - at DET, Nov. 25, 1987

GOALS, CONSECUTIVE:

9 - at TOR, Mar. 5, 1988

POWER PLAY GOALS:

5 - vs. CGY, Mar. 9, 1988; vs. CAR, Dec. 3, 2005; vs. FLA, Jan. 19, 2006

POWER PLAY GOALS AGAINST:

5 - at MIN, Nov. 11, 1981; vs. CGY, Nov. 1, 1991

SHORTHANDED GOALS:

4 - vs. VAN, Apr. 7, 1995

SHORTHANDED GOALS AGAINST:

3 - at EDM, Dec. 21, 1983; at CHI, Oct. 12, 1988; vs. STL, Jan. 14, 2003

SCORING POINTS:

30 - at QUE, Nov. 24, 1990

SHOTS:

54 - vs. LAK, Mar. 30, 1983; vs. VAN, Feb. 10, 1985

SHOTS, BOTH TEAMS:

94 - vs. CBJ (ARI 34, CBJ 60), Dec. 3, 2016

SHOTS AGAINST:

60 - vs. CBJ, Dec. 3, 2016

PENALTY MINUTES:

140 - at VAN (15 minors, 6 majors, 3 misconducts, 5 game misconducts), Dec. 31, 1987

PENALTY MINUTES, BOTH TEAMS:

286 - at VAN (140 WPG: 15 minors, 6 majors, 3 misconducts, 5 game misconducts; 146 VAN: 18 minors, 4 majors, 6 misconducts, 3 game misconducts), Dec. 31, 1987

FEWEST

SHOTS:

11 - vs. DAL, Apr. 16, 1998; at PIT, Dec. 11, 1999

SHOTS AGAINST:

12 - vs. NJD, Oct. 22, 1982

PENALTY MINUTES:

0 - vs. HFD, Dec. 30, 1981; at ANA, Apr. 6, 2008; at STL, Feb. 24, 2009; at VAN, Nov. 21, 2010; vs. VAN, Mar. 4, 2014; vs. NYR, Feb. 14, 2015, vs. VAN, Jan. 26, 2017, at FLA, Mar. 23, 2017

LARGEST

MARGIN OF VICTORY, HOME:

9 - vs. CGY (10-1), Mar. 25, 1987; vs. CGY (9-0), Feb. 3, 1988

MARGIN OF VICTORY, ROAD:

9 - at TOR (10-1), Mar. 5, 1988

MARGIN OF DEFEAT, HOME:

10 - vs. MTL (12-2), Oct. 19, 1983

MARGIN OF DEFEAT, ROAD:

13 - at MIN (15-2), Nov. 11, 1981

MOST**GOALS:**

6 – vs. VAN (2nd period), Nov. 9, 1984; vs. LAK (3rd period), Oct. 30, 1988; at EDM (1st period), Mar. 30, 1999; at NSH (1st period), Mar. 28, 2013

GOALS AGAINST:

8 – at MIN (2nd period), Nov. 11, 1981

SHOTS:

27 – vs. EDM (2nd period), Dec. 16, 2014

SHOTS AGAINST:

27 – at MIN (2nd period), Nov. 11, 1981

PENALTY MINUTES:

117 – at VAN (1st period, 6 minors, 5 majors, 3 misconducts, 5 game misconducts), Dec. 31, 1987

PENALTY MINUTES, BOTH TEAMS:

228 – at VAN (1st period, 117 WPG: 6 minors, 5 majors, 3 misconducts, 5 game misconducts; and 111 VAN: 8 minors, 3 majors, 5 misconducts, 3 game misconducts), Dec. 31, 1987

FEWEST**SHOTS:**

0 – vs. NYR (2nd period), Jan. 15, 1982; at CGY (1st period), Mar. 24, 2003; at COL (2nd period), Feb. 16, 2015; at VAN (3rd period), Apr. 5, 2017

SHOTS AGAINST:

0 – vs. TBL (2nd period), Dec. 2, 1999, vs. VAN (1st period), Jan. 26, 2017

FASTEST**SIX GOALS:**

8 minutes, 14 seconds – vs. LAK (3rd period), Oct. 30, 1988 (Dave Ellett, 9:23; Pat Elynuik, 12:37; Randy Gilhen, 13:39; Dale Hawerchuk, 16:14; Doug Smail, 16:58; Ray Neufeld, 17:37)

FIVE GOALS:

5 minutes – vs. LAK (3rd period), Oct. 30, 1988 (Pat Elynuik, 12:37; Randy Gilhen, 13:39; Dale Hawerchuk, 16:14; Doug Smail, 16:58; Ray Neufeld, 17:37)

FIVE GOALS, BOTH TEAMS:

2 minutes, 38 seconds – vs. SJS (3rd period), Mar. 25, 2008 (Shane Doan, PHX -2:16; Joe Thornton, SJ - 2:51; Marc-Edouard Vlasic, SJS - 3:19; Steven Reinprecht, PHX - 4:05; Joe Thornton, SJS -4:54)

FOUR GOALS:

2 minutes, 16 seconds – vs. VAN (2nd period), Nov. 9, 1984 (Dale Hawerchuk, 7:52; Scott Arniel, 8:05; Brian Mullen, 9:11; Scott Arniel, 10:08)

FOUR GOALS, BOTH TEAMS:

1 minute, 11 seconds – at MIN (2nd period), Nov. 11, 1981 (Kent-Erik Andersson, MIN--4:05; Neal Broten, MIN--4:56; Bengt Lundholm, WPG--5:02; Mike Eaves--MIN, 5:16)

THREE GOALS:

54 seconds, – at EDM (1st period), Dec. 10, 1988 (Doug Smail 10:47; Dave Ellett, 11:13; Brent Ashton, 11:41)

THREE GOALS, BOTH TEAMS:

19 seconds – at CHI (2nd period), Dec. 17, 1986 (Brian Mullen, WPG --16:05; Wayne Presley, CHI--16:17; Bill Watson, CHI--16:24)

TWO GOALS:

4 seconds – vs. EDM (2nd period), Dec. 15, 1995 (Deron Quint, 7:51 and 7:55)

TWO GOALS, BOTH TEAMS:

6 seconds – vs. MIN (2nd period), Dec. 26, 1982 (Dale Hawerchuk, WPG--2:46; Mike Eaves, MIN--2:52); at STL (2nd period), Jan. 31, 1989 (Bernie Federko, STL--17:39; Paul Fenton, WPG--17:35); vs. MIN (3rd period), Dec. 27, 1992 (Dave Gagner, MIN--2:08; Keith Tkachuk, WPG--2:14); vs. SJS (2nd period), Oct. 19, 1997 (Doug Bodger, SJS—7:59; John Slaney, PHX—8:05)

MOST**SEASONS:**

21 - Shane Doan

GAMES:

1,540 – Shane Doan

GAMES, INCLUDING PLAYOFFS:

1,595 – Shane Doan (1,540 regular season, 55 postseason)

GAMES, CONSECUTIVE:

475 – Dale Hawerchuk (Dec. 19, 1982 - Dec. 10, 1988)

GOALS:

402 – Shane Doan

GOALS, INCLUDING PLAYOFFS:

417 – Shane Doan (402 regular season, 15 postseason)

GOALS, CENTER:

379 – Dale Hawerchuk

GOALS, LEFT WING:

323 – Keith Tkachuk

GOALS, RIGHT WING:

402 – Shane Doan

GOALS, DEFENSEMAN:

108 – Teppo Numminen

OVERTIME GOALS:

11 – Shane Doan

ASSISTS:

570 – Shane Doan

ASSISTS, INCLUDING PLAYOFFS:

585 – Thomas Steen (553 regular season, 32 postseason)

ASSISTS, CENTER:

553 – Thomas Steen

ASSISTS, LEFT WING:

300 – Keith Tkachuk

ASSISTS, RIGHT WING:

570 – Shane Doan

ASSISTS, DEFENSEMAN:

426 – Teppo Numminen

POINTS:

972 – Shane Doan

POINTS, INCLUDING PLAYOFFS:

1,000 – Shane Doan (972 regular season, 28 postseason)

POINTS, CENTER:

929 – Dale Hawerchuk

POINTS, LEFT WING:

623 – Keith Tkachuk

POINTS, RIGHT WING:

972 – Shane Doan

POINTS, DEFENSEMAN:

534 – Teppo Numminen

PENALTY MINUTES:

1,508 – Keith Tkachuk

PENALTY MINUTES, INCLUDING PLAYOFFS:

1,608 – Keith Tkachuk (1,508 regular season, 100 postseason)

HAT TRICKS:

12 – Dale Hawerchuk

20 + GOAL SEASONS:

13 – Shane Doan

30 + GOAL SEASONS:

8 – Dale Hawerchuk

40 + GOAL SEASONS:

7 – Dale Hawerchuk

50 + GOAL SEASONS:

2 – Keith Tkachuk

100 + POINT SEASONS:

6 – Dale Hawerchuk

CONSECUTIVE 20 + GOAL SEASONS:

9 – Dale Hawerchuk (1981-82 to 1989-90), Keith Tkachuk (1992-93 to 2000-01) and Shane Doan (1999-00 to 2008-09)

CONSECUTIVE 30 + GOAL SEASONS:

8 – Dale Hawerchuk (1981-82 to 1988-89)

CONSECUTIVE 40 + GOAL SEASONS:

5 – Dale Hawerchuk (1984-85 to 1988-89)

CONSECUTIVE 50 + GOAL SEASONS:

2 – Keith Tkachuk (1995-96 to 1996-97)

CONSECUTIVE 100 + POINT SEASONS:

5 – Dale Hawerchuk (1983-84 to 1987-88)

CONSECUTIVE GAMES PLAYED:

475 – Dale Hawerchuk (Dec. 19, 1982 to Dec. 10, 1988)

MOST BY A GOALTENDER**GAMES:**

312 – Mike Smith

WINS:

130 – Ilya Bryzgalov

SHUTOUTS:

22 – Mike Smith

20 + WIN SEASONS:

4 – Nikolai Khabibulin, Ilya Bryzgalov

30 + WIN SEASONS:

3 – Nikolai Khabibulin

CONSECUTIVE 20 + WIN SEASONS:

4 – Nikolai Khabibulin (1995-96 to 1998-99); Ilya Bryzgalov (2007-08 to 2010-11)

CONSECUTIVE 30 + WIN SEASONS:

3 – Nikolai Khabibulin (1996-97 to 1998-99)

MOST**GOALS:**

76 – Teemu Selanne (1992-93)

GOALS, INCLUDING PLAYOFFS:

80 – Teemu Selanne, 1992-93 (76 regular season, 4 postseason)

GOALS BY A DEFENSEMAN:23 – Phil Housley (1990-91 and 1991-92); **Oliver Ekman-Larsson** (2014-15)**GOALS BY A ROOKIE:**76 – Teemu Selanne (1992-93) **NHL Record****GOALS BY A ROOKIE DEFENSEMAN:**

11 – Dave Ellett (1984-85)

GOALS BY A CENTER:

53 – Dale Hawerchuk (1984-85)

GOALS BY A LEFT WING:

52 – Keith Tkachuk (1996-97)

GOALS BY A RIGHT WING:

76 – Teemu Selanne (1992-93)

ASSISTS:

79 – Phil Housley (1992-93)

ASSISTS, INCLUDING PLAYOFFS:

86 – Phil Housley, 1992-93 (79 regular season, 6 postseason)

ASSISTS BY A DEFENSEMAN:

79 – Phil Housley (1992-93)

ASSISTS BY A ROOKIE:

58 – Dale Hawerchuk (1981-82)

ASSISTS BY A ROOKIE DEFENSEMAN:

38 – Dave Babych (1980-81)

ASSISTS BY A CENTER:

77 – Dale Hawerchuk (1984-85 and 1987-88)

ASSISTS BY A LEFT WING:

49 – Morris Lukowich (1981-82)

ASSISTS BY A RIGHT WING:

60 – Paul MacLean (1984-85)

POINTS:

132 – Teemu Selanne (1992-93)

POINTS, INCLUDING PLAYOFFS:

138 – Teemu Selanne, 1992-93 (132 regular season, 6 postseason)

POINTS BY A DEFENSEMAN:

97 – Phil Housley (1992-93)

POINTS BY A ROOKIE:132 – Teemu Selanne (1992-93) **NHL Record****POINTS BY A ROOKIE DEFENSEMAN:**

44 – Dave Babych (1980-81)

POINTS BY A CENTER:

130 – Dale Hawerchuk (1984-85)

POINTS BY A LEFT WING:

98 – Keith Tkachuk (1995-96)

POINTS BY A RIGHT WING:

132 – Teemu Selanne (1992-93)

PENALTY MINUTES:

347 – Tie Domi (1993-94)

PENALTY MINUTES BY A ROOKIE:

324 – Daniel Carcillo (2007-08)

PENALTY MINUTES BY A DEFENSEMAN:

271 – Shawn Cronin (1991-92)

PENALTY MINUTES BY A CENTER:

243 – Laurie Boschman (1983-84)

PENALTY MINUTES BY A LEFT WING:

324 – Daniel Carcillo (2007-08)

PENALTY MINUTES BY A RIGHT WING:

347 – Tie Domi (1993-94)

HAT TRICKS:

5 – Teemu Selanne, 4 three-goal games and 1 four-goal game (1992-93)

POWER PLAY GOALS:

24 – Teemu Selanne (1992-93)

SHORTHANDED GOALS:

7 – Dave McLlwain (1989-90)

GAME-WINNING GOALS:

12 – Jeremy Roenick (1999-00); Radim Vrbata (2011-12)

GAME-TYING GOALS:

3 – Barry Long (1980-81); Danny Geoffrion (1980-81); Morris Lukowich (1981-82); Dave Babych (1981-82); Dale Hawerchuk (1983-84); and Shane Doan (2003-04)

GAME-OPENING GOALS:

12 – Keith Tkachuk (1995-96 and 1998-99)

SHOTS:

387 – Teemu Selanne (1992-93)

HIGHEST GOALS-PER-GAME AVERAGE (among players with 30-or-more goals):

.90 – Teemu Selanne (1992-93) 76G in 84 GP

HIGHEST ASSISTS-PER-GAME AVERAGE (among players with 35-or-more assists):

.98 – Phil Housley (1992-93) 79A in 80 GP

HIGHEST POINTS-PER-GAME AVERAGE (among players with 50-or-more points):

1.62 – Dale Hawerchuk (1984-85) 130 PTS in 80 GP

MOST BY A GOALTENDER**GAMES:**

72 – Nikolai Khabibulin (1996-97)

MINUTES:

4,091 – Nikolai Khabibulin (1996-97)

GOALS AGAINST:

227 – Bob Essensa (1992-93)

WINS:

42 – Ilya Bryzgalov (2009-10)

LOSSES:

42 – Mike Smith (2014-15)

TIES:

13 – Sean Burke (2000-01)

SHUTOUTS:

8 – Nikolai Khabibulin (1998-99); Ilya Bryzgalov (2009-10); Mike Smith (2011-12)

ASSISTS:

5 – Ed Staniowski (1981-82); Bob Essensa (1992-93)

PENALTY MINUTES:

25 – Gary Smith (1979-80)

LONGEST**WINNING, GOALTENDER:**

11 – Mike Smith 11-0-1 (Feb. 4 – 28, 2012)

UNBEATEN, GOALTENDER:

12 – Brian Hayward 10-0-2 (Mar. 8 - Apr. 6, 1985)

SHUTOUT SEQUENCE, GOALTENDER:

332 minutes, 01 second – Brian Boucher (Dec. 22, 2003 – Jan. 11, 2004) – 25:45 at NSH, Dec. 22; 60:00 vs. LAK, Dec. 31; 60:00 at DAL, Jan. 2; 60:00 at CAR, Jan. 4; 60:00 at WSH, Jan. 7; 60:00 at MIN, Jan. 9; 6:16 vs. ATL, Jan. 11 **NHL Record (Modern Era)**

CONSECUTIVE SHUTOUTS:

5 games – Brian Boucher (Dec. 31, 2003 – Jan. 9, 2004) **NHL Record (Modern Era)**

CONSECUTIVE POINT:

18 games – Dale Hawerchuk – 17-16-33 (Feb. 23 - Apr. 7, 1985)

CONSECUTIVE GOAL:

9 games – Teemu Selanne – 14G (Mar. 14 - Apr. 1, 1993)

CONSECUTIVE ASSIST:

14 games – Phil Housley – 21 A (Dec. 26, 1992 - Jan. 19, 1993)

CONSECUTIVE PENALTY:

15 games – Tie Domi (Mar. 14 - Apr. 15, 1993)

INDIVIDUAL RECORDS: GAME

MOST**GOALS:**

5 – Willy Lindstrom, at PHI (Mar. 2, 1982); Alexei Zhamnov, at LAK (Apr. 1, 1995)

GOALS, DEFENSEMAN:

3 – Ed Jovanovski, vs. NSH (Nov. 3, 2010)

GOALS, ROOKIE:

4 – Teemu Selanne, vs. MIN (Feb. 28, 1993)

GOALS, CENTER:

5 – Alexei Zhamnov, at LAK (Apr. 1, 1995)

GOALS, LEFT WING:

4 – Keith Tkachuk, at DAL (Mar. 26, 1996), at CHI (Mar. 20, 1997)

GOALS, RIGHT WING:

5 – Willy Lindstrom, at PHI (Mar. 2, 1982)

ASSISTS:

5 – Dale Hawerchuk, vs. LAK (Mar. 6, 1984), vs. TOR (Mar. 18, 1989), vs. LAK (Mar. 4, 1990); Phil Housley, vs. HFD (Jan. 18, 1993); Keith Tkachuk at BUF (Feb. 23, 2001)

ASSISTS, DEFENSEMAN:

5 – Phil Housley, vs. HFD (Jan. 18, 1993)

ASSISTS, ROOKIE:

4 – Keith Ballard, vs. FLA (Jan. 19, 2006)

ASSISTS, CENTER:

5 – Dale Hawerchuk, vs. LAK (Mar. 6, 1984), vs. TOR (Mar. 18, 1989), vs. LAK (Mar. 4, 1990)

ASSISTS, LEFT WING:

5 – Keith Tkachuk, at BUF (Feb. 23, 2001)

ASSISTS, RIGHT WING:

4 – Paul MacLean, vs. TOR (Dec. 14, 1984) vs. BOS (Feb. 20, 1987); Andrew McBain, vs. NYR (Apr. 1, 1988); Dallas Drake, at LAK (Apr. 1, 1995); Teemu Selanne, vs. MTL (Dec. 12, 1995); Shane Doan, vs. EDM (Mar. 24, 2001); Shane Doan, vs. SJS (Dec. 30, 2006)

POINTS:

6 – Willy Lindstrom, at PHI (Mar. 2, 1982) 5G-1A; Dale Hawerchuk, vs. TOR (Dec. 14, 1983) 3G-3A; Thomas Steen, vs. HFD (Oct. 24, 1984) 2G-4A; Dale Hawerchuk, vs. TOR (Mar. 5, 1988) 2G-4A; Dale Hawerchuk, vs. TOR (Mar. 18, 1989) 1G-5A; Ed Olczyk, vs. CGY (Dec. 21, 1991) 2G-4A

POINTS, DEFENSEMAN:

5 – Randy Carlyle, vs. CGY (Mar. 9, 1988) 1G-4A; Fredrik Olausson, vs. EDM (Oct. 14, 1992) 1G-4A; Phil Housley, vs. HFD (Jan. 18, 1993) 0G-5A

POINTS, ROOKIE:

5 – Dale Hawerchuk, at TOR (Mar. 13, 1982) 3G-2A; Pat Elynuik, vs. PIT (Jan. 20, 1989) 2G-3A; Teemu Selanne, vs. CGY (Oct. 28, 1992) 2G-3A

POINTS, CENTER:

6 – Dale Hawerchuk, vs. TOR (Dec. 14, 1983) 3G-3A, vs. TOR (Mar. 5, 1988) 2G-4A, vs. TOR (Mar. 18, 1989) 1G-5A; Thomas Steen, vs. HFD (Oct. 24, 1984) 2G-4A; Ed Olczyk, vs. CGY (Dec. 21, 1991) 2G-4A

POINTS, LEFT WING:

5 – Keith Tkachuk, at DAL (Mar. 26, 1996) 4G-1A, vs. ANA (Apr. 3, 1998) 3G-2A, at BUF (Feb. 23, 2001) 0G-5A; Ladislav Nagy, vs. CAR (Dec. 3, 2005), 3G-2A; Ray Whitney vs. STL (Nov. 13, 2010), 3G-2A

POINTS, RIGHT WING:

6 – Willy Lindstrom, at PHI (Mar. 2, 1982) 5G-1A

PENALTY MINUTES:

49 – Tie Domi, at VAN (Feb. 9, 1995) 2 minors, 1 major, 2 misconducts, 2 game misconducts

POWER PLAY GOALS:

3 – Paul MacLean, vs. LAK (Nov. 13, 1986); Ray Neufeld, vs. VAN (Nov. 1, 1987); Paul MacLean, vs. CGY (Mar. 9, 1988); Ladislav Nagy, vs. CAR (Dec. 3, 2005)

SHORTHANDED GOALS:

2 – Keith Tkachuk, vs. VAN (Apr. 7, 1995); Tobias Rieder at EDM (Dec. 1, 2014); **Derek Stepan vs. COL (Dec. 23, 2017); Michael Grabner vs. TBL (Oct. 27, 2018)**

SHOTS:

12 – Brian Mullen, vs. LAK (Mar. 30, 1982); Nelson Emerson, vs. FLA (Feb. 24, 1994); Jeremy Roenick, at TOR (Mar. 22, 1997)

SHOTS FACED:

60 – Mike Smith, vs. CBJ (Dec. 3, 2016)

GOALS AGAINST:

15 – Doug Soetaert, at MIN (Nov. 11, 1981)

FASTEST GOAL, START OF GAME:

5 seconds – Doug Smail, vs. STL (Dec. 20, 1981) **NHL Record (Tied)**

MOST**ASSISTS:**

5 – Dale Hawerchuk, 2nd period vs. LAK (Mar. 6, 1984) **NHL Record**

POINTS:

5 – Dale Hawerchuk, 2nd period vs. LAK (Mar. 6, 1984) 0G-5A; Pat Elynuik, 2nd period vs. PIT (Jan. 20, 1989) 2G-3A

PENALTY MINUTES:

38 – Barry Legge, 1st period vs. HFD (Jan. 10, 1981) 4 minors, 2 majors, 1 misconduct, 1 game misconduct

SHOTS:

7 – Brian Mullen, 1st period vs. HFD, (Feb. 25, 1983); Lucien DeBlois, 3rd period vs. VAN (Nov. 23, 1983); Teemu Selanne, 2nd period vs. EDM (Apr. 15, 1993); Jeremy Roenick, 3rd period at TOR (Mar. 22, 1997); Keith Tkachuk, 2nd period vs. ANA (Apr. 3, 1998); Travis Green, 3rd period at LAK (Oct. 22, 1999); Shane Doan, 2nd period vs. PIT (Feb. 25, 2004); Daymond Langkow, 1st period vs. EDM (Dec. 15, 2011)

SHOTS FACED:

27 – Doug Soetaert, 2nd period at MIN (Nov. 11, 1981)

GOALS AGAINST:

8 – Doug Soetaert, 2nd period at MIN (Nov. 11, 1981)

FASTEST**GOAL, START OF PERIOD:**

5 seconds – Doug Smail, 1st period vs. STL (Dec. 20, 1981); **Oliver Ekman-Larsson**, 3rd period at TOR (Jan. 29, 2015)

TWO GOALS:

4 seconds – Deron Quint, 7:51 and 7:55 of 2nd period vs. EDM (Dec. 15, 1995) **NHL Individual Record**

THREE GOALS:

8 minutes, 2 seconds – Alexei Zhamnov, 1:25, 3:57 and 9:27 of 3rd period at LAK (Apr. 1, 1995)

FOUR GOALS:

27 minutes, 59 seconds – Willy Lindstrom, 5:47 and 11:15 of 2nd period; 4:57 and 13:46 of 3rd period vs. PHI (Mar. 2, 1982)

FIVE GOALS:

35 minutes, 26 seconds – Alexei Zhamnov, 14:01 of 1st period; 0:58 of 2nd period; 1:25, 3:57, and 9:27 of 3rd period at LAK (Apr. 1, 1995)



HISTORY



WINNIPEG JETS (1979-1996)

1979, June 22 The Winnipeg Jets, newly purchased by Winnipeg lawyer Barry Shenkarow and businessman Michael Gobuty, are granted admission into the National Hockey League. The Jets franchise had spent the previous eight years in the World Hockey Association (WHA), winning three AVCO Cup championships. The Jets gained admittance to the WHA on Nov. 1, 1971 and finished as the WHA's final champions on May 20, 1979. Bobby Hull stars for the Jets during the club's WHA tenure, scoring 303 goals and 638 points in 411 games.

1979, Aug. 9 The Jets participate in their first NHL Entry Draft, using their first selection to draft right winger Jimmy Mann (19th overall). Center Thomas Steen is also drafted on this day (5th choice - 103rd overall).

1979, Sept. 17 The Jets open their first preseason training camp in the NHL.

1979, Oct. 10 The Winnipeg Jets play their first NHL game, a 4-2 loss at Pittsburgh.

1980, Dec. 10 Bill Sutherland becomes head coach of the Jets, replacing Tom McVie (the NHL club's first head coach).

1981, Feb. 16 Mike Smith takes over duties behind the Jets' bench.

1981, May 14 Tom Watt replaces Mike Smith as head coach.

1981, Aug. 13 The Jets sign Dale Hawerchuk, the first player drafted in the 1981 NHL Entry Draft, to his first professional contract at a ceremony at Portage and Main.

1982, Apr. 7 The Jets play their first NHL playoff game, losing a 4-3 decision to the St. Louis Blues at the Winnipeg Arena (lost the series 3-1).

1982, Apr. 8 The Jets win their first-ever NHL playoff game, defeating St. Louis 5-2 at the Winnipeg Arena.

1982, June Dale Hawerchuk wins the Calder Trophy as the NHL's outstanding rookie for the 1981-82 season.

1983, Nov. 22 Barry Long replaces Tom Watt as head coach of the Jets.

1985, Apr. 14 For the first time since joining the NHL, the Jets advance to the second round of the playoffs by defeating the Calgary Flames (3-1).

1986, Mar. 4 John Ferguson replaces Barry Long as head coach.

1986, June 20 Dan Maloney replaces John Ferguson as head coach.

1987, Apr. 16 The Jets advance to the second round of playoffs for the second time by defeating Calgary (4-2).

1988, June 11 Jets draft right wing Teemu Selanne (1st choice - 10th overall) in the 1988 NHL Entry Draft.

1988, Dec. 3 Mike Smith replaces John Ferguson as Jets' general manager.

1989, Feb. 7 Rick Bowness replaces Dan Maloney as head coach.

1989, Feb. 19 The Jets retire Bobby Hull's No. 9 jersey in a ceremony at the Winnipeg Arena.

1989, May 25 Bob Murdoch replaces Rick Bowness as head coach.

1990, June 16 Jets draft left wing Keith Tkachuk (1st choice - 19th overall) in the 1990 NHL Entry Draft.

1991, June 17 John Paddock replaces Bob Murdoch as head coach.

1992, Jan. 10 Randy Carlyle plays in his 1,000th NHL game vs Chicago.

1993, Apr. Teemu Selanne shatters NHL record for goals and points in a rookie season with 76 goals and 132 points (surpassing Mike Bossy's 53 goals and Peter Stastny's 109 points).

1993, June Teemu Selanne wins the Calder Trophy as the NHL's outstanding rookie in 1992-93.

1994, Jan. 19 Mike Smith is fired as general manager of the Jets. John Paddock named as interim general manager.

1994, June 3 John Paddock is officially named general manager.

1995, Apr. 5 Terry Simpson replaces John Paddock as interim head coach.

1995, May 3 Local investors known as the MEC (Manitoba Entertainment Complex) announce that they will not exercise their option to purchase the Jets and keep the team in Winnipeg.

1995, May 6 The Winnipeg Jets retire the team logo and Thomas Steen's jersey No. 25 in a ceremony at the Winnipeg Arena.

1995, May 9 Operation Grassroots begins an effort to persuade government and local buyers to construct a new arena and keep the Jets in Winnipeg.

1995, May 16 Over 35,000 people attend a rally at The Forks to raise money for Operation Grassroots in the largest gathering of people at a rally in Winnipeg in 50 years. Approximately \$250,000 is raised at this rally from the citizens of Winnipeg.

1995, May 17 Over 2,500 people attend a "Hockey Social" at the Winnipeg Convention Centre and raise in excess of \$250,000 for Operation Grassroots.

1995, May 19 Jets' owner and president Barry Shenkarow announces that local buyers have missed the deadline to purchase the team and keep it in Winnipeg. The team will be purchased as per "agreement in principle" with Minneapolis investors and moved to Minneapolis.

1995, May 21 Barry Shenkarow and the Jets' ownership group announce that the Jets will remain in Winnipeg with details of the plan to expand the current ownership group to be finalized and announced in the near future.

1995, June 16 After weeks of tense negotiations, the Jets' ownership group agrees to sell its shares of the team to the Spirit of Manitoba group (formerly known as MEC) pending conditions which must be met before August 15, 1995.

1995, June 20 Terry Simpson is officially named head coach of the Jets.

1995, July 26 Winnipeg City Council votes to deny charitable tax status on donations to the endowment fund to cover the purchase of the team and operating costs of a new arena, creating a major hurdle in the Spirit of Manitoba's attempt to raise money for the endowment fund.

1995, Aug. 10 Winnipeg City Council votes (10-6) to accept Spirit of Manitoba's business plan, overturning the results of the previous vote on July 26.

1995, Aug. 14 The Spirit of Manitoba announces that they were unable to raise the required capital to proceed with the purchase of the Winnipeg Jets. The organization promptly disbands.

1995, Aug. 15 Jets' owner and president Barry Shenkarow announces that he is left with no alternative solution but to make arrangements to sell the team to a buyer outside of Winnipeg. Shenkarow further announces that the 1995-96 season will be the final year for the Jets in Winnipeg since the team cannot be moved prior to 1995-96.

1995, Oct. 18 The Jets announce the completed sale of the franchise to Richard Burke of Minnesota and Steven Gluckstern of New York, who will find a new home city for the franchise in the United States. The date of transfer of ownership is set as July 1, 1996.

1995, Dec. 19 Richard Burke and Steven Gluckstern announce in a press conference that the new home of their NHL franchise will be Phoenix, Arizona.

1996, Feb. 7 Teemu Selanne is traded to Anaheim with Marc Chouinard and a 4th round pick in the 1996 NHL Entry Draft for Oleg Tverdovsky, Chad Kilger, and a 3rd round pick in the 1996 NHL Entry Draft.

1996, Apr. 8 The newly purchased franchise officially unveils its logo and name in a press conference in Phoenix. After a successful name-the-team contest, management chose the name "Phoenix Coyotes" for the franchise.

1996, Apr. 12 Keith Tkachuk scores his 50th goal of the 1995-96 season in the final regular season home game in Jets history, a 5-3 win vs the Los Angeles Kings.

1996, Apr. 14 The Jets play their final regular season game - a 5-2 loss at Anaheim.

1996, Apr. 28 The team plays their final game as the Winnipeg Jets, losing to Detroit in Game 6 of their playoff series at a sold out Winnipeg Arena.

1996, May 21 Bobby Smith named as executive vice president of hockey operations for the team as they prepare to begin their tenure in Phoenix.

- 1996, June 19** Kris King receives the King Clancy award – presented to the player who “best exemplifies leadership qualities on and off the ice and has made a noteworthy humanitarian contribution in his community” – for the 1995-96 season.
- 1996, July 1** The first day of business operations for the Phoenix Coyotes Hockey Club.
- 1996, July 1** Don Hay named as the Coyotes’ first head coach.
- 1996, Aug. 16** The Coyotes trade Alexei Zhamnov, Craig Mills and a 1st round pick in the 1997 NHL Entry Draft to Chicago for center Jeremy Roenick.
- 1996, Aug. 26** The Coyotes unveil their new uniforms at the Hard Rock Cafe in Phoenix. Rock legend Alice Cooper and Phoenix Mayor Skip Rimsza are in attendance.
- 1996, Sept. 15** The Coyotes play their first-ever preseason game, a 4-2 loss at Edmonton.
- 1996, Sept. 28** The Coyotes name Keith Tkachuk Captain
- 1996, Oct. 5** The team plays its first regular season game as the Phoenix Coyotes, but is defeated 1-0 in Hartford by the Whalers in the 1996-97 season opener.
- 1996, Oct. 7** The team wins its first game as the Coyotes, a 5-2 victory over the Bruins at the FleetCenter in Boston. Mike Gartner scores the first goal in Coyotes history and later records a hat trick in the game.
- 1996, Oct. 10** In their home debut, the Coyotes defeat the San Jose Sharks 4-1 in front of a sold out (16,210) America West Arena.
- 1996, Dec. 11** John Paddock is relieved of his duties as general manager of the Coyotes. Bobby Smith assumes the position of general manager.
- 1997, Apr. 6** Keith Tkachuk scores his 50th goal for the second consecutive season to become the first player in franchise history to record more than one 50-goal season.
- 1997, Apr. 11** Keith Tkachuk scores his 52nd goal of the season to finish the 1996-97 campaign as the NHL’s top goal scorer.
- 1997, Apr. 16** The team begins its first playoff series as the Phoenix Coyotes, taking on the Anaheim Mighty Ducks in the best-of-seven Western Conference Quarterfinals.
- 1997, Apr. 20** The Coyotes play the first ever NHL playoff game in Phoenix. After a marketing campaign that popularized the phrase “It’s not hockey...it’s playoff hockey,” thousands of fans come dressed in white as the “White Out” hits the desert for the first time. The team wins their first home playoff game as the Coyotes, defeating Anaheim 4-1.
- 1997, May 6** Don Hay relieved of his duties as head coach of the Coyotes.
- 1997, June 9** Jim Schoenfeld named head coach of the Coyotes in a press conference at America West Arena.
- 1997, June 17** CEO & governor Richard Burke, president Shawn Hunter, and vice president of hockey administration Mike O’Hearn participate in a groundbreaking ceremony for the Coyotes new practice facility, near the intersection of Pima and Bell Roads in North Scottsdale, Arizona.
- 1997, Sept. 12** Coyotes owner Richard Burke announces that his partner and co-owner Steven Gluckstern will sell his share of the Coyotes franchise to Burke and attempt to purchase the New York Islanders franchise, pending the approval of the NHL’s Board of Governors. Burke assumes sole ownership of the Coyotes.
- 1997, Dec. 14** Right wing Mike Gartner scores his 700th career NHL goal, becoming only the 5th player in NHL history to reach this milestone. Only Wayne Gretzky, Gordie Howe, Marcel Dionne, and Phil Esposito shared this accomplishment with Gartner.
- 1998, June 5** The grand opening of the Cellular One Ice Den is held, as the Coyotes new north Scottsdale practice facility becomes available for public use. B.G. Ice, Inc. is created to handle the team’s ventures into the ice facility business.
- 1998, Dec. 17** The Scottsdale City Council votes in favor (4-3) of forming a “Stadium District” for funding a 92-acre redevelopment of the Los Arcos Mall in South Scottsdale. As a part of the redevelopment, the Coyotes plan to include a new 19,000 seat arena and practice facility.
- 1999, Jan. 18** Citizens of Scottsdale submit over 5,000 petition signatures to call for a referendum election on the formation of the Stadium District. The Scottsdale city election is scheduled for May 18, 1999.
- 1999, Jan. 24** For the first time in franchise history, four players represent the team at the NHL All-Star Game. Nikolai Khabibulin, Teppo Numminen, Jeremy Roenick and Keith Tkachuk all play in the game at the Ice Palace in Tampa, Florida. Numminen was named as a starter for the World team. In addition, head coach Jim Schoenfeld served as an assistant coach for the North American team.
- 1999, Jan. 28** Rick Tocchet scores his 400th NHL career goal, becoming the 52nd player in NHL history to reach this milestone.
- 1999, Feb. 3** The Coyotes unveil their new alternate or “third” jersey at Alice Cooper’s town in Phoenix. The team wore the new uniforms 10 times during the remainder of the regular season.
- 1999, May 18** Scottsdale voters overwhelmingly vote (63%) to support the Coyotes efforts to build a new arena as part of a 92-acre shopping mall redevelopment at Los Arcos by forming the “Los Arcos Multipurpose Facilities District.” With the victory, a second vote on the final redevelopment plan and financing is scheduled for Nov. 2, 1999.
- 1999, May 24** Jim Schoenfeld is relieved of his duties as head coach of the Coyotes.
- 1999, June 16** Bob Francis named head coach of the Coyotes in a press conference at the Scottsdale Princess.
- 1999, Sept. 27** The Coyotes host their first ever Cool Coyotes Field Trip when they play the San Jose Sharks in a preseason game. Over 16,000 elementary school students get to watch a free hockey game at America West Arena as part of their educational curriculum. The event is the largest kids event ever undertaken by the Coyotes.
- 1999, Oct. 26** Rick Tocchet plays in his 1,000th NHL game at Edmonton.
- 1999, Nov. 2** In a second arena election, voters in Scottsdale and the partnering cities of Fountain Hills and Guadalupe once again vote in strong favor (59%) of the Los Arcos project. The use of the “Los Arcos Multipurpose Facilities District” is approved as a development and financing mechanism to build a new arena for the Coyotes (and complete mall redevelopment) at the intersection of Scottsdale and McDowell Roads.
- 2000, Apr. 18** Coyotes owner Richard Burke signs a deal that gives Steve Ellman (the developer of the redevelopment project at Los Arcos) until June 30 to buy the team.
- 2000, May 26** Developer Steve Ellman makes \$10 million deposit to Richard Burke to begin purchase of team and announces Wayne Gretzky (the NHL’s all-time greatest player) will join the new Coyotes ownership group under Los Arcos Sports, LLC.
- 2000, June 2** Wayne Gretzky is introduced to the Arizona public at a national media gala held at the Scottsdale Princess. Steve Ellman announces he will accept the position of chairman of Los Arcos Sports, LLC. It is also announced that Gretzky will be the managing partner in charge of hockey operations and Shawn Hunter will be the president.
- 2000, Nov. 1** Goaltender Sean Burke earns the NHL Player of the Month for October. He posts a 7-1-1 record, 1.54 goals against average and .950 save percentage, helping the Coyotes to their best start in franchise history.
- 2000, Nov. 15** Brad May receives a 20-game suspension by the NHL for a slashing incident at Columbus on Nov. 11. The suspension is one of the longest in NHL history.
- 2000, Dec. 11** The NHL’s Board of Governors votes unanimously to approve the purchase of the Coyotes by the ownership group headed by Steve Ellman and Wayne Gretzky pending the closing of the transaction.
- 2000, Dec. 28** The NHL announces the completion date of the sale of the Coyotes is extended to Feb. 15 by mutual agreement of the parties involved.

- 2001, Feb. 15** The sale of the Coyotes is finalized as the new ownership group led by Steve Ellman, Wayne Gretzky, Jerry Moyes and Shawn Hunter purchase the team from former owner Richard Burke.
- 2001, Feb. 17** Bobby Smith is relieved of his duties as general manager. Cliff Fletcher replaces Smith as the team's executive vice-president and general manager.
- 2001, Feb. 21** The Coyotes officially welcome Wayne Gretzky to the organization with the "Welcome Wayne White Out" – the first-ever regular season White Out.
- 2001, Feb. 23** Jeremy Roenick scores his 400th NHL career goal at Buffalo, becoming only the 3rd U.S.-born player in NHL history to score 400 goals.
- 2001, Mar. 5** Nikolai Khabibulin is traded to Tampa Bay with Stan Neckar for Paul Mara, Mike Johnson, Ruslan Zainullin and a 2nd round pick in the 2001 NHL Entry Draft.
- 2001, Mar. 13** Keith Tkachuk is traded to St. Louis for Michal Handzus, Ladislav Nagy, Jeff Taffe and a 1st round pick in the 2002 Entry Draft.
- 2001, Apr. 11** Unable to come to an agreement with the City of Scottsdale for a new arena at Los Arcos, the Coyotes turn to the City of Glendale. The Glendale City Council votes to approve a new arena for the Coyotes at the intersection of the 101 Freeway and Glendale Avenue.
- 2001, Aug. 28** Michael Barnett is named general manager. Cliff Fletcher ascends to the role of senior executive vice president of hockey operations.
- 2001, Sept. 15** The Coyotes name Teppo Numminen Captain
- 2001, Oct. 18** Teppo Numminen plays in his 951st game with the franchise. He becomes the franchise's all-time games played leader, surpassing Thomas Steen's 950.
- 2001, Nov. 27** The Glendale City Council unanimously approves the final development agreement that paves the way for construction of the Coyotes' new state-of-the-art arena as part of a 223-acre, mixed-use project near Loop 101 and Glendale Avenue. The entire project, which will be developed by The Ellman Companies, will consist of up to six million square feet of retail, entertainment, dining, office and residential development.
- 2002, Mar. 3** Teppo Numminen plays in his 1,000th NHL game vs Columbus. He becomes the first player in franchise history to play in 1,000 Coyotes/Jets games.
- 2002, Mar. 20** Jim Lites is named president and chief operating officer taking over the role from Shawn Hunter.
- 2002, Apr. 1** For the second time in two seasons, goaltender Sean Burke earns the NHL's Player of the Month award. He posts a 9-1-0 record, 1.70 goals against average and .940 save percentage in the month of March.
- 2002, Apr. 3** A groundbreaking ceremony for the Coyotes new arena in Glendale is held at the intersection of the Loop 101 & Glendale Avenue. Team owners Steve Ellman, Jerry Moyes and Wayne Gretzky participate in the ceremony along with NHL Commissioner Gary Bettman, Glendale Mayor Elaine Scruggs, the Glendale City Council and Coyotes' players and staff.
- 2002, Apr. 12** Coyotes clinch a berth in the 2002 Stanley Cup playoffs with a completely re-tooled roster. Gone from the previous season are several NHL veterans including former All-Stars Nikolai Khabibulin, Keith Tkachuk and Jeremy Roenick.
- 2002, June 20** Bob Francis wins the Jack Adams Award as the NHL's coach of the year. His father Emile Francis twice won the Coach of the Year award, making them the first father-son coaching tandem in NHL history to win the award.
- 2002, July 10** Head coach Bob Francis agrees to a 4-year contract extension.
- 2002, Nov. 22** Play-by-play commentator Curt Keilback calls his 2,000th NHL game, all with the Coyotes/Jets organization, as the Coyotes play against Florida.
- 2002, Dec. 10** Doug Moss is named president and chief operating officer. He replaces Jim Lites, who vacated the position on Nov. 26.
- 2002, Dec. 26** Head coach Bob Francis becomes the franchise leader for the most games coached at Los Angeles as he surpassed John Paddock's record of 281.
- 2003, Jan. 8** Zac Bierk and Chicago's Michael Leighton become the first goaltenders in NHL history to both earn their first NHL career shutouts in the same game as the teams played to a 0-0 tie. In the game, Bierk makes 40 saves in his first start as a Coyote.
- 2003, Feb. 17** Jerry Moyes and Steve Ellman agree to contribute 100% of their respective ownership interest in both the Coyotes and the new 223-acre arena development project in Glendale to their new company, Coyotes Holdings, LLC. Moyes will own 60% and Ellman 40%. Moyes and Ellman will serve as co-chief executive officers, with Ellman continuing to serve as chairman and governor of the Coyotes.
- 2003, Mar. 6** Paul Ranheim plays in his 1,000th NHL game at St. Louis.
- 2003, Apr. 7** The Coyotes hold a "topping off" ceremony at the new Glendale Arena, marking the completion of vertical construction of the arena.
- 2003, July 22** Teppo Numminen is traded to the Dallas Stars in exchange for Mike Sillinger and a conditional draft choice. Numminen, who had played his entire 15-year NHL career with the Phoenix Coyotes/Winnipeg Jets organization, leaves the Coyotes as the franchise's all-time leader in games played (1,098) as well as defenseman goals (108), assists (426) and points (534).
- 2003, Sept. 3** In a ceremony held at Arizona Mills Mall, the Coyotes unveil their new logo and uniforms. Team owners Steve Ellman, Jerry Moyes and Wayne Gretzky along with several players are on hand for the announcement.
- 2003, Sept. 10** The Coyotes name Shane Doan Captain
- 2003, Dec. 27** After seven and a half seasons in the Valley, the Coyotes finally open their very own arena in Glendale. Before a "standing room only" crowd of 19,052 at Glendale Arena, the Coyotes lose to the Nashville Predators, 3-1.
- 2003, Dec. 31** The Coyotes notch their first-ever victory at Glendale Arena with a 4-0 shutout of the Los Angeles Kings.
- 2004, Jan. 9** Brian Boucher sets an NHL modern-era record with his fifth consecutive shutout, making 21 saves in a 2-0 win at Minnesota. Boucher also eclipsed another NHL modern-era record in the same game when he surpassed Bill Durnan's shutout sequence of 309:21 (set in 1948-49). Boucher's shutout sequence would finish at 332:01 when he allowed a goal at 6:16 of the 1st period against Atlanta on Jan. 11.
- 2004, Feb. 9** Sean Burke is traded to Philadelphia along with Branko Radivojevic and the rights to Ben Eager in exchange for Mike Comrie.
- 2004, Feb. 24** Bob Francis is relieved of his duties as head coach of the Coyotes. Rick Bowness takes over as interim head coach for the remainder of the season.
- 2004, Apr. 29** The Coyotes hold their first-ever Town Hall meeting for season ticket holders at Glendale Arena. Team executives Steve Ellman, Wayne Gretzky, Doug Moss, Cliff Fletcher and Mike Barnett answer questions for three and a half hours.
- 2004, Aug. 6** Brett Hull, the NHL's third all-time leading goal scorer, signs as a free agent.
- 2004, Nov. 18** The Coyotes stage the first-ever "99 Hours of Hockey" event at Glendale Arena. Over 12,000 fans come out to watch a total of 55 hockey games including youth, high school, adult and university teams during the week-long event.
- 2005, Aug. 8** In the biggest announcement in franchise history, Wayne Gretzky is named head coach of the Coyotes. Gretzky, who becomes a head coach for the first time, continues in his role as managing partner in addition to his coaching duties. On the same day, he names Barry Smith, Rick Bowness and Rick Tocchet as his associate coaches.

- 2005, Oct. 5** Wayne Gretzky makes his regular season coaching debut as the Coyotes lose 3-2 at Vancouver.
- 2005, Oct. 8** Wayne Gretzky earns his first win as an NHL head coach as the Coyotes defeat the Minnesota Wild 2-1 in the club's home opener.
- 2005, Oct. 8** In a ceremony at Glendale Arena, the team unveils the Coyotes Ring of Honor with Wayne Gretzky (No. 99) and Bobby Hull (No. 9) as the initial members.
- 2005, Oct. 15** Brett Hull announces his retirement after 19 NHL seasons. A future Hockey Hall of Famer, Hull leaves as the NHL's active goal-scoring leader with an amazing 741 goals, which also ranks third on the NHL's all-time goal scoring list (trailing only Wayne Gretzky's 894 and Gordie Howe's 801).
- 2005, Oct. 27** Curtis Joseph earns his 400th NHL victory in a 3-2 win over Calgary.
- 2005, Nov. 8** Yanick Lehoux scores a goal on his first NHL shift just 65 seconds into his NHL debut. The goal is the fastest goal ever by a Coyotes/Jets player making his NHL debut.
- 2006, Jan. 21** Former Winnipeg Jet Thomas Steen and his No. 25 officially join Wayne Gretzky's No. 99 and Bobby Hull's No. 9 in the Coyotes Ring of Honor in a ceremony at Glendale Arena. Steen, who played his entire 14-year NHL career with the Jets, is in attendance.
- 2006, Apr. 8** Geoff Sanderson plays in his 1,000th NHL game vs. Dallas.
- 2006, Apr. 13** Jerry Moyes and Steve Ellman announce an agreement for Moyes to assume majority ownership control of the Phoenix Coyotes, Glendale Arena and Arizona Sting (NLL) while Ellman assumes majority ownership control of the Westgate City Center development. Wayne Gretzky retains his ownership interest in both ventures. Jeff Shumway is named chief executive officer for the Coyotes.
- 2006, May 31** Wayne Gretzky signs a 5-year contract extension to remain as head coach of the Coyotes through the 2010-11 season.
- 2006, Oct. 5** Coyotes kick off the "Decade in the Desert" season with 6-3 win over New York Islanders at Glendale Arena. Steven Reinprecht posts career-high five points with a goal and four assists in the victory.
- 2007, Jan. 4** Curtis Joseph makes 29 saves in a 2-0 shutout of the Carolina Hurricanes to garner his 438th career victory and surpass Hall of Famer Jacques Plante for fifth place on the NHL's all-time wins list.
- 2007, Feb. 15** In his 11th season with the franchise, captain Shane Doan signs a five-year contract extension with the Coyotes. Doan ranks in the top five in franchise history in goals, assists, and games played.
- 2007, Apr. 5** Former Winnipeg Jet Dale Hawerchuk and his No. 10 officially join Wayne Gretzky's No. 99, Bobby Hull's No. 9 and Thomas Steen's No. 25 in the Coyotes Ring of Honor in a ceremony at Glendale Arena.
- 2007, Apr. 10** Associate coach Barry Smith resigns to accept head coaching/director of hockey operations position with SKA St. Petersburg.
- 2007, Apr. 11** Senior Executive Vice President of Hockey Operations Cliff Fletcher, General Manager Michael Barnett and Assistant General Manager Laurence Gilman are relieved of duties.
- 2007, May 29** Don Maloney becomes the 7th general manager in franchise history.
- 2007, July 18** Brad Treliving signs multi-year contract to become assistant general manager.
- 2007, Sept. 15** Coyotes unveil their redesigned, RBK Edge uniforms.
- 2007, Nov. 17** Goaltender Ilya Bryzgalov is claimed off waivers from the Anaheim Ducks and posts a 1-0 shutout over the Los Angeles Kings in his Coyotes debut the very same day.
- 2008, Jan. 23** Ilya Bryzgalov signs a three-year contract with the Coyotes.
- 2008, Feb. 18** Wayne Gretzky records his 100th career win as head coach of the Coyotes with a 4-0 win over Los Angeles.
- 2008, Mar. 1** Shane Doan scores his 20th goal of the season, giving him eight consecutive 20-goal seasons.
- 2008, Apr. 3** Kyle Turris, the third overall pick in the 2007 NHL Entry Draft, makes his Coyotes debut.
- 2008, July 10** Doug Sulliman is hired as Assistant Coach.
- 2008, Nov. 28** Coyotes unveil their new black third jerseys in a 2-1 win over the Colorado Avalanche.
- 2009, Mar. 12** Shane Doan plays in his 951st career game, all with the Coyotes, to move into second place on the franchise's all-time list.
- 2009, Apr. 1** Al Montoya becomes the first goalie in franchise history to record a shutout in his NHL debut, backstopping the Coyotes to a 3-0 win over Colorado.
- 2009, Sept. 21** Dave King hired as assistant coach.
- 2009, Sept. 24** Wayne Gretzky announces his resignation as head coach and director of hockey operations of the Phoenix Coyotes.
- 2009, Sept. 24** Dave Tippett is introduced as the 17th head coach in franchise history.
- 2009, Oct. 3** Coyotes open 2009-10 season with a 6-3 win at Los Angeles in Dave Tippett's first game as head coach of the team.
- 2009, Oct. 10** In the team's Home Opener, a 2-0 loss to Columbus, the Coyotes hold a "Welcome Back WhiteOut" in the first WhiteOut of any kind at Jobing.com Arena
- 2009, Dec. 17** Shane Doan plays in his 1,000th career NHL regular season game in a 2-1 shootout win at Columbus. Doan becomes the second player in franchise history to reach 1,000 games, joining only Teppo Numminen, as well as the 42nd player in NHL history to reach 1,000 games with one franchise and the 24th player to attain the milestone with the team that drafted him.
- 2009, Dec. 29** The Coyotes defeat the Vancouver Canucks, 3-2 in a shootout, to win their 10th consecutive home game, setting a new franchise record for longest home winning streak. The 10-game home winning streak began with a 3-1 win over Philadelphia on Nov. 21.
- 2010, Jan. 30** Defenseman Teppo Numminen's No. 27 is inducted into the Coyotes Ring of Honor in a pre-game ceremony, joining Wayne Gretzky's No. 99, Bobby Hull's No. 9, Dale Hawerchuk's No. 10 and Thomas Steen's No. 25.
- 2010, Mar. 6** Ilya Bryzgalov shuts out Anaheim, 4-0, to earn his 34th win of the season and set a new franchise record for most wins by a goaltender in a single season. Bryzgalov would finish the 2009-10 campaign with 42 victories.
- 2010, Mar. 18** The Coyotes set a new franchise record by winning their 44th game of the season with a 4-3 shootout win at Florida.
- 2010, Mar. 21** The Coyotes beat the Dallas Stars, 4-3 in a shootout, to win their ninth straight game, tying the franchise record for longest winning streak while also setting a new franchise mark for most points in a season (97).
- 2010, Mar. 27** Phoenix defeats Colorado by a 6-2 score to notch the first-ever 100-point season in franchise history. Earlier in the day, the Coyotes clinched their first playoff berth since 2002.
- 2010, Apr. 8** With a 3-2 shootout victory at Los Angeles, the Coyotes improve to 50-25-6 on the season, marking the first 50-win season in franchise history. Phoenix would finish the 2009-10 regular season at 50-25-7 for 107 points, making them the fourth seed in the Western Conference for the Stanley Cup Playoffs
- 2010, Apr. 14** The Coyotes host the Detroit Red Wings for Game 1 of their Western Conference Quarterfinal series in the first-ever playoff game at Jobing.com Arena in Glendale and come away with a 3-2 victory.
- 2010, Apr. 27** The most successful season in Coyotes/Jets franchise history comes to an end as the Red Wings defeat the Coyotes 6-1 in Game 7 of their playoff series.
- 2010, June 3** GM Don Maloney receives the inaugural NHL General Manager of the Year Award
- 2010, June 23** At the 2010 NHL Awards in Las Vegas, Dave Tippett wins the Jack Adams Award, Shane Doan receives the King Clancy Memorial Trophy and Ilya Bryzgalov finishes as the runner-up for the Vezina Trophy while being named to the 2009-10 NHL Second All-Star Team

- 2010, June 30** Chief Financial Officer Mike Nealy is promoted to Chief Operating Officer, replacing President and Chief Operating Officer Douglas Moss, who had served in that role since 2002
- 2010, Oct. 9** The Coyotes open the 2010-11 regular season in Prague, Czech Republic against the Boston Bruins as part of Compuware NHL Premiere
- 2010, Oct. 16** Phoenix hosts the Detroit Red Wings in the home opener in a rematch of the 2010 Western Conference Quarter-final
- 2010, Nov. 3** Ed Jovanovski records the first hat trick by a defenseman in the history of the franchise against the Nashville Predators
- 2010, Dec. 26** Ed Jovanovski plays in his 1,000th career NHL regular season game in a 1-0 shutout win at Dallas. Jovanovski becomes only the third player in franchise history to reach 1,000 games joining Shane Doan and Teppo Numminen
- 2011, Jan. 13** The Coyotes win their 1,000 game in Winnipeg/Phoenix franchise history defeating the Toronto Maple Leafs 5-1.
- 2011, Jan. 25** Defenseman Keith Yandle is selected to the 2011 All-Star game in Raleigh, N.C.
- 2011, Jan. 31** Keith Yandle is named the NHL's Second Star for the month of January. Yandle tallied 17 points, recording three goals and 14 assists in 14 games as the Coyotes went 8-4-2 in January. He registered points in 11 of 14 games, closing the month with a nine-game point streak – the league's longest active streak at the All-Star break.
- 2011, Feb. 23** Shane Doan becomes the new franchise leader in all-time games played (1,119), passing former captain and teammate Teppo Numminen.
- 2011, Mar. 20** Defenseman Adrian Aucoin plays in his 1,000th career NHL regular season game in a 2-1 loss vs. Chicago. Aucoin becomes only the fourth player in franchise history to reach 1,000 games joining Ed Jovanovski, Shane Doan and Teppo Numminen.
- 2011, Mar. 22** The Coyotes won their 40th game of the season defeating the Blues 2-1 at Jobing.com Arena; it marked the first time in franchise history the team recorded two consecutive seasons with 40+wins (franchise record 52 in 09/10).
- 2011, Apr. 8** Ilya Bryzgalov becomes the franchise's all-time winningest goaltender recording his 130th victory as a member of the Coyotes, defeating the Sharks 4-3.
- 2011, Apr. 18** The Coyotes host the Detroit Red Wings in Game 3 of the 2011 Western Conference Quarter-Final.
- 2011, Oct. 15** Phoenix hosts the re-born Winnipeg Jets in its 2011-12 home opener, defeating the Jets 4-1
- 2011, Oct. 25** Shane Doan scores his 300th career NHL goal versus the Dallas Stars
- 2011, Dec. 1** Phoenix visits Winnipeg to face the Jets - first regular season meeting since leaving in 1996
- 2011, Dec. 23** Keith Tkachuk is inducted into the Coyotes' Ring of Honor
- 2012, Jan. 7** Shane Doan records his first career NHL hat trick versus the N.Y. Islanders (5-1)
- 2012, Jan. 18** Keith Yandle is selected to his second consecutive NHL All-Star Game (Ottawa, Ont.)
- 2012, Feb. 11** Jeremy Roenick is inducted into the Coyotes' Ring of Honor
- 2012, Feb. 28** The Coyotes finish the month of February as the NHL's hottest team (11-0-1)
- 2012, Mar. 1** Mike Smith is named the NHL's First Star of the Month (February)
- 2012, Mar. 25** Derek Morris appears in his 1,000th career NHL game versus the St. Louis Blues
- 2012, Mar. 31** Ray Whitney collects his 1,000th NHL point (assist) versus the Anaheim Ducks
- 2012, Apr. 3** Mike Smith stops an NHL-record 54 shots in a shutout victory against the Columbus Blue Jackets
- 2012, Apr. 7** The Coyotes defeat the Minnesota Wild capturing their first division title in franchise history
- 2012, Apr. 8** Mike Smith named the NHL's First Star of the Week for Apr. 2-8
- 2012, Apr. 12** Phoenix hosts the Chicago Blackhawks in Game 1 of the Western Conference Quarter-final
- 2012, Apr. 23** The Coyotes defeat the Blackhawks 4 games to 2, securing their first postseason series victory since the franchise moved to Phoenix in 1996
- 2012, Apr. 27** Phoenix hosts the Nashville Predators in Game One of the Western Conference Semi-final
- 2012, May 7** The Coyotes defeat the Predators 4 games to 1, advancing to their first Conference Final in franchise history
- 2012, May 13** The Coyotes host the Los Angeles Kings in Game One of the Western Conference Final
- 2012, May 22** The Coyotes lose to the Kings in five games (4-1) in the Western Conference Final
- 2012, June 21** Shane Doan receives the 2011-12 Mark Messier Leadership Award
- 2012, June 21** Ray Whitney named to the NHL's Second All-Star Team
- 2012, July 10** Sean Burke signed to a multi-year contract extension; named Assistant to the General Manager
- 2012, Sept. 14** Shane Doan re-signed to a four-year contract
- 2013, Jan. 20** The Coyotes raise their 2011-12 Pacific Division Championship banner prior to the 2012-13 home opener against the Chicago Blackhawks
- 2013, Jan. 20** Shane Doan played in his 1,200th career NHL game versus the Chicago Blackhawks
- 2013, Mar. 4** Shane Doan records his 800th career point versus the Anaheim Ducks
- 2013, Mar. 15** Oliver Ekman-Larsson signs six-year contract extension
- 2013, Mar. 28** Steve Sullivan appeared in his 1,000th career NHL game versus the Nashville Predators
- 2013, May 24** General Manager Don Maloney agreed to a long-term contract extension
- 2013, June 13** Assistant General Manager Brad Treliving agreed to a multi-year contract extension
- 2013, June 21** Head Coach Dave Tippett agreed to a long-term contract extension
- 2013, June 30** Mike Smith agreed to a six-year contract
- 2013, July 10** Newell Brown hired as assistant coach
- 2013, Aug. 6** IceArizona completed its purchase and assumes control of the franchise from the NHL. George Gosbee is named Coyotes Executive Chairman and Governor. Anthony LeBlanc is named Alternate Governor.
- 2013, Nov. 2** Dave Tippett becomes the all-time winningest coach in franchise history with his 166th career win with the Coyotes, a 3-2 shootout victory against the San Jose Sharks
- 2013, Dec. 10** Antoine Vermette appeared in his 700th career NHL game against the Colorado Avalanche
- 2014, Jan. 28** Shane Doan records his 500th career NHL assist versus the Los Angeles Kings
- 2014, Mar. 13** Shane Doan appeared in his 1,300th career NHL game against the Boston Bruins

ARIZONA COYOTES (2014–Present)


- 2014, June 27** The franchise is officially renamed the Arizona Coyotes at the 2014 NHL Entry Draft at the Wells Fargo Center in Philadelphia, Pa.
- 2014, July 3** Darcy Regier signed to a multi-year contract to serve as Senior Vice President & Assistant General Manager
- 2014, Sept. 10** Jobing.com Arena renamed Gila River Arena
- 2014, Nov. 29** Dave Tippett coaches in his 400th game with the Coyotes
- 2014, Dec. 20** Dave Tippett coaches in his 900th game as an NHL head coach
- 2014, Dec. 31** Andrew Barroway's agreement to purchase 51% of the franchise is approved by the NHL Board of Governors
- 2015, Jan. 25** Defenseman Oliver Ekman-Larsson is selected to the 2015 All-Star game in Columbus, Ohio
- 2015, Feb. 28** Antoine Vermette is traded to Chicago in exchange for Klas Dahlbeck and a 1st round draft choice in the 2015 Entry Draft

- 2015, March 1** Keith Yandle is traded to the NY Rangers along with Chris Summers and a 4th round draft choice in the 2016 Entry Draft in exchange for Anthony Duclair, John Moore, a 1st round draft choice in the 2016 Entry Draft and a 2nd round draft choice in the 2015 Entry Draft
- 2015, March 2** Zbynek Michalek is traded to St. Louis in exchange for Maxim Letunov and a conditional 3rd round draft choice in the 2015 Entry Draft
- 2015, March 5** The Coyotes wear the franchise's black Kachina original jerseys that the team wore from 1996 – 2003 on Throwback Night vs. the Vancouver Canucks
- 2015, April 18** Arizona wins the 3rd overall selection in the 2015 NHL Entry Draft at the Draft Lottery in Toronto, Ont.
- 2015, June 1** John Chayka is named Assistant General Manager, Analytics and Chris O'Hearn is appointed Assistant General Manager, Hockey Operations
- 2015, June 26** Arizona selects center Dylan Strome of the Erie Otters (OHL) with the 3rd overall choice in the 2015 NHL Entry Draft
- 2015, June 26** Connor Murphy, Max Domi, Brendan Perlini and Christian Dvorak unveil the Coyotes' new home and away jerseys and uniforms in the team's first major uniform change since 2003.
- 2015, July 1** Antoine Vermette agreed to a two-year contract
- 2015, July 8** John Slaney is hired as an assistant coach
- 2015, Oct. 9** Max Domi became the 8th player in franchise history to record a multi-point game in his NHL debut with the team and also became the ninth Coyotes rookie to score a goal in his first NHL game
- 2015, Oct. 12** Mike Smith is named the NHL's Third Star of the Week (Oct. 7-Oct. 11)
- 2015, Oct. 17** Shane Doan records his 900th career point versus the Boston Bruins
- 2015, Nov. 27** Dave Tippett became the 22nd NHL coach to win 500 games
- 2015, Dec. 31** Shane Doan sets the franchise all-time goals mark with his 380th career goal coming in the 1st period of the Coyotes' 4-2 victory over the Winnipeg Jets
- 2016, Jan. 4** Shane Doan is named the NHL's Second Star of the Week for scoring five goals in three games (Dec. 28- Jan. 3)
- 2016, Feb. 1** Louis Domingue is named the NHL's Rookie of the Month (January)
- 2016, Feb. 2** Dave Tippett coaches in his 1,000th career NHL game versus the Los Angeles Kings
- 2016, Feb. 12** Shane Doan sets the franchise all-time points (930) and power play goals (123) record in the Coyotes' 4-1 win over the Calgary Flames
- 2016, Mar. 24** Oliver Ekman-Larsson sets the NHL's all-time single season game-winning goals record by a defenseman by recording his eighth game-winning goal vs. the Dallas Stars
- 2016, Apr. 11** General Manager Don Maloney is relieved of his duties
- 2016, Apr. 30** The Coyotes receive the seventh pick in the NHL Draft Lottery
- 2016, May 5** John Chayka is named the eighth General Manager in Coyotes history. Dave Tippett agrees to a five-year contract extension and is named Executive Vice President of Hockey Operations/ Head Coach. Alternate Governor Gary Drummond is named President of Hockey Operations
- 2016, June 22** Alex Goligoski agrees to a five-year contract
- 2016, Aug. 16** Radim Vrbata returns to the Coyotes on a one-year contract
- 2016, Dec. 3** Mike Smith set a franchise record by making 58 saves and facing 60 shots in the Coyotes 3-2 shootout loss to the Columbus Blue Jackets
- 2016 Dec. 23** Shane Doan became the 17th player in NHL history to skate in 1,500 games and the 93rd player in NHL history to score 400 career NHL goals in Arizona's 4-1 loss to the Toronto Maple Leafs
- 2017, Jan. 10** Goaltender Mike Smith is selected to the 2017 NHL All-Star game in Los Angeles, CA.
- 2017, Feb. 18** The Coyotes announced their All-Time Starting Six roster as voted by the fans. Shane Doan, Jeremy Roenick and Keith Tkachuk were selected as forwards while Oliver Ekman-Larsson and Teppo Numminen were chosen as defensemen. Mike Smith was named as the goaltender
- 2017, Feb. 26** Radim Vrbata recorded his 600th career NHL point by scoring the game-winning goal with 18 seconds left in the game in a 3-2 Coyotes win over the Buffalo Sabres
- 2017, Mar. 9** Radim Vrbata became the 308th player in NHL history to skate in 1,000 career NHL games
- 2017, Mar. 13** Goaltender Mike Smith posted his 22nd shutout with Arizona by blanking the Colorado Avalanche 1-0 to set the franchise's all-time shutout record
- 2017, May 18** Steve Sullivan is named Assistant General Manager
- 2017, May 24** Craig Cunningham is added as a pro scout
- 2017, June 17** Mike Smith is traded to Calgary in exchange for defenseman Brandon Hickey, goaltender Chad Johnson and a conditional third round draft choice
- 2017, June 20** The NHL and Adidas unveiled the new ADIZERO Authentic NHL jerseys and uniforms for all 31 NHL teams, including the Coyotes
- 2017 June 22** Head coach Dave Tippett and the Coyotes mutually part ways
- 2017 June 23** The Coyotes acquired center Derek Stepan and goaltender Antti Raanta from the New York Rangers in exchange for defenseman Anthony DeAngelo and Arizona's first round draft choice
- 2017 June 23** The Coyotes acquired defenseman Niklas Hjalmarsson from Chicago in exchange for defenseman Connor Murphy and forward Laurent Dauphin
- 2017 June 23** Arizona selects defenseman Pierre-Olivier Joseph 23rd overall in the 2017 NHL Draft
- 2017 July 11** Rick Tocchet is named as the 18th head coach in franchise history
- 2017 July 12** Steve Patterson is introduced as the Coyotes new President and CEO
- 2017 July 12** John Chayka promoted to President of Hockey Operations and General Manager
- 2017 July 26** John MacLean and Scott Allen are introduced as the new assistant coaches
- 2017 Sept. 17** Acquired defenseman Jason Demers from the Florida Panthers in exchange for forward Jamie McGinn
- 2017 Oct. 17** Oliver Ekman-Larsson became the sixth defenseman in franchise history to skate in 500 games with the team
- 2017 Nov. 1** Clayton Keller is named NHL's Rookie of the Month (October)
- 2017 Nov. 18** Anthony Duclair became the second player in Coyotes history to score all three goals in a win when he recorded his first career hat trick in the Coyotes 3-2 victory over the Ottawa Senators
- 2018, Jan 10** Defenseman Oliver Ekman-Larsson is selected to the 2018 NHL All-Star game in Tampa Bay, FL
- 2018 Feb. 19** Antti Raanta is named the NHL's Second Star of the Week (Feb. 12-18)
- 2018 Mar. 19** Oliver Ekman-Larsson became the second defenseman in franchise history to score 100 goals with the club
- 2018 Mar. 26** Clayton Keller scored a goal to set the Coyotes' rookie record for most goals in a season
- 2018 Mar. 28** Clayton Keller picked up an assist to extend his point streak to 10 games which set a new Coyotes' rookie record
- 2018 Apr. 1** Clayton Keller became the first player in Coyotes history to win multiple Rookie of the Month awards (October, March) in one season
- 2018 Apr. 2** Antti Raanta is named the NHL's Second Star of the Week (Mar. 26-Apr. 1)
- 2018 Apr. 6** Antti Raanta signed a three-year contract extension
- 2018 June 15** The Coyotes acquired center Alex Galchenyuk from the Montreal Canadiens in exchange for forward Max Domi

- 2018 June 22** Arizona selects center Barrett Hayton fifth overall in the 2018 NHL Draft
- 2018 July 1** Oliver Ekman-Larsson signed to an eight-year extension
- 2018 July 3** Ahron Cohen promoted to Coyotes President & CEO
- 2018 July 24** Lindsay Hofford is named Assistant General Manager
- 2018 Sept. 13** Oliver Ekman-Larsson named the fourth Captain in Coyotes history
- 2018 Nov. 29** Oliver Ekman-Larsson becomes the ninth player in franchise history to skate in 600 games with the club in the Coyotes 3-0 victory over the Nashville Predators
- 2018 Dec. 3** Adin Hill is named NHL's Second Star of the Week (Nov. 26-Dec. 2)
- 2019 Jan. 2** Clayton Keller is selected to the 2019 NHL All-Star game in San Jose, California
- 2019 Feb. 4** Oliver Ekman-Larsson becomes the franchise's all-time goal scorer by a defenseman in a 5-4 Coyotes loss to the Dallas Stars
- 2019 Feb. 24** The Coyotes officially retire Shane Doan's number 19 in a pregame ceremony prior to the Coyotes 4-1 victory over the Winnipeg Jets
- 2019 Feb. 28** Brad Richardson becomes the second player in Coyotes history to score four goals in a single game in Arizona's 5-2 win over the Vancouver Canucks
- 2019 Apr. 1** Darcy Kuemper is named the NHL's Third Star of the Week (Mar. 25-31)
- 2019 June 21** Arizona selects defenseman Victor Soderstrom with the 11th overall pick in the 2019 NHL Draft
- 2019 June 29** The Coyotes acquire forward Phil Kessel, defenseman Dane Birks and a 2021 fourth round draft choice from the Pittsburgh Penguins in exchange for forward Alex Galchenyuk and defenseman Pierre-Olivier Joseph
- 2019 July 29** Alex Meruelo is announced as the Coyotes new Majority Owner, Chairman and Governor. Meruelo is the first and only Hispanic controlling owner in the NHL.
- 2019 Sept. 4** Clayton Keller signs 8-year contract extension.



Joe Daley




Bobby Hull



Dale Hawerchuk



Shane Doan



WINNIPEG JETS

1979-80: When the Winnipeg Jets joined the National Hockey League in 1979, they made their debut in new jerseys that were white with a wide blue stripe and two thin red stripes that ran from the collar over the outer arm to the wrist. The logo was the word “JETS” spelled out inside a circle. The “J” in Jets was represented by a hockey stick. A smaller circle with the outline of a commercial jet airliner found itself in the hook of the “J.” Underneath “Jets” was the word “Winnipeg” spelled out. The logo had been with the team for three AVCO Cup Championships in the World Hockey Association and would remain with the team as the transition was made from WHA to NHL.

1987-88: The Jets made an addition to their uniform to acknowledge the official charity of the Winnipeg Jets, the Winnipeg Jets Goals for Kids Foundation. The Jets placed a Goals For Kids shoulder patch on the existing uniform to recognize the work that the Goals For Kids Foundation did to benefit the children of Manitoba.

1990-91: The Jets came up with a new logo and uniform, “emblematic of a new era of professional hockey in Winnipeg.” The new logo depicted a circle with the words “Winnipeg Jets” written in a slanted fashion to show speed, and a shadow of a jet plane with a trail of vapor going through the word “Jets.” The “J” in “Jets” is once again portrayed as a hockey stick. The new jerseys were white with a wide blue stripe in the middle of two thin red stripes (touching each other) circling the elbows of the sleeves and at the waist. The road jerseys reversed the blue and the white from the home jerseys.

1995-96: As the team played its last season in Winnipeg as the Jets, the last 10 games of the regular season and the playoffs saw the addition of a commemorative “Season to Remember” patch added to the right breast of both the home and road jerseys.

ARIZONA COYOTES


1996-97: With the dawn of a new era as the Phoenix Coyotes, it was time for a new uniform and logo to represent the team. The logo depicted a Kachina style coyote standing upright with a hockey stick; the most striking feature was the mask drawn in the Southwestern style to show off the team’s new colors: forest green, brick red, sand, sienna, and purple. The home jersey was predominantly white with green and black accent colors and brick pattern borders around the elbows of the sleeves and waist. The road jersey’s main color was black with accent colors of brick red and green. A shoulder patch recognized the Phoenix Coyotes Goals For Kids Foundation while the club’s secondary logo (a purple circle with a white “C” moon inside, intersected by the words “Phoenix Coyotes”) occupied the other shoulder. The new uniform was completed with matching socks and solid black pants.

1998-99: The Coyotes decided to further extend the team’s identity by adding a third uniform. A true expression of the American Southwest, this alternate jersey first appeared mid-season (Feb. 6, 1999). The large Coyote head served as the primary logo with the trim of the jersey revealing a desert scene at night with two saguaro cacti in the foreground and the Coyote moon rising over the desert mountain landscape. A desert-dwelling nocturnal lizard known as the gecko decorated each shoulder. Matching socks and solid black pants finished the uniform.

2003-04: With the opening of their new arena in Glendale, the time had come for a new set of logos and uniforms to reflect the aggressiveness and excitement of Coyotes hockey in the new arena while maintaining ties to seven years of Arizona history. The official Coyotes colors were now brick red, desert sand and black – three colors that were all included in the original Coyotes logo. The logos, uniforms and arena all predominantly feature the brick red color. The primary logo is an aggressive coyote howling at the moon that contains key elements carried over from the original logo including the two-tone face with zig-zag black markings down the middle of the logo, three pieces of mane leading down to the neck and triangular markings in the ear and chin. Additionally, the Coyotes logo includes four triangles (also borrowed from the original logo) across the bridge of the snout, representative of the Four Peaks. There are two secondary logos: a representation of Arizona featuring the letters “PHX” underneath a striped pattern that mirrors the state flag and a new version of the desert crescent moon with a slightly altered geometric shape as well as new colors. The uniforms have a traditional hockey feel and feature the primary Coyotes logo on the chest along with the secondary “PHX” patch on the right shoulder. The home jersey is predominantly brick red with a white, three-stripe pattern on the arms and at the waist, and also features a lace-up collar. The road jersey is predominantly white with the same striping pattern as the home jersey featured in brick red but includes a V-shaped collar instead of laces.



Teppo Numminen



Paul Mara



Mike Smith



Shane Doan



2007-08: Along with the entire NHL, the Coyotes switched to a new, technologically-advanced uniform featuring fabrics that were more form fitting and aerodynamic as well as breathable and water-repellant. Lighter fabric and stretch material resulted in more comfort and freedom of movement for the players. Brick red covered the shoulders on the white jerseys to give the state of the art uniform a retro look. On both the dark and white jerseys, striping was removed from the bottom, a lace-up collar was featured, and the “PHX” patch was moved from the right to left shoulder.

2008-09: The Coyotes introduced a black third jersey and wore them for the first time on Nov. 28, 2008 when the team hosted the Colorado Avalanche. The goal of the initiative was to create a new look that gave Coyotes fans elements they hadn’t seen in the uniform before. A leaping coyote logo - a full body interpretation of the Coyotes crest - was selected for the new alternate jersey, aggressively leaping forward depicting the athletic, determined nature of NHL hockey. Two new Coyotes alternate logos were also introduced to accompany the classic Coyotes crest and leaping coyote, including a new “Phoenix Coyotes” script word mark and Coyotes paw print. The new script word mark provided a traditional look, while the Coyotes paw print design symbolized the unity of the Coyotes pack. The black jersey was accented with brick red and desert sand, the Coyotes’ official colors.

2014-15: With the franchise officially renamed the Arizona Coyotes on June 27, the team’s jerseys now featured a left shoulder patch with ‘AZ’.

2015-16: In the franchise’s first major uniform overhaul since 2003, the Coyotes unveiled new home and away jerseys and uniforms as well as a new secondary logo prior to the 2015-16 season. The body of the Coyotes home and away jerseys remains unchanged but the new jerseys feature an original sleeve stripe designed to connect with Arizona’s distinctive striated landscape. These bold sleeves, along with a striking black pant, will be worn both at home in Glendale and on the road. The new red jersey shoulder patch features a coyote’s paw “A” mark, an icon built for Arizona’s hockey fans; while the white jersey shoulder will carry an updated “AZ” mark, connecting back to the new word mark. Finally, a uniquely Southwestern pattern in the jersey’s neckline connects the Coyotes to the legacy of Arizona. This updated uniform features Reebok’s latest technological innovations and represents an industry leading commitment to the best for the athlete.

2017-18: The National Hockey League (NHL®) and adidas unveiled the new ADIZERO Authentic NHL jerseys and uniforms for all 31 NHL teams, including the Arizona Coyotes. At the forefront of innovation, design and craftsmanship, the new ADIZERO Authentic NHL jersey takes the hockey uniform system and hockey jersey silhouette to the next level by redefining fit, feel and lightweight construction. Featuring new cresting materials and construction technology, the ADIZERO Authentic NHL jersey reduces crest weight by up to 46%, while a single layer perforated numbering system reduces number weight by up to 60%, in order to deliver a new jersey that is up to 19% lighter when compared to the current NHL Jersey. The ADIZERO Authentic NHL jersey features adidas Clima® technology in each of the jersey fabrics to deliver breathability and enhanced performance. Combining moisture management technology and a streamlined silhouette to maximize air flow circulation with materials that are up to 133% more permeable than fabrics currently used on ice allows athletes to be cooler. Constructed for durability, the ADIZERO Authentic NHL jersey fabrics are up to 27% stronger in burst testing and up to 72% tougher in abrasion testing compared to the current NHL jersey.

2018-19: The Coyotes and adidas collaborated to reintroduce the throwback, 90s-inspired, fan-favorite black Kachina jersey that will be the Coyotes alternate jersey for the season. The Coyotes wore the original black Kachina jerseys for all road games from 1996 - 2003. During that time, the team reached the playoffs in five of their first six seasons in the Valley. The Coyotes reintroduced the popular black Kachina jersey for the first time in 12 years on March 5, 2015 for Throwback Night when Arizona hosted the Vancouver Canucks. This marked the first time that the Coyotes wore a throwback jersey in an NHL game. Since 2015, the Coyotes have worn the black Kachina jersey four times at Gila River Arena (Nov 27, 2015; Feb 20, 2016; Nov 25, 2016 and Feb 18, 2017).



Zbynek Michalek



Shane Doan



Clayton Keller

1
 Pierre Hamel..... 1979-80 to 1980-81
 Brian Hayward..... 1982-83 to 1985-86
 Mike O'Neill..... 1991-92 to 1993-94
 Parris Duffus..... 1996-97 to 1996-97
 Sean Burke..... 1999-00 to 2003-04
 Brent Johnson..... 2003-04 to 2003-04
 Mike Morrison..... 2006-07 to 2006-07
 David Aebischer..... 2007-08 to 2007-08
 Jason LaBarbera..... 2009-10 to 2012-13
 Thomas Greiss..... 2013-14 to 2013-14
 Hunter Miska..... 2018-19 to 2018-19

2
 Mike Amodeo..... 1979-80 to 1979-80
 Moe Mantha..... 1980-81 to 1983-84
 Dave Ellett..... 1984-85 to 1990-91
 Boris Mironov..... 1993-94 to 1993-94
 Neil Wilkinson..... 1994-95 to 1995-96
 Norm Maciver..... 1995-96 to 1995-96
 Murray Baron..... 1996-97 to 1997-98
 Bryan Helmer..... 1998-99 to 1998-99
 David Cullen..... 2000-01 to 2000-01
 Todd Simpson..... 2000-01 to 2002-03
 Todd Reirden..... 2003-04 to 2003-04
 Derek Morris..... 2003-04 to 2003-04
 Keith Ballard..... 2005-06 to 2007-08
 Ken Klee..... 2008-09 to 2008-09
 Jim Vandermeer..... 2009-10 to 2009-10
 David Rundblad..... 2011-12 to 2013-14
 Nicklas Grossmann..... 2015-16 to 2015-16
 Luke Schenn..... 2016-17 to 2017-18

3
 Al Cameron..... 1979-80 to 1979-80
 Ross Cory..... 1979-80 to 1980-81
 Tim Watters..... 1981-82 to 1981-82
 Bryan Maxwell..... 1981-82 to 1983-84
 Robert Picard..... 1983-84 to 1985-86
 Dan McFall..... 1985-86 to 1985-86
 Bryan Marchment..... 1988-89 to 1990-91
 Dean Kennedy..... 1991-92 to 1991-92
 Sergej Bautin..... 1992-93 to 1993-94
 Dave Manson..... 1993-94 to 1994-95
 Brent Thompson..... 1995-96 to 1996-97
 Keith Carney..... 1997-98 to 2000-01
 Bryan Helmer..... 2003-04 to 2003-04
 Denis Gauthier..... 2005-06 to 2005-06
 Keith Yandle..... 2006-07 to 2014-15

4
 Lars-Erik Sjoberg..... 1979-80 to 1979-80
 Barry Legge..... 1980-81 to 1981-82
 Wade Campbell..... 1982-83 to 1985-86
 Bengt Lundholm..... 1985-86 to 1985-86
 Fredrik Olausson..... 1986-87 to 1993-94
 Stephane Quintal..... 1993-94 to 1994-95
 Dave Manson..... 1995-96 to 1996-97
 Gerald Diduck..... 1996-97 to 1998-99
 Lyle Odelein..... 1999-00 to 1999-00
 Ossi Vaananen..... 2000-01 to 2003-04
 Zbynek Michalek..... 2005-06 to 2009-10
 2012-13 to 2014-15
 2015-16 to 2016-17
 Niklas Hjalmarsson..... 2017-18 to 2018-19

5
 Craig Norwich..... 1979-80 to 1979-80
 Barry Legge..... 1980-81 to 1980-81
 Danny Geoffrion..... 1980-81 to 1981-82
 Bobby Dollas..... 1983-84 to 1985-86
 Guy Gosselin..... 1987-88 to 1987-88
 Todd Fliche..... 1989-90 to 1989-90
 Kent Paynter..... 1991-92 to 1991-92
 Igor Ulanov..... 1992-93 to 1994-95
 Deron Quint..... 1995-96 to 1999-00
 Kirill Safronov..... 2001-02 to 2001-02

5
 Drake Berehowsky..... 2001-02 to 2002-03
 David Tanabe..... 2003-04 to 2005-06
 Jamie Rivers..... 2005-06 to 2005-06
 Matt Jones..... 2006-07 to 2007-08
 Chris Summers..... 2010-11 to 2010-11
 Connor Murphy..... 2013-14 to 2016-17
 Adam Clendening..... 2017-18 to 2017-18

6
 Barry Melrose..... 1979-80 to 1980-81
 Barry Legge..... 1980-81 to 1981-82
 Jim Kyte..... 1983-84 to 1988-89
 Phil Housley..... 1990-91 to 1992-93
 Wayne McBean..... 1993-94 to 1993-94
 Oleg Tverdovsky..... 1995-96 to 1995-96
 Dallas Eakins..... 1995-96 to 1996-97
 Jayson More..... 1996-97 to 1997-98
 Jamie Huscroft..... 1998-99 to 1998-99
 Joel Bouchard..... 2000-01 to 2000-01
 Matthew Spiller..... 2003-04 to 2005-06
 Brendan Bell..... 2006-07 to 2007-08
 David Schlemko..... 2008-09 to 2014-15
 Jakob Chychrun..... 2016-17 to 2018-19

7
 Scott Campbell..... 1979-80 to 1980-81
 Tim Watters..... 1981-82 to 1987-88
 Brent Ashton..... 1988-89 to 1991-92
 Petri Skriko..... 1991-92 to 1991-92
 Keith Tkachuk..... 1991-92 to 2000-01
 Deron Quint..... 2002-03 to 2002-03
 Ivan Novoseltsev..... 2003-04 to 2003-04
 Mike Leclerc..... 2005-06 to 2005-06
**RECOGNIZED in honor of Keith Tkachuk,
 Dec. 23, 2011**

8
 Jimmy Mann..... 1979-80 to 1983-84
 Randy Carlyle..... 1983-84 to 1992-93
 Teemu Selanne..... 1994-95 to 1995-96
 Jim Johnson..... 1996-97 to 1997-98
 Daniel Briere..... 1998-99 to 2002-03
 Daniel Cleary..... 2003-04 to 2003-04
 Geoff Sanderson..... 2005-06 to 2005-06
 Niko Kapanen..... 2006-07 to 2006-07
 Scottie Upshall..... 2008-09 to 2010-11
 Gilbert Brule..... 2011-12 to 2011-12
 2013-14 to 2013-14
 Matthew Lombardi..... 2012-13 to 2012-13
 Tobias Rieder..... 2014-15 to 2017-18
 Nick Schmaltz..... 2018-19 to 2018-19

9
 Bobby Hull..... 1979-80 to 1979-80
 Doug Smail..... 1980-81 to 1987-88
 Brett Hull..... 2005-06 to 2005-06
**RECOGNIZED in honor of Bobby Hull,
 Feb. 19, 1989.**
 Sam Gagner..... 2014-15 to 2014-15
 Viktor Tikhonov..... 2015-16 to 2015-16
 Clayton Keller..... 2017-18 to 2018-19

10
 Peter Sullivan..... 1979-80 to 1980-81
 Dale Hawerchuk..... 1980-81 to 1989-90
 Alexei Zhamnov..... 1992-93 to 1995-96
 Brad McCrimmon..... 1996-97 to 1996-97
 Oleg Tverdovsky..... 1997-98 to 1998-99
 Trevor Letowski..... 1999-00 to 2001-02
 Denis Pederson..... 2001-02 to 2001-02
 Tony Amonte..... 2002-03 to 2002-03
**RECOGNIZED in honor of Dale
 Hawerchuk, Apr. 5, 2007**
 Martin Erat..... 2013-14 to 2014-15
 Anthony Duclair..... 2015-16 to 2017-18
 Jordan Weal..... 2018-19 to 2018-19

11
 Hilliard Graves..... 1979-80 to 1979-80
 Murray Eaves..... 1980-81 to 1980-81
 Scott Arniel..... 1981-82 to 1985-86
 Gilles Hamel..... 1986-87 to 1987-88
 Paul Fenton..... 1988-89 to 1990-91
 Scott Arniel..... 1990-91 to 1990-91
 Aaron Broten..... 1991-92 to 1991-92
 Evgeny Davydov..... 1992-93 to 1992-93
 Dave Tomlinson..... 1993-94 to 1993-94
 Dallas Drake..... 1995-96 to 1999-00
 Daymond Langkow..... 2001-02 to 2003-04
 Krystofer Kolanos..... 2005-06 to 2005-06
 Oleg Kvasha..... 2005-06 to 2005-06
 Owen Nolan..... 2006-07 to 2006-07
 Martin Hanzal..... 2007-08 to 2016-17
 Brendan Perlini..... 2017-18 to 2018-19

12
 Morris Lukowich..... 1979-80 to 1984-85
 Dan McFall..... 1984-85 to 1985-86
 Peter Douris..... 1985-86 to 1987-88
 Dave Hunter..... 1988-89 to 1988-89
 Doug Smail..... 1988-89 to 1990-91
 Mark Osborne..... 1990-91 to 1991-92
 Alan Kerr..... 1992-93 to 1992-93
 Rob Murray..... 1993-94 to 1995-96
 1998-99 to 1998-99
 Brian Noonan..... 1998-99 to 1998-99
 Benoit Hogue..... 1999-00 to 1999-00
 Mike Johnson..... 2000-01 to 2005-06
 Patrick Fischer..... 2006-07 to 2006-07
 Craig Weller..... 2007-08 to 2007-08
 Olli Jokinen..... 2008-09 to 2008-09
 Paul Bissonnette..... 2009-10 to 2013-14
 Justin Hodgman..... 2014-15 to 2014-15
 Brad Richardson..... 2015-16 to 2015-16
 Teemu Pulkkinen..... 2016-17 to 2016-17
 Laurent Dauphin..... 2017-18 to 2018-19

13
 Dave Christian..... 1979-80 to 1982-83
 Hannu Jarvenpaa..... 1986-87 to 1986-87
 Alfie Turcotte..... 1987-88 to 1988-89
 Teemu Selanne..... 1992-93 to 1993-94
 Mike Rupp..... 2003-04 to 2005-06
 Daniel Carcillo..... 2006-07 to 2008-09
 Ray Whitney..... 2010-11 to 2011-12
 Peter Holland..... 2016-17 to 2016-17
 Freddie Hamilton..... 2017-18 to 2017-18
 Vinnie Hinostroza..... 2018-19 to 2018-19

14
 Peter Marsh..... 1979-80 to 1980-81
 Tim Trimper..... 1980-81 to 1983-84
 John Gibson..... 1983-84 to 1983-84
 Jordy Douglas..... 1983-84 to 1984-85
 Anssi Melametsa..... 1985-86 to 1985-86
 Craig Edean..... 1986-87 to 1986-87
 Stu Barnes..... 1991-92 to 1993-94
 Randy Gilhen..... 1993-94 to 1993-94
 Harijs Vitolinsh..... 1993-94 to 1993-94
 Mike Stapleton..... 1995-96 to 1998-99
 Tavis Hansen..... 1999-00 to 2000-01
 Tyler Bouck..... 2001-02 to 2001-02
 Jeff Taffe..... 2002-03 to 2005-06
 Steve Gainey..... 2005-06 to 2005-06
 Kevyn Adams..... 2006-07 to 2006-07
 Pete Vandermeer..... 2007-08 to 2007-08
 Alexander Nikulin..... 2008-09 to 2008-09
 Nigel Dawes..... 2008-09 to 2008-09
 Taylor Pyatt..... 2009-10 to 2011-12
 Chris Conner..... 2012-13 to 2012-13
 Jeff Halpern..... 2013-14 to 2013-14
 Joe Vitale..... 2014-15 to 2015-16
 Clayton Keller..... 2016-17 to 2016-17

14
 Richard Panik..... 2017-18 to 2018-19

15
 Dave Hoyda..... 1979-80 to 1979-80
 Rick Bowness..... 1980-81 to 1980-81
 Richard Mulhern..... 1980-81 to 1980-81
 Sandy Beadle..... 1980-81 to 1980-81
 Paul MacLean..... 1981-82 to 1987-88
 Darren Boyko..... 1988-89 to 1988-89
 Pat Elynuik..... 1988-89 to 1991-92
 John Druce..... 1992-93 to 1992-93
 Harijs Vitolinsh..... 1993-94 to 1993-94
 Randy Gilhen..... 1993-94 to 1995-96
 Craig Janney..... 1996-97 to 1997-98
 Jim Cummins..... 1998-99 to 1998-99
 Radoslaw Suchy..... 1999-00 to 2003-04
 Boyd Devereaux..... 2005-06 to 2005-06
 Mike Zigomanis..... 2006-07 to 2007-08
 Jeff Hoggan..... 2008-09 to 2008-09
 Matthew Lombardi..... 2008-09 to 2009-10
 Ryan Hollweg..... 2010-11 to 2010-11
 Henrik Samuelsson..... 2014-15 to 2014-15
 Boyd Gordon..... 2011-12 to 2012-13
 2015-16 to 2015-16
 Brad Richardson..... 2016-17 to 2018-19

16
 Larry Hopkins..... 1979-80 to 1979-80
 Wayne Dillon..... 1979-80 to 1979-80
 Pat Daley..... 1979-80 to 1980-81
 Laurie Boschman..... 1982-83 to 1989-90
 Eddie Olczyk..... 1990-91 to 1992-93
 Stephane Quintal..... 1993-94 to 1993-94
 Eddie Olczyk..... 1994-95 to 1995-96
 Brad Isbister..... 1997-98 to 1998-99
 Robert Reichel..... 1998-99 to 1998-99
 Michal Handzus..... 2000-01 to 2001-02
 Kelly Buchberger..... 2002-03 to 2002-03
 Mike Sillinger..... 2003-04 to 2003-04
 Brett Hull..... 2005-06 to 2005-06
 Jamie Lundmark..... 2005-06 to 2005-06
 Mike York..... 2007-08 to 2007-08
 Brian McGrattan..... 2008-09 to 2008-09
 Petr Prucha..... 2008-09 to 2010-11
 Rostislav Klesla..... 2010-11 to 2013-14
 Max Domi..... 2015-16 to 2017-18

17
 Bill Lesuk..... 1979-80 to 1979-80
 Anders Steen..... 1980-81 to 1980-81
 Larry Hopkins..... 1981-82 to 1982-83
 Tim Young..... 1983-84 to 1983-84
 Jim Nil..... 1984-85 to 1987-88
 Dwight Schofield..... 1987-88 to 1987-88
 Stu Kulak..... 1988-89 to 1988-89
 Phil Sykes..... 1989-90 to 1991-92
 Kris King..... 1992-93 to 1996-97
 Greg Adams..... 1998-99 to 1999-00
 Ladislav Nagy..... 2000-01 to 2006-07
 Todd Fedoruk..... 2008-09 to 2008-09
 John Moore..... 2014-15 to 2014-15
 Steve Downie..... 2015-16 to 2015-16
 Radim Vrbata..... 2007-08 to 2007-08
 2009-10 to 2013-14
 2016-17 to 2016-17
 Alex Galchenyuk..... 2018-19 to 2018-19

18
 Glenn Tomalty..... 1979-80 to 1979-80
 Bob Guindon..... 1979-80 to 1979-80
 Rick Bowness..... 1980-81 to 1980-81
 Serge Savard..... 1981-82 to 1982-83
 Bill Derlago..... 1985-86 to 1985-86
 Steve Rooney..... 1986-87 to 1987-88
 Markku Kyllonen..... 1988-89 to 1988-89
 Randy Cunneynworth..... 1989-90 to 1989-90

18
 Scott Arniel..... 1990-91 to 1990-91
 Bryan Erickson..... 1990-91 to 1993-94
 Dallas Drake..... 1993-94 to 1995-96
 Chad Kilger..... 1995-96 to 1997-98
 Mark Janssens..... 1997-98 to 1997-98
 Brian Noonan..... 1998-99 to 1998-99
 Mika Alatalo..... 1999-00 to 2000-01
 Sebastien Bordeleau..... 2001-02 to 2001-02
 Frank Banham..... 2002-03 to 2002-03
 Paul Ranheim..... 2002-03 to 2002-03
 Tyson Nash..... 2003-04 to 2005-06
 Marcel Hossa..... 2007-08 to 2007-08
 Freddy Meyer IV..... 2007-08 to 2007-08
 Matt Murley..... 2007-08 to 2007-08
 Enver Lisin..... 2007-08 to 2008-09
 Sami Lepisto..... 2009-10 to 2010-11
 Patrick O'Sullivan..... 2011-12 to 2011-12
 David Moss..... 2012-13 to 2014-15
 Christian Dvorak..... 2016-17 to 2018-19

19
 Bill Riley..... 1979-80 to 1979-80
 Kris Manery..... 1979-80 to 1980-81
 Brian Mullen..... 1982-83 to 1986-87
 Iain Duncan..... 1988-89 to 1988-89
 Kris Draper..... 1990-91 to 1990-91
 Ian Duncan..... 1990-91 to 1990-91
 Troy Murray..... 1991-92 to 1992-93
 Nelson Emerson..... 1993-94 to 1994-95
 Shane Doan..... 1995-96 to 2016-17
**RETIRED in honor of Shane Doan,
 Feb. 24, 2019**

20
 Willy Lindstrom..... 1979-80 to 1982-83
 Andrew McBain..... 1983-84 to 1988-89
 Dave McLlwain..... 1989-90 to 1991-92
 Mike Hartman..... 1991-92 to 1991-92
 Tie Domi..... 1992-93 to 1994-95
 Oleg Tverdovsky..... 1995-96 to 1996-97
 Jim Cummins..... 1997-98 to 1997-98
 Jyrki Lumme..... 1998-99 to 1998-99
 David Oliver..... 1999-00 to 1999-00
 Mikael Renberg..... 1999-00 to 1999-00
 Wyatt Smith..... 2000-01 to 2001-02
 Fredrik Sjostrom..... 2003-04 to 2007-08
 Robert Lang..... 2009-10 to 2009-10
 Eric Belanger..... 2010-11 to 2010-11
 Chris Summers..... 2011-12 to 2014-15
 Tye McGinn..... 2014-15 to 2014-15
 Dylan Strome..... 2016-17 to 2018-19

21
 John Bethel..... 1979-80 to 1979-80
 Tom Bladon..... 1980-81 to 1980-81
 Dave Hoyda..... 1980-81 to 1980-81
 Bill Whelton..... 1980-81 to 1980-81
 Craig Levie..... 1981-82 to 1982-83
 John Gibson..... 1983-84 to 1983-84
 Tom Martin..... 1984-85 to 1986-87
 Mark Kumpel..... 1987-88 to 1987-88
 1989-90 to 1990-91
 Russ Romaniuk..... 1991-92 to 1994-95
 Shane Doan..... 1995-96 to 1995-96
 Chad Kilger..... 1995-96 to 1995-96
 Denis Chasse..... 1995-96 to 1995-96
 Bob Corkum..... 1996-97 to 1998-99
 Jyrki Lumme..... 1999-00 to 2000-01
 Todd Warriner..... 2001-02 to 2001-02
 Jason Jaspers..... 2002-03 to 2003-04
 Sean O'Donnell..... 2005-06 to 2005-06
 Bill Thomas..... 2005-06 to 2007-08
 David Hale..... 2008-09 to 2008-09
 Shaun Heshka..... 2009-10 to 2009-10
 Andy Miele..... 2011-12 to 2013-14
 Jordan Szwarz..... 2014-15 to 2014-15
 Jamie McBain..... 2016-17 to 2016-17

21
 Derek Stepan..... 2017-18 to 2018-19

22
 Lyle Moffat..... 1979-80 to 1979-80
 Bengt Lundholm..... 1981-82 to 1984-85
 Ray Neufeld..... 1985-86 to 1985-86
 Mario Marois..... 1985-86 to 1988-89
 Gord Donnelly..... 1988-89 to 1988-89
 Moe Mantha..... 1989-90 to 1991-92
 Mike Lalor..... 1991-92 to 1992-93
 Paul Ysebaert..... 1993-94 to 1993-94
 Brent Thompson..... 1994-95 to 1994-95
 Craig Mills..... 1995-96 to 1995-96
 Mike Gartner..... 1996-97 to 1997-98
 Rick Tocchet..... 1998-99 to 1999-00
 Claude Lemieux..... 2000-01 to 2002-03
 Pascal Rheaume..... 2005-06 to 2005-06
 Dennis Seidenberg..... 2005-06 to 2006-07
 Mathias Tjarnqvist..... 2006-07 to 2007-08
 Brian McGrattan..... 2008-09 to 2008-09
 Anders Eriksson..... 2009-10 to 2009-10
 Lee Stempniak..... 2009-10 to 2010-11
 Daymond Langkow..... 2011-12 to 2011-12
 Lucas Lessio..... 2013-14 to 2013-14
 Brandon McMillan..... 2014-15 to 2014-15
 Craig Cunningham..... 2014-15 to 2015-16

23
 Gord McTavish..... 1979-80 to 1979-80
 Larry Hopkins..... 1979-80 to 1979-80
 John Markell..... 1979-80 to 1980-81
 Lucien DeBlois..... 1981-82 to 1983-84
 Paul Pooley..... 1984-85 to 1985-86
 Hannu Jarvenpaa..... 1987-88 to 1988-89
 Paul MacDermid..... 1989-90 to 1991-92
 Lucien DeBlois..... 1991-92 to 1991-92
 Andy Brickley..... 1992-93 to 1993-94
 Igor Korolev..... 1994-95 to 1996-97
 Stephen Leach..... 1998-99 to 1998-99
 Todd Gill..... 1999-00 to 1999-00
 Chris Joseph..... 1999-00 to 2000-01
 Paul Mara..... 2000-01 to 2005-06
 Don MacLean..... 2006-07 to 2006-07
 Jeff Taffe..... 2006-07 to 2006-07
 Kevin Porter..... 2008-09 to 2009-10
 Mathieu Schneider..... 2009-10 to 2009-10
 Oliver Ekman-Larsson..... 2010-11 to 2018-19

24
 Ron Wilson..... 1979-80 to 1987-88
 Danton Cole..... 1990-91 to 1991-92
 Scott Levins..... 1992-93 to 1992-93
 Darryl Shannon..... 1993-94 to 1995-96
 Craig Muni..... 1995-96 to 1995-96
 Kevin Dahl..... 1996-97 to 1996-97
 Michel Petit..... 1997-98 to 1998-99
 Stan Neckar..... 1998-99 to 2000-01
 Ladislav Nagy..... 2000-01 to 2000-01
 David Cullen..... 2001-02 to 2001-02
 Darcy Hordichuk..... 2001-02 to 2002-03
 Jan Hrdina..... 2002-03 to 2003-04
 Josh Gratton..... 2005-06 to 2007-08
 Kyle Chipchura..... 2011-12 to 2015-16

25
 Jude Drouin..... 1979-80 to 1980-81
 Thomas Steen..... 1981-82 to 1994-95
**RECOGNIZED in honor of Thomas Steen,
 May 6, 1995**
 Philip Samuelsson..... 2014-15 to 2015-16
 Ryan White..... 2016-17 to 2016-17
 Nick Cousins..... 2017-18 to 2018-19

26
 Al Cameron..... 1979-80 to 1980-81
 Murray Eaves..... 1981-82 to 1985-86
 Guy Larose..... 1988-89 to 1988-89

26
 Brian McReynolds..... 1989-90 to 1989-90
 Sergei Kharin..... 1990-91 to 1990-91
 Dean Kennedy..... 1991-92 to 1993-94
 Jeff Finley..... 1995-96 to 1996-97
 John Slaney..... 1997-98 to 1997-98
 Mike Sullivan..... 1998-99 to 2001-02
 Joel Perrault..... 2005-06 to 2009-10
 Andrew Ebbett..... 2010-11 to 2010-11
 Cal O'Reilly..... 2011-12 to 2011-12
 Steve Sullivan..... 2012-13 to 2012-13
 Michael Stone..... 2011-12 to 2011-12
 2013-14 to 2016-17

27
 Lorne Stamler..... 1979-80 to 1979-80
 Don Spring..... 1980-81 to 1983-84
 Perry Turnbull..... 1984-85 to 1986-87
 Teppo Numminen..... 1988-89 to 2002-03
**RECOGNIZED in honor of Teppo
 Numminen, Jan. 30, 2010**

28
 Don MacIver..... 1979-80 to 1979-80
 Gerry Rioux..... 1979-80 to 1979-80
 Norm Dupont..... 1980-81 to 1982-83
 Jyrki Seppa..... 1983-84 to 1983-84
 Ryan Stewart..... 1985-86 to 1985-86
 Ray Neufeld..... 1985-86 to 1988-89
 Greg Paslawski..... 1989-90 to 1990-91
 Bob Joyce..... 1991-92 to 1992-93
 Kevin McClelland..... 1993-94 to 1993-94
 Craig Martin..... 1994-95 to 1994-95
 Craig Muni..... 1995-96 to 1995-96
 Mike Hudson..... 1996-97 to 1996-97
 Jimmy Waite..... 1997-98 to 1998-99
 Landon Wilson..... 2000-01 to 2003-04
 Mike Leclerc..... 2005-06 to 2005-06
 Pavel Brendl..... 2005-06 to 2005-06
 Steven Reinprecht..... 2006-07 to 2008-09
 Jeff Hoggan..... 2009-10 to 2009-10
 Lauri Korpikoski..... 2010-11 to 2014-15
 John Scott..... 2015-16 to 2015-16

29
 Don MacIver..... 1979-80 to 1979-80
 Gord Smith..... 1979-80 to 1979-80
 Danny Geoffrion..... 1980-81 to 1980-81
 Doug Lecuyer..... 1980-81 to 1980-81
 Jerry Butler..... 1982-83 to 1982-83
 Mike Lauen..... 1983-84 to 1983-84
 Marc Behrend..... 1983-84 to 1985-86
 Brad Berry..... 1985-86 to 1989-90
 Mark Osborne..... 1990-91 to 1990-91
 Rudy Poeschek..... 1990-91 to 1991-92
 Yan Kaminsky..... 1993-94 to 1993-94
 Tim Cheveldae..... 1993-94 to 1995-96
 Craig Janney..... 1995-96 to 1995-96
 Scott Levins..... 1997-98 to 1997-98
 Louie DeBrusk..... 1998-99 to 2000-01
 Branko Radivojevic..... 2001-02 to 2003-04
 Yanick Lehoux..... 2005-06 to 2005-06
 Tim Jackman..... 2005-06 to 2005-06
 Steven Reinprecht..... 2005-06 to 2005-06
 Yanick Lehoux..... 2006-07 to 2006-07
 Ryan Caldwell..... 2007-08 to 2007-08
 Brandon Prust..... 2008-09 to 2008-09
 Lauri Korpikoski..... 2009-10 to 2009-10
 Garrett Stafford..... 2010-11 to 2010-11
 Petteri Nokelainen..... 2011-12 to 2011-12
 Michael Stone..... 2012-13 to 2012-13
 Jordan Szwarz..... 2013-14 to 2013-14
 Anders Lindback..... 2015-16 to 2015-16
 Brendan Perlini..... 2016-17 to 2016-17
 Mario Kempe..... 2017-18 to 2018-19

30
 Gary Smith..... 1979-80 to 1979-80
 Michel Dion..... 1980-81 to 1980-81
 Doug Soetaert..... 1983-84 to 1983-84
 Mark Holden..... 1984-85 to 1984-85
 Daniel Berthiaume..... 1986-87 to 1989-90
 Stephane Beauregard..... 1989-90 to 1991-92
 Jim Hrivnak..... 1992-93 to 1992-93
 Stephane Beauregard..... 1993-94 to 1993-94
 Ed Ronan..... 1995-96 to 1995-96
 Mikhail Shtalenkov..... 1998-99 to 1999-00
 Jean-Marc Pelletier..... 2003-04 to 2003-04
 David LeNeveu..... 2005-06 to 2006-07
 Ilya Bryzgalov..... 2007-08 to 2010-11
 Marek Langhamer..... 2015-16 to 2017-18
 Calvin Pickard..... 2018-19 to 2018-19

31
 Don MacIver..... 1979-80 to 1979-80
 Ron Loustel..... 1980-81 to 1980-81
 Rick Dudley..... 1980-81 to 1980-81
 Ed Staniowski..... 1981-82 to 1982-83
 Mike Veisor..... 1983-84 to 1983-84
 Marc Behrend..... 1985-86 to 1985-86
 Alain Chevrier..... 1988-89 to 1988-89
 Rick Tabaracci..... 1990-91 to 1992-93
 Scott Langkow..... 1995-96 to 1998-99
 Bob Essensa..... 1999-00 to 1999-00
 Brad Ralph..... 2000-01 to 2000-01
 Jean-Guy Trudel..... 2001-02 to 2001-02
 Curtis Joseph..... 2005-06 to 2006-07
 Matt Climie..... 2010-11 to 2010-11
 Curis McElhinney..... 2011-12 to 2011-12
 Chad Johnson..... 2012-13 to 2012-13
 Mike Lee..... 2014-15 to 2014-15
 Scott Wedgewood..... 2017-18 to 2017-18
 Adin Hill..... 2017-18 to 2018-19

32
 Rick Bowness..... 1980-81 to 1980-81
 Rick Dudley..... 1980-81 to 1980-81
 Peter Taglianetti..... 1984-85 to 1989-90
 Don Barber..... 1990-91 to 1991-92
 Igor Ulanov..... 1991-92 to 1991-92
 Mike Eastwood..... 1994-95 to 1996-97
 Jocelyn Lemieux..... 1996-97 to 1997-98
 Brad May..... 2000-01 to 2002-03
 Cale Hulse..... 2003-04 to 2003-04
 Mikael Tellqvist..... 2006-07 to 2008-09
 Michal Rozsival..... 2010-11 to 2011-12
 Nick Johnson..... 2012-13 to 2012-13
 Brandon Yip..... 2013-14 to 2013-14
 Tyler Gaudet..... 2014-15 to 2016-17
 Antti Raanta..... 2017-18 to 2018-19

33
 Lindsay Middlebrook..... 1979-80 to 1980-81
 Doug Soetaert..... 1981-82 to 1982-83
 Eldon Reddick..... 1986-87 to 1988-89
 Simon Wheeldon..... 1990-91 to 1990-91
 Mario Marois..... 1991-92 to 1991-92
 Jim McKenzie..... 1995-96 to 1997-98
 J.J. Daigneault..... 1998-99 to 1999-00
 Drake Bouchrowsky..... 2001-02 to 2001-02
 Brian Boucher..... 2002-03 to 2005-06
 Adrian Aucoin..... 2009-10 to 2011-12
 Brandon Gormley..... 2013-14 to 2014-15
 Alex Goligowski..... 2016-17 to 2018-19

34
 Pierre Hamel..... 1979-80 to 1979-80
 Dave Charrier..... 1980-81 to 1980-81
 Mark Plantery..... 1980-81 to 1980-81
 Dave Silk..... 1985-86 to 1985-86
 Pat Elynuik..... 1987-88 to 1987-88
 Moe Lemay..... 1988-89 to 1988-89
 Gord Donnelly..... 1989-90 to 1991-92

1979

Pick	Overall	Player	Position	Birthdate	Drafted From
1	1	Peter Marsh	RW	Dec. 21, 1956	Montreal
2	8	Lindsay Middlebrook	G	Sept. 7, 1955	NY Rangers
3	9	Bobby Hull	LW	Jan. 3, 1939	Chicago
4	16	Al Cameron	D	Oct. 21, 1955	Detroit
5	17	Dave Hoyda	LW	May 20, 1957	Philadelphia
6	24	Jim Roberts	RW	June 8, 1956	Minnesota
7	25	Lorne Stamler	LW	Aug. 9, 1951	Toronto
8	32	Mark Heaslip	RW	Dec. 26, 1951	Los Angeles
9	33	Pierre Hamel	G	Sept. 16, 1952	Toronto
10	40	Gord McTavish	C	June 3, 1954	St. Louis
11	41	Gord Smith	D	Nov. 17, 1949	Washington
12	48	Clark Hamilton	LW	Jan. 12, 1955	Detroit
13	49	Jim Cunningham	LW	Aug. 15, 1956	Philadelphia
14	56	Dennis Abgrall	RW	Apr. 24, 1956	Los Angeles
15	57	Bill Riley	RW	Sept. 20, 1950	Washington
16	64	Gene Carr	LW	Sept. 17, 1951	Atlanta
17	65	Hilliard Graves	RW	Oct. 18, 1950	Vancouver

ENTRY DRAFT SELECTIONS

1979

Rnd	Overall	Player	Position	Birthdate	Drafted From
1	19	Jimmy Mann	RW	Apr. 17, 1959	Sherbrooke (QMJHL)
2	40	Dave Christian	C	May 12, 1959	U. of North Dakota (WCHA)
3	61	Bill Whelton	D	Aug. 28, 1959	Boston U. (H.E.)
4	82	Pat Daley	LW	Mar. 27, 1959	Montreal (QMJHL)
5	103	Thomas Steen	C	June 8, 1960	Leksand (Sweden)
6	124	Tim Watters	D	July 25, 1959	Michigan Tech Univ. (WCHA)

1980

Rnd	Overall	Player	Position	Birthdate	Drafted From
1	2	Dave Babych	D	May 23, 1961	Portland (WHL)
2	23	Moe Mantha	D	Jan. 21, 1961	Toronto (OHL)
3	44	Murray Eaves	C	May 10, 1960	U. of Michigan (CCHA)
4	65	Guy Fournier	C	Jan. 30, 1962	Shawinigan (QMJHL)
5	86	Glen Ostir	D	Jan. 14, 1961	Portland (WHL)
6	107	Ron Loustel	G	Mar. 7, 1962	Saskatoon (WHL)
7	128	Brian Mullen	LW	Mar. 16, 1962	New York Westsiders (MJHL)
7	135	Mike Lauen	RW	Feb. 9, 1961	Michigan Tech Univ. (WCHA)
8	149	Sandy Beadle	LW	July 12, 1960	Northeastern Univ. (H.E.)
9	170	Edward Christian	C	Jan. 4, 1962	Warroad H.S. (Minn.)
10	191	Dave Chartier	C	Feb. 15, 1961	Brandon (WHL)

1981

Rnd	Overall	Player	Position	Birthdate	Drafted From
1	1	Dale Hawerchuk	C	Apr. 4, 1963	Cornwall (QMJHL)
2	22	Scott Arniel	C/LW	Sept. 17, 1962	Cornwall (QMJHL)
3	43	Jyrki Seppa	D	Nov. 14, 1961	Ilves (Finland)
4	64	Kirk McCaskill	C	Apr. 9, 1961	U. of Vermont (ECAC)
5	85	Marc Behrend	G	Jan. 11, 1961	U. of Wisconsin (WCHA)
6	106	Bob O'Connor	G	Apr. 2, 1961	Boston College (H.E.)
7	127	Peter Nilsson	C	June 10, 1962	Hammarby (Sweden)
8	148	Dan McFall	C	Apr. 8, 1963	Buffalo Jr. Sabres
9	169	Greg Dick	G	Mar. 2, 1962	St. Marys H.S. (Minn.)
10	190	Vladimir Kadlec	D	Jan. 3, 1962	TJ Vitkovice (Czech.)
10	211	Dave Kirwin	D	May 10, 1963	Irondale H.S. (Minn.)

1982

Rnd	Overall	Player	Position	Birthdate	Drafted From
1	12	Jim Kyte	D	Mar. 21, 1964	Cornwall (OHL)
4	74	Tom Martin	LW	May 11, 1964	Kelowna (BC Tier II)
4	75	Dave Ellett	D	Mar. 30, 1964	Ottawa (Tier II)
5	96	Tim Mishler	C	Oct. 3, 1963	E. Grand Forks H.S. (Minn.)
7	138	Derek Ray	RW	Oct. 10, 1963	Seattle Jr. B (Tier II)
8	159	Guy Gosselin	D	Jan. 6, 1964	John Marshall H.S. (Minn.)
9	180	Tom Ward	D	Jan. 16, 1964	Richfield H.S. (Minn.)
10	201	Michael Savage	LW	Apr. 8, 1964	Sudbury (OHL)
11	222	Bob Shaw	RW	Feb. 6, 1964	Penticton (BCJHL)
12	243	Jan Ericsson	C/LW	Sept. 2, 1962	AIK (Sweden)

1983

Rnd	Overall	Player	Position	Birthdate	Drafted From
1	8	Andrew McBain	RW	Jan. 18, 1965	North Bay (OHL)
1	14	Bobby Dollas	D	Jan. 31, 1965	Laval (QHL)
2	29	Brad Berry	D	Apr. 1, 1965	St. Albert Jrs. (Tier II)
3	43	Peter Taglianetti	D	Aug. 15, 1963	Providence College (H.E.)
4	69	Bob Essensa	G	Jan. 14, 1965	Henry Carr H.S. (Ont.)
5	89	Harry Armstrong	D	Jan. 30, 1965	Dubuque Jrs. (Minn.)
6	109	Joel Baillargeon	LW	Oct. 6, 1964	Hull (QHL)
7	129	Iain Duncan	LW	Oct. 6, 1964	North York (Ont.)
8	149	Ron Pessetti	D	Apr. 3, 1963	Western Michigan (CCHA)
9	169	Todd Flichel	D	Sept. 14, 1964	Gloucester Jrs. (Tier II)
10	189	Cory Wright	RW	June 10, 1965	Dubuque Jrs. (Minn.)
11	209	Eric Cormier	LW	June 10, 1964	St. Georges (Que.)
12	229	Jamie Husgen	D	Oct. 13, 1964	Des Moines

1984

Rnd	Overall	Player	Position	Birthdate	Drafted From
2	30	Peter Douris	C	Feb. 19, 1966	U. of New Hampshire (H.E.)
4	68	Chris Mills	D	May 30, 1966	Bramalea Jr. B
4	72	Sean Clement	D	Feb. 26, 1966	Brockville Jr. A
5	93	Scott Schneider	C	May 18, 1965	Colorado College (WCHA)
5	99	Brent Severyn	D	Feb. 22, 1966	Seattle (WHL)
6	114	Gary Lorden	D	Jan. 17, 1966	Bishop Hendrickson H.S.
7	135	Luciano Borsato	C	Jan. 7, 1966	Bramalea Jr. B
8	156	Brad Jones	C	June 26, 1965	U. of Michigan (CCHA)
9	177	Gord Whitaker	RW	Jan. 24, 1966	Colorado College (WCHA)
10	197	Rick Frost	LW	June 5, 1965	Melville Jr. A
11	218	Mike Warus	RW	Nov. 16, 1964	Lake Superior College (CCHA)
12	238	Jim Edmonds	G	July 8, 1965	Cornell U. (ECAC)

1985

Rnd	Overall	Player	Position	Birthdate	Drafted From
1	18	Ryan Stewart	C	June 1, 1967	Kamloops (WHL)
2	39	Roger Ohman	D	June 5, 1967	Leksand (Sweden)
3	60	Daniel Berthiaume	G	Jan. 26, 1966	Chicoutimi (QMJHL)
4	81	Fredrik Olausson	D	Oct. 5, 1966	Farjestad (Sweden)
5	102	John Borrell	RW	Mar. 23, 1967	Burnsville H.S.
6	123	Danton Cole	C	Jan. 10, 1967	Aurora Jr. A
7	144	Brent Mowery	LW	Mar. 10, 1966	Summerland
8	165	Tom Draper	G	Nov. 22, 1966	U. of Vermont (ECAC)
9	186	Nevin Kardum	C	Mar. 30, 1967	Henry Carr H.S.
10	207	Dave Quigley	G	Jan. 17, 1965	U. of Moncton
11	228	Chris Norton	D	Apr. 11, 1965	Cornell U. (ECAC)
12	249	Anssi Melametsa	C	June 21, 1961	HIFK (Finland)

1986

Rnd	Overall	Player	Position	Birthdate	Drafted From
1	8	Pat Elynuik	RW	Oct. 30, 1967	Prince Albert (WHL)
2	29	Teppo Numminen	D	July 3, 1968	Tappara (Finland)
3	50	Esa Palosaari	RW	Jan. 16, 1968	Karpat (Finland)
4	71	Hannu Jarvenpaa	RW	May 19, 1963	Karpat (Finland)
5	92	Craig Endean	LW	Apr. 13, 1968	Seattle (WHL)
6	113	Robbie Bateman	RW	Jan. 2, 1968	St. Laurent H.S.
8	155	Frank Furlan	G	Mar. 8, 1968	Sherwood Park (Alberta)
9	176	Mark Green	C	Dec. 26, 1967	New Hampton
10	197	John Blue	G	Feb. 19, 1966	U. of Minnesota (WCHA)
11	218	Matt Cote	D	Jan. 19, 1966	Lake Superior (CCHA)
12	239	Arto Blomsten	D	Mar. 16, 1965	Djurgarden (Sweden)

1987

Rnd	Overall	Player	Position	Birthdate	Drafted From
1	16	Brian Marchment	D	May 1, 1969	Belleville (OHL)
2	37	Patrik Erickson	C	Mar. 13, 1969	Brynas (Sweden)
4	79	Don McLennan	D	Oct. 4, 1968	U. of Denver (WCHA)
5	96	Ken Gernander	C	June 30, 1969	Greenway H.S.
5	100	Darrin Amundson	C	Nov. 9, 1968	Duluth East H.S.
6	121	Joe Harwell	D	Nov. 21, 1968	Murray Hill H.S.
7	142	Tod Hartje	C	Feb. 27, 1968	Harvard U. (ECAC)
8	163	Markku Kyllonen	RW	Feb. 2, 1962	Karpat (Finland)
9	184	Jim Fernholz	RW	Mar. 16, 1969	White Bear Lake H.S.
11	226	Roger Rougelot	G	July 13, 1968	Madison Jrs.
12	247	Hans Goran Elo	G	June 27, 1966	Djurgarden (Sweden)

1988

Rnd	Overall	Player	Position	Birthdate	Drafted From
1	10	Teemu Selanne	RW	July 3, 1970	Jokerit (Finland)
2	31	Russell Romaniuk	LW	June 9, 1970	St. Boniface Jr. A
3	52	Stephane Beauregard	G	Jan. 10, 1968	St-Jean (QMJHL)
4	73	Brian Hunt	C	Feb. 12, 1969	Oshawa (OHL)
5	94	Anthony Joseph	RW	Mar. 1, 1969	Oshawa (OHL)
5	101	Benoit Lebeau	LW	June 4, 1968	Merrimack College
6	115	Ronald Jones	RW	Feb. 7, 1969	Windsor (OHL)
7	127	Markus Akerblom	C	Nov. 22, 1969	Bjorkloven (Sweden)
7	136	Jukka Marttila	D	Apr. 15, 1968	Tappara (Finland)
8	157	Mark Smith	C	Oct. 13, 1969	Trinity (USS)
9	178	Mike Helber	C	June 23, 1970	Ann Arbour (USS)
10	199	Pavel Kostichkin	C	Nov. 9, 1968	CSKA (USSR)
11	220	Kevin Heise	LW	Sept. 9, 1968	Lethbridge (WHL)
12	241	Kyle Galloway	D	Nov. 10, 1969	U. of Manitoba

1989

Rnd	Overall	Player	Position	Birthdate	Drafted From
1	4	Stu Barnes	C	Dec. 25, 1970	Tri-Cities (WHL)
2	25	Dan Ratushny	D	Oct. 29, 1970	Cornell U. (ECAC)
3	46	Jason Cirone	C	Feb. 21, 1971	Cornwall (OHL)
3	62	Kris Draper	C	May 24, 1971	Canadian National
4	64	Mark Brownschidle	D	Oct. 26, 1970	Boston U. (H.E.)
4	69	Alain Roy	G	Feb. 6, 1970	Harvard U. (ECAC)
6	109	Dan Bylsma	LW	Sept. 19, 1970	Bowling Green (CCHA)
7	130	Pekka Peltola	RW	June 24, 1965	HPK (Finland)
7	131	Doug Evans	D	July 12, 1971	Michigan U. (CCHA)
8	151	Jim Solly	C	Mar. 19, 1970	Bowling Green (CCHA)
9	172	Stephane Gauvin	LW	Apr. 16, 1970	Cornell U. (ECAC)
10	193	Joe Larson	C	Aug. 17, 1970	Minnetonka (USS)
11	214	Bradley Podiak	LW	Mar. 26, 1971	Wayzata (USS)
12	235	Evgeny Davydov	RW	May 27, 1967	CSKA (USSR)
12	240	Sergei Kharin	RW	Feb. 20, 1963	Krylja Sovetov (USSR)

1990

Rnd	Overall	Player	Position	Birthdate	Drafted From
1	19	Keith Tkachuk	LW	Mar. 28, 1972	Malden Catholic (USS)
2	35	Mike Muller	D	Sept. 18, 1971	Wayzata (USS)
4	74	Roman Meluzin	RW	June 17, 1972	Zetor (Czech.)
4	75	Scott Levins	RW	Jan. 30, 1970	Tri-City (WHL)
4	77	Alexei Zhamnov	C	Oct. 1, 1970	Dynamo Moscow (USSR)
5	98	Craig Martin	RW	Jan. 21, 1971	Hull (QMJHL)
6	119	Daniel Jardeмыr	D	May 28, 1971	Uppsala (Sweden)
7	140	John Lilley	C	Aug. 3, 1972	Cushing Academy (USS)
8	161	Henrik Andersson	D	Jan. 19, 1970	Vasteras (Sweden)
9	182	Rauli Raitanen	C	Jan. 14, 1970	Assat (Finland)
10	203	Mika Alatalo	LW	June 11, 1971	Kookoo (Finland)
11	224	Sergei Selyanin	D	Oct. 20, 1966	Khimik (USSR)
12	245	Keith Morris	C	Apr. 24, 1971	Alaska-Anchorage (NCAA)

1991

Rnd	Overall	Player	Position	Birthdate	Drafted From
1	5	Aaron Ward	D	Jan. 17, 1973	Michigan Univ. (CCHA)
3	49	Dmitri Filimonov	D	Oct. 14, 1971	Dynamo Moscow (USSR)
5	91	Juha Ylonen	C	Feb. 13, 1972	Kiekko-Espoo (Finland)
5	99	Yan Kaminsky	LW	July 28, 1971	Dynamo Moscow (USSR)
6	115	Jeff Sebastian	D	Nov. 21, 1971	Seattle (WHL)
8	159	Jeff Ricciardi	D	June 22, 1971	Ottawa (OHL)
9	181	Sean Gauthier	G	Mar. 28, 1971	Kingston (OHL)
10	203	Igor Ulanov	D	Oct. 1, 1969	Khimik (USSR)
11	225	Jason Jennings	RW	Mar. 16, 1971	Western Michigan (CCHA)
12	247	Sergei Sorokin	D	Oct. 2, 1969	Dynamo Moscow (USSR)

1992

Rnd	Overall	Player	Position	Birthdate	Drafted From
1	17	Sergei Bautin	D	Mar. 11, 1967	Dynamo Moscow (CIS)
2	27	Boris Mironov	D	Mar. 21, 1972	CSKA (CIS)
3	60	Jeremy Stevenson	LW	July 28, 1974	Cornwall (OHL)
4	84	Mark Visheau	D	June 27, 1973	London (OHL)
6	132	Alexander Alexeyev	D	Mar. 21, 1974	Sokol (CIS)
7	155	Artur Oktyabrev	D	Nov. 26, 1973	CSKA (CIS)
7	156	Andrei Raisky	C	Mar. 30, 1970	Torpedo Ust-Kamenogorsk (CIS)
9	204	Nikolai Khabibulin	G	Jan. 13, 1973	CSKA (CIS)
10	228	Yevgeny Garandin	C	Aug. 3, 1973	Khimik (CIS)
10	229	Teemu Numminen	C	Dec. 23, 1973	Stoneham (USS)
11	252	Andrei Karpovtsev	LW	Feb. 25, 1974	Dynamo-2 Moscow (CIS)
11	254	Ivan Vologzhaninov	RW	Apr. 7, 1974	Sokol (CIS)

1993

Rnd	Overall	Player	Position	Birthdate	Drafted From
1	15	Mats Lindgren	C	Oct. 1, 1974	Skelleftea (Sweden)
2	31	Scott Langkow	G	Apr. 21, 1975	Portland (WHL)
2	43	Alexei Budayev	C	Apr. 24, 1975	Kristall Elektrostal (CIS)
4	79	Ruslan Batyrshin	D	Feb. 19, 1975	Dynamo-2 Moscow (CIS)
4	93	Ravil Gusmanov	RW	July 25, 1972	Traktor (CIS)
5	119	Larry Courville	LW	Apr. 2, 1975	Newmarket (OHL)
6	145	Michal Grosek	LW	June 1, 1975	ZPS Zlin (Czech Republic)
7	171	Martin Woods	D	May 14, 1975	Victoriaville (QMJHL)
8	197	Adrian Murray	D	Sept. 14, 1975	Newmarket (OHL)
9	217	Vladimir Potapov	RW	June 21, 1975	Kristall Elektrostal (CIS)
9	223	Ilya Stashenkov	D	Aug. 26, 1974	Krylja Sovetov (CIS)
9	228	Harijs Vitolinsh	C	Apr. 30, 1968	Chur (Switzerland)
11	285	Russ Hewson	LW	Jan. 12, 1975	Swift Current (WHL)

1994

Rnd	Overall	Player	Position	Birthdate	Drafted From
2	30	Deron Quint	D	Mar. 24, 1976	Seattle (WHL)
3	56	Dorian Anneck	C	Apr. 24, 1976	Victoria (WHL)
3	58	Tavis Hansen	C	June 17, 1975	Tacoma (WHL)
4	82	Steve Cheredaryk	D	Nov. 20, 1975	Medicine Hat (WHL)
5	108	Craig Mills	RW	Aug. 27, 1976	Belleville (OHL)
6	143	Steve Vezina	G	Oct. 25, 1975	Beauport (QMJHL)
6	146	Chris Kibermanis	D	Mar. 24, 1976	Red Deer (WHL)
8	186	Ramil Saifullin	C	Apr. 8, 1976	Avangard (CIS)
9	212	Henrik Smangs	G	Jan. 19, 1976	Leksand (Sweden)
10	238	Mike Mader	D	Nov. 7, 1975	Loomis (USS)
11	264	Jason Issel	LW	Mar. 1, 1976	Prince Albert (WHL)

1995

Rnd	Overall	Player	Position	Birthdate	Drafted From
1	7	Shane Doan	RW	Oct. 10, 1976	Kamloops (WHL)
2	32	Marc Chouinard	C	May 6, 1977	Beauport (QMJHL)
2	34	Jason Doig	D	Jan. 29, 1977	Laval (QMJHL)
3	67	Brad Isbister	RW	May 7, 1977	Portland (WHL)
4	84	Justin Kurtz	D	Jan. 14, 1977	Brandon (WHL)
5	121	Brian Elder	G	June 8, 1976	Brandon (WHL)
6	136	Sylvain Daigle	G	Oct. 20, 1976	Shawinigan (QMJHL)
7	162	Paul Traynor	D	Sept. 14, 1977	Kitchener (OHL)
8	188	Jaroslav Obsut	D	Sept. 3, 1976	N. Battleford (SJHL)
8	189	Fredrik Loven	C	Mar. 14, 1977	Djurgarden (Sweden)
9	214	Rob DeCiantis	C	June 11, 1977	Kitchener (OHL)

1996

Rnd	Overall	Player	Position	Birthdate	Drafted From
1	11	Dan Focht	D	Dec. 31, 1977	Tri-City (WHL)
1	24	Daniel Briere	C	Oct. 6, 1977	Drummondville (QMJHL)
3	62	Per-Anton Lundstrom	D	Sept. 29, 1977	Mo Do (Sweden)
5	119	Richard Lintner	D	Nov. 15, 1977	Trencin Jr. (Slovakia Jrs.)
6	139	Robert Esche	G	Jan. 22, 1978	Detroit (OHL)
7	174	Trevor Letowski	C	Apr. 5, 1977	Sarnia (OHL)
8	200	Nicholas Lent	RW	June 10, 1977	Omaha Jr. A (USHL)
9	226	Marc-Etienne Hubert	C	Apr. 20, 1978	Laval (QMJHL)

1997

Rnd	Overall	Player	Position	Birthdate	Drafted From
2	43	Juha Gustafsson	D	Apr. 26, 1979	Keikko-Espoo (Finland)
4	96	Scott McCallum	D	Feb. 15, 1979	Tri-City (WHL)
5	123	Curtis Suter	D	Aug. 5, 1979	Spokane (WHL)
6	151	Robert Francz	LW	Mar. 30, 1978	Peterborough (OHL)
8	207	Alex Andreyev	D	Sept. 14, 1979	Weyburn (SJHL)
9	233	Wyatt Smith	C	Feb. 13, 1977	U. of Minnesota (WCHA)

1998

Rnd	Overall	Player	Position	Birthdate	Drafted From
1	14	Patrick DesRochers	G	Oct. 27, 1979	Sarnia (OHL)
2	43	Ossi Vaananen	D	Aug. 8, 1980	Jokerit Jr. (Finland Jr.)
3	73	Pat O' Leary	C	Sept. 2, 1979	Armstrong HS (USHSW)
4	100	Ryan Vanbuskirk	D	Jan. 12, 1980	Sarnia (OHL)
5	115	Jay Leach	D	Sept. 2, 1979	Providence College (H.E.)
5	116	Josh Blackburn	G	Nov. 13, 1978	Lincoln (USHL Jr. A)
5	129	Robert Schnabel	D	Nov. 10, 1978	Red Deer (WHL)
6	160	Rickard Wallin	C	Apr. 19, 1980	Farjestad Jr. (Swe. Jr.)
7	187	Erik Westrum	C	July 26, 1979	Minnesota (WCHA)
8	214	Justin Hansen	RW	June 11, 1980	Moose Jaw (WHL)

1999

Rnd	Overall	Player	Position	Birthdate	Drafted From
1	15	Scott Kelman	C	May 7, 1981	Seattle (WHL)
1	19	Kirill Safronov	D	Feb. 26, 1981	St. Petersburg (Russian Sr.)
2	53	Brad Ralph	LW	Oct. 17, 1980	Oshawa (OHL)
3	71	Jason Jaspers	C	Apr. 8, 1981	Sudbury (OHL)
4	116	Ryan Lauzon	C	Oct. 8, 1980	Hull (QMJHL)
4	123	Preston Mizzi	C	Dec. 22, 1980	Peterborough (OHL)
6	168	Erik Lewerstrom	D	May 28, 1980	Grums (Sweden)
8	234	Goran Bezina	D	Mar. 21, 1980	HC Fribourg-Gotteron (Swiss)
9	262	Alexei Litvinenko	D	Mar. 7, 1980	Torpedo (Kzak)

2000

Rnd	Overall	Player	Position	Birthdate	Drafted From
1	19	Krystofer Kolanos	C	July 27, 1981	Boston College (H.E.)
2	53	Alexander Tatarinov	RW	Apr. 14, 1982	Yaroslavl 2 (Russia)
3	85	Ramzi Abid	LW	Mar. 24, 1980	Halifax (QMJHL)
5	160	Nate Kiser	D	May 4, 1982	Plymouth (OHL)
6	186	Brent Gauvreau	C	June 29, 1980	Oshawa (OHL)
7	217	Igor Samoilov	D	Jan. 23, 1982	Yaroslavl (Russia)
8	249	Sami Venalainen	RW	Oct. 14, 1981	Tappara Jr. (Finland)
9	281	Peter Fabus	C	July 15, 1979	Dukla Trencin (Slovakia)

2001

Rnd	Overall	Player	Position	Birthdate	Drafted From
1	11	Fredrik Sjostrom	RW	May 6, 1983	Frolunda (Sweden)
2	31	Matthew Spiller	D	Feb. 7, 1983	Seattle (WHL)
2	45	Martin Podlesak	C	Sept. 26, 1982	Lethbridge (WHL)
3	78	Beat Forster	D	Feb. 2, 1983	Davos (Swiss)
5	148	David Klema	C	Apr. 3, 1982	Des Moines (USHL)
6	180	Scott Polaski	RW	Aug. 4, 1982	Sioux City (USHL)
7	210	Steve Belanger	G	May 20, 1983	Kamloops (WHL)
8	243	Frantisek Lukes	LW	Sept. 25, 1982	Toronto (OHL)
9	273	Severin Blindenbacher	D	Mar. 15, 1983	Kloten (Swiss)

2002

Rnd	Overall	Player	Position	Birthdate	Drafted From
1	19	Jakub Koreis	C	June 26, 1984	Plezen (CZE)
1	23	Ben Eager	LW	Jan. 22, 1984	Oshawa (OHL)
2	46	David LeNeveu	G	May 23, 1983	Cornell University (ECAC)
3	70	Joe Callahan	D	Dec. 20, 1982	Yale University (ECAC)
3	80	Matt Jones	D	Aug. 8, 1983	North Dakota (WCHA)
4	97	Lance Monych	RW	July 25, 1984	Brandon (WHL)
5	132	John Zeiler	RW	Nov. 21, 1982	Sioux City (USHL)
6	186	Jeff Pietrasiak	G	Apr. 5, 1983	Berkshire (USHSE)
7	216	Ladislav Kouba	LW	Sept. 10, 1983	Red Deer (WHL)
8	249	Marcus Smith	D	Jan. 14, 1983	Kitchener (OHL)
9	280	Russell Spence	C	Jan. 1, 1982	Opaskwayak (OCN) (MJHL)

2003

Rnd	Overall	Player	Position	Birthdate	Drafted From
3	77	Tyler Redenbach	C/LW	Sept. 25, 1984	Swift Current (WHL)
3	80	Dmitri Pestunov	C	Jan. 22, 1985	Magnitogorsk (Russia)
4	115	Liam Lindstrom	C	Jan. 12, 1985	Mora (Sweden)
6	178	Ryan Gibbons	RW	Jan. 1, 1985	Seattle (WHL)
7	208	Randall Gelech	C/RW	Feb. 2, 1984	Kelowna (WHL)
8	242	Eduard Lewandowski	LW	May 3, 1980	Koln (Germany)
9	272	Sean Sullivan	D	Mar. 29, 1984	St. Sebastian's (USHSE)
9	290	Loic Burkhalter	C	Feb. 11, 1980	Ambri (Swiss)

2004

Rnd	Overall	Player	Position	Birthdate	Drafted From
1	5	Blake Wheeler	RW	Aug. 31, 1986	Breck (USHSW)
2	35	Logan Stephenson	D	Feb. 19, 1986	Tri-City (WHL)
2	50	Enver Lisin	RW	Apr. 22, 1986	Saratov (Russia)
4	103	Roman Tomanek	RW	Jan. 28, 1986	Povazka Bystrica (Slovakia)
4	119	Kevin Porter	C/LW	Mar. 12, 1986	US National Under-18 (USA)
6	168	Kevin Cormier	LW	Jan. 27, 1986	Moncton Jr A (MJHL)
7	199	Chad Kolarik	C	Jan. 26, 1986	US National Under-18 (USA)
8	240	Aaron Gagnon	C	Apr. 24, 1986	Seattle (WHL)
9	261	William Engasser	LW	Sept. 25, 1985	Blake (USHSW)
9	265	Daniel Winnik	C/LW	Mar. 6, 1985	New Hampshire (H.E.)

2005

Rnd	Overall	Player	Position	Birthdate	Drafted From
1	17	Martin Hanzal	C	Feb. 20, 1987	Budejovice Jr. (Czech Rep.)
2	59	Pier-Olivier Pelletier	G	Apr. 8, 1987	Drummondville (QMJHL)
4	105	Keith Yandle	D	Sept. 9, 1986	Cushing Academy (USHSE)
5	148	Anton Krysanov	C	Mar. 25, 1987	Togliatti (Russia)
7	212	Pat Brosnihan	RW	Aug. 20, 1986	Worcester Academy (USHSE)

2006

Rnd	Overall	Player	Position	Birthdate	Drafted From
1	8	Peter Mueller	C	Apr. 14, 1988	Everett (WHL)
1	29	Chris Summers	D	Feb. 5, 1988	US National Under-18 (USA)
3	88	Jonas Ahnelov	D	Dec. 11, 1987	Frolunda (Sweden)
5	130	Brett Bennett	G	Mar. 8, 1988	US National Under-18 (USA)
5	131	Martin Latal	RW	Mar. 17, 1988	Kladno (Czech Rep.)
5	152	Jordan Bendfeld	D	Feb. 9, 1988	Medicine Hat (WHL)
7	188	Chris Frank	D	Jan. 8, 1986	Western Michigan (CCHA)
7	196	Benn Ferriero	C/RW	Apr. 29, 1987	Boston College (H-East)

2007

Rnd	Overall	Player	Position	Birthdate	Drafted From
1	3	Kyle Turris	C	Aug. 14, 1989	Burnaby (BCHL)
1	30	Nick Ross	D	Feb. 10, 1989	Regina (WHL)
2	32	Brett MacLean	LW	Dec. 24, 1988	Oshawa (OHL)
2	36	Joel Gistedt	G	Dec. 7, 1987	Uddevalla (Sweden)
4	103	Vladimir Ruzicka	C	Feb. 17, 1989	Slavia (Czech Republic)
5	123	Maxim Goncharov	D	June 15, 1989	CSKA 2 (Russia)
6	153	Scott Darling	G	Dec. 22, 1988	Capital Dist. (EJHL)

2008

Rnd	Overall	Player	Position	Birthdate	Drafted From
1	8	Mikkel Boedker	RW	Dec. 16, 1989	Kitchener (OHL)
1	28	Viktor Tikhonov	RW	May 12, 1988	Cherepovets (Russia)
2	49	Jared Staal	RW	Aug. 21, 1990	Sudbury (OHL)
3	69	Michael Stone	D	June 7, 1990	Calgary (WHL)
3	76	Mathieu Brodeur	D	June 21, 1990	Cape Breton (QMJHL)
4	99	Colin Long	C	June 19, 1989	Kelowna (WHL)
6	159	Brett Hextall	RW	Apr. 2, 1988	Penticton (BCHL)
7	189	Tim Billingsley	D	Jan. 17, 1990	Mississauga St. Michael's (OHL)

2009

Rnd	Overall	Player	Position	Birthdate	Drafted From
1	6	Oliver Ekman-Larsson	D	July 17, 1991	Leksand (Sweden-2)
2	36	Chris Brown	RW	Feb. 3, 1991	U.S. Under-18 (NTDP)
3	91	Michael Lee	G	Oct. 5, 1990	Fargo (USHL)
4	97	Jordan Szwarz	RW	May 14, 1991	Saginaw (OHL)
4	105	Justin Weller	D	July 26, 1991	Red Deer (WHL)
6	157	Evan Bloodoff	LW	Nov. 21, 1990	Kelowna (WHL)

2010

Rnd	Overall	Player	Position	Birthdate	Drafted From
1	13	Brandon Gormley	D	Feb. 18, 1992	Moncton (QMJHL)
1	27	Mark Visentin	G	Aug. 7, 1992	Niagara (OHL)
2	52	Philip Lane	RW	May 29, 1992	Brampton (OHL)
2	57	Oscar Lindberg	C	Oct. 29, 1991	Skelleftea (Sweden)
5	138	Louis Domingue	G	Mar. 6, 1992	Quebec (QMJHL)

2011

Rnd	Overall	Player	Position	Birthdate	Drafted From
1	20	Connor Murphy	D	Mar. 26, 1993	U.S. NTDP (USHL)
2	51	Alexander Ruutu	C	Dec. 9, 1992	Jokerit (SM-liiga)
2	56	Lucas Lessio	LW	Jan. 23, 1993	Oshawa (OHL)
3	84	Harrison Ruopp	D	Mar. 17, 1993	Prince Albert (WHL)
4	111	Kale Kessy	LW	Dec. 4, 1992	Medicine Hat (WHL)
5	141	Darian Dziurzynski	LW	Mar. 30, 1992	Saskatoon (WHL)
6	155	Andrew Fritsch	RW	Mar. 24, 1993	Owen Sound (OHL)
7	196	Zac Larraza	LW	Feb. 25, 1993	U.S. NTDP (USHL)

2012

Rnd	Overall	Player	Position	Birthdate	Drafted From
1	27	Henrik Samuelsson	RW	Feb. 7, 1994	Edmonton (WHL)
2	58	Jordan Martinook	C	July 25, 1992	Vancouver (WHL)
3	88	James Melindy	D	Dec. 11, 1993	Moncton (QMJHL)
4	102	Rhett Holland	D	Sept. 25, 1993	Okotoks (AJHL)
5	148	Niklas Tikkinen	D	June 1, 1994	Espoo (FIN)
6	178	Hunter Fejes	LW	May 31, 1994	Shattuck St. Mary's (MN-HS)
7	184	Marek Langhamer	G	July 22, 1994	HC Pardubice (Czech)
7	208	Justin Hache	D	Jan. 10, 1994	Shawinigan (QMJHL)

2013

Rnd	Overall	Player	Position	Birthdate	Drafted From
1	12	Max Domi	C	Mar. 2, 1995	London (OHL)
2	39	Laurent Dauphin	C	Mar. 27, 1995	Chicoutimi (QMJHL)
3	62	Yan-Pavel Laplante	C	Apr. 23, 1995	Prince Edward (QMJHL)
5	133	Connor Clifton	D	Apr. 28, 1995	USA U-18 (USHL)
6	163	Brendan Burke	G	Mar. 11, 1995	Portland (WHL)
7	193	Jedd Soleway	RW	May 12, 1994	Penticton (BCHL)

2014

Rnd	Overall	Player	Position	Birthdate	Drafted From
1	12	Brendan Perlini	LW	Apr. 27, 1996	Niagara (OHL)
2	43	Ryan MacInnis	C	Feb. 14, 1996	Kitchener (OHL)
2	58	Christian Dvorak	LW	Feb. 2, 1996	London (OHL)
3	87	Anton Karlsson	RW	Aug. 3, 1996	Frolunda Jr. (Sweden)
4	117	Michael Bunting	LW	Sept. 17, 1995	Sault Ste. Marie (OHL)
5	133	Dysin Mayo	D	Aug. 17, 1996	Edmonton (WHL)
6	163	David Westlund	D	Feb. 5, 1995	Brynas Jr. (Sweden)
7	191	Jared Fiegl	LW	Jan. 23, 1996	USA U18 (USDP)
7	193	Edgars Kulda	LW	Nov. 13, 1994	Edmonton (WHL)

2015

Rnd	Overall	Player	Position	Birthdate	Drafted From
1	3	Dylan Strome	C	Mar. 7, 1997	Erie (OHL)
1	30	Nick Merkley	RW	May 23, 1997	Kelowna (WHL)
2	32	Christian Fischer	RW	Apr. 15, 1997	USA U-18 (USHL)
3	63	Kyle Capobianco	D	Aug. 13, 1997	Sudbury (OHL)
3	76	Adin Hill	G	May 11, 1996	Portland (WHL)
3	81	Brendan Warren	LW	May 7, 1997	USA U-18 (USHL)
3	83	Jens Looke	RW	Apr. 11, 1997	Brynas (Sweden)
5	123	Conor Garland	RW	Mar. 11, 1996	Moncton (QMJHL)
7	183	Erik Kallgren	G	Oct. 14, 1996	Linkoping Jr. (Sweden Jr.)

2016

Rnd	Overall	Player	Position	Birthdate	Drafted From
1	7	Clayton Keller	C	July 29, 1998	USA U18 (USDP)
1	16	Jakob Chychrun	D	Mar. 31, 1998	Sarnia (OHL)
3	68	Cam Dineen	D	Jun. 19, 1998	North Bay (OHL)
6	158	Patrick Kudla	D	Apr. 2, 1996	Oakville (OJHL)
7	188	Dean Stewart	D	Jun. 12, 1998	Portage (MJHL)

2017

Rnd	Overall	Player	Position	Birthdate	Drafted From
1	23	Pierre-Olivier Joseph	D	July 1, 1999	Charlottetown (QMJHL)
2	44	Filip Westerlund	D	Apr. 17, 1999	Frolunda HC (SHL)
3	69	MacKenzie Entwistle	C	July 14, 1999	Hamilton (OHL)
3	75	Nate Schnarr	C	June 15, 1999	Guelph (OHL)
3	82	Cameron Crotty	D	May 5, 1999	Brockville (CCHL)
4	108	Noel Hoefenmayer	D	Jan. 6, 1999	Ottawa (OHL)
5	126	Michael Karow	D	Dec. 18, 1998	Youngstown (USHL)
5	128	Tyler Steenbergen	C	Jan. 7, 1998	Swift Current (WHL)
7	190	Erik Walli Walterholm	RW	Feb. 27, 1999	Djurgardens (SuperElit)

2018

Rnd	Overall	Player	Position	Birthdate	Drafted From
1	5	Barrett Hayton	C	June 9, 2000	Sault Ste. Marie (OHL)
2	55	Kevin Bahl	D	June 27, 2000	Ottawa (OHL)
3	65	Jan Jenik	LW	Sept. 15, 2000	Liberec (Czech)
3	73	Ty Emberson	D	May 24, 2000	USNTDP (USHL)
4	114	Ivan Prosvetov	G	Mar. 5, 1999	Minnesota (NAHL)
5	142	Michael Callahan	D	Sept. 23, 1999	Youngstown (USHL)
5	145	Dennis Busby	D	Jan. 6, 2000	Flint (OHL)
6	158	David Tendeck	G	Nov. 25, 1999	Vancouver (WHL)
7	189	Liam Kirk	C	Jan. 3, 2000	Sheffield (EIHL)

2019

Rnd	Overall	Player	Position	Birthdate	Drafted From
1	11	Victor Soderstrom	D	Feb. 26, 2001	Brynas IF (SHL)
3	76	John Farinacci	C	Feb. 14, 2001	Harvard (NCAA)
4	98	Matias Maccelli	LW	Oct. 14, 2000	Dubuque (USHL)
4	107	Alexandr Darin	RW	Aug. 16, 2000	Loko Yaroslavl (MHL)
5	151	Aku Raty	RW	July 5, 2001	Karpat (SM-liiga)
6	174	Danil Savunov	C	Dec. 23, 2000	Penza Dizel (Slov)
6	176	Anthony Romano	RW	Oct. 7, 2000	Sioux Falls (USHL)
7	200	Axel Bergkvist	D	June 1, 2000	Leksands (Allsvenskan)
7	207	Valentin Nussbaumer	LW	Sept. 2 2000	Shawinigan (QMJHL)

1979

June 5 Morris Lukowich reclaimed by Pittsburgh prior to the Expansion Draft.
 June 9 Morris Lukowich claimed as a priority selection.
 June 9 Barry Long reclaimed by Detroit prior to the Expansion Draft.
 June 9 Scott Campbell reclaimed by St. Louis from Winnipeg prior to the Expansion Draft.
 June 9 Scott Campbell claimed as priority selection by Winnipeg.
 June 9 Bobby Hull reclaimed by Chicago prior to the Expansion Draft.
 June 13 17 players claimed in the NHL Expansion Draft: Peter Marsh (Montreal), Lindsay Middlebrook (NY Rangers), Bobby Hull (Chicago), Al Cameron (Detroit), Dave Hoyda (Philadelphia), Jim Roberts (Minnesota), Lorne Stamler (Toronto), Mark Heaslip (Los Angeles), Pierre Hamel (Toronto), Gord McTavish (St. Louis), Gord Smith (Washington), Clark Hamilton (Detroit), Jim Cunningham (Philadelphia), Dennis Abgrall (Los Angeles), Bill Riley (Washington), Gene Carr (Atlanta), and Hilliard Graves (Vancouver).
 June 28 Barry Melrose acquired from Quebec for Jamie Hislop and Barry Legge.
 July 25 Wayne Dillion acquired from NY Rangers for future considerations.
 Oct. 4 Ron Wilson acquired from Montreal for cash.

1980

Feb. 27 Kris Manery claimed on waivers from Vancouver.
 Feb. 27 Bobby Hull traded to Hartford for future considerations.
 May 22 Doug Smail signed as a free agent.
 May 26 Barry Legge acquired from Quebec for cash.
 June 19 Rick Bowness acquired from St. Louis for Craig Norwich.
 Sept. 26 Norm Dupont acquired from Montreal for a 2nd round draft choice (David Maley) in 1982.
 Oct. 8 Danny Geoffrion acquired from Quebec for cash.
 Oct. 31 Barry Long acquired from Detroit for cash.
 Nov. 30 Barry Melrose claimed on waivers by Toronto.
 Dec. 1 Doug Lecuyer and Tim Trimper acquired from Chicago for Peter Marsh.
 Dec. 2 Richard Mulhern traded to Toronto for cash.

1981

Jan. 12 Rick Dudley claimed on waivers from Buffalo.
 Feb. 10 Michel Dion acquired from Quebec for cash.
 July 2 Bryan Maxwell, Ed Staniowski and Paul MacLean acquired from St. Louis for Scott Campbell and John Markell.
 July 15 Lucien DeBlois acquired from Colorado for Brent Ashton and a 3rd round draft choice (Dave Kasper) in 1982.
 July 31 Lindsay Middlebrook traded to Minnesota for cash.
 Sept. 8 Doug Soetaert acquired from NY Rangers for a 3rd draft round choice (Vesa Salo) in 1983.
 Oct. 5 Serge Savard claimed from Montreal in Waiver Draft.
 Oct. 5 Craig Levie claimed from Montreal in Waiver Draft.

1982

May 5 Brian Hayward signed as a free agent.
 Oct. 4 Doug Lecuyer claimed by Pittsburgh in Waiver Draft.

1983

Mar. 7 Laurie Boschman acquired from Edmonton for Willy Lindstrom.
 June 8 Dave Christian traded to Washington for 1st round draft choice (Bobby Dollas) in 1983.
 July 4 Norm Dupont traded to Hartford for 4th round draft choice (Chris Mills) in 1984.
 Aug. 3 Tim Young acquired from Minnesota for Craig Levie and the rights to Tom Ward.
 Nov. 4 Robert Picard acquired from Montreal for 3rd round draft choice (Patrick Roy) in 1984.
 Nov. 10 Mike Veisor acquired from Hartford for Ed Staniowski.

1984

Jan. 12 Jordy Douglas acquired from Minnesota for Tim Trimper.
 Feb. 6 Jimmy Mann traded to Quebec for 5th round draft choice (Brent Severyn) in 1984.
 Mar. 5 Randy Carlyle acquired from Pittsburgh for 1st round draft choice (Doug Bodger) in 1984 and future considerations (Moe Mantha).
 May 1 Moe Mantha traded to Pittsburgh as future considerations in previous trade (Mar. 5, 1984).
 June 13 Perry Turnbull acquired from Montreal for Lucien DeBlois.
 Oct. 9 Mark Holden acquired from Montreal for Doug Soetaert.
 Oct. 16 Tim Young traded to Philadelphia for future considerations.

1985

Feb. 4 Jim Nill acquired from Boston for Morris Lukowich.
 Sept. 27 Eldon Reddick signed as a free agent.
 Nov. 21 Ray Neufeld acquired from Hartford for Dave Babych.
 Nov. 27 Mario Marois acquired from Quebec for Robert Picard.

1986

Jan. 31 Bill Derlago acquired from Boston for Wade Campbell.
 June 21 Gilles Hamel acquired from Buffalo for Scott Arniel.
 July 3 Murray Eaves traded to Edmonton for future considerations.
 Aug. 19 Steve Penney and the rights to Jan Ingman acquired from Montreal for Brian Hayward.

1987

Jan. 5 Bill Derlago traded to Quebec 4th round draft choice (Mark Brownschilde) in 1989.
 Jan. 8 Steve Rooney acquired from Montreal for 3rd round draft choice (Francois Gravel) in 1987.
 June 5 Perry Turnbull traded to St. Louis for 5th round draft choice (Ken Gernander) in 1987.
 June 8 Brian Mullen traded to NY Rangers with 10th round draft choice (Brett Barnett) in 1987 for 5th round choice (Benoit Lebeau) in 1988 and 3rd round draft choice (Denny Felsner) in 1989.
 July 16 Guy Larose signed as a free agent.
 Dec. 16 Paul Boutilier acquired from NY Rangers for future considerations.
 Dec. 17 Stu Kulak acquired from Quebec for Bobby Dollas.

1988

Jan. 11 Mark Kumpel acquired from Detroit for Jim Nill.
 Jan. 14 Alfie Turcotte acquired from Montreal for future considerations.
 Jan. 13 Brent Ashton acquired from Detroit for Paul MacLean.
 July 15 Steve Fletcher signed as a free agent.
 July 19 Alain Chevrier acquired from New Jersey with 7th round draft choice (Doug Evans) in 1989 for Steve Rooney and 3rd round draft choice (Brad Bombardir) in 1990.
 July 29 Joel Baillargeon traded to Quebec for future considerations.
 Sept. 29 Peter Douris traded to St. Louis for 12th round draft choice (Sergei Kharin) in 1989, 4th round draft choice (Scott Levins) in 1990 and Kent Carlson.
 Oct. 3 Dave Hunter claimed from Edmonton in Waiver Draft.
 Nov. 25 Paul Fenton acquired from Los Angeles for Gilles Hamel.
 Dec. 6 Gord Donnelly acquired from Quebec for Mario Marois.
 Dec. 12 Steve Fletcher traded to Philadelphia for future considerations.
 Dec. 30 Moe Lemay acquired from Boston for Ray Neufeld.

1989

Jan. 14 Dave Hunter claimed on waivers by Edmonton.
 Jan. 19 Alain Chevrier traded to Chicago for 4th round draft choice (Allain Roy) in 1989.
 June 17 Randy Cunneynworth, Rick Tabaracci and Dave McLlwain acquired from Pittsburgh for Jim Kyte, Andrew McBain and Randy Gilhen.
 June 17 Greg Paslawski and 3rd round draft choice (Kris Draper) in 1989 acquired from St. Louis for 3rd round draft choice (Denny Felsner) in 1989 and 2nd round draft choice (Steve Staios) in 1991.
 July 21 Shawn Cronin acquired from Philadelphia for future considerations.
 Sept. 28 Eldon Reddick traded to Edmonton for future considerations.
 Nov. 30 Phil Sykes acquired from Los Angeles for Brad Jones.
 Dec. 13 Paul MacDermid acquired from Hartford for Randy Cunneynworth.

1990

Jan. 22 Doug Evans acquired from St. Louis for Ron Wilson.
 Jan. 22 Daniel Berthiaume traded to Minnesota for future considerations.
 June 9 Phil Housley, Scott Arniel, Jeff Parker and 1st round draft choice (Keith Tkachuk) in 1990 acquired from Buffalo for Dale Hawerchuk and 1st round draft choice (Brad May) in 1990.
 July 10 Simon Wheeldon acquired from NY Rangers for Brian McReynolds.
 Sept. 6 Laurie Boschman traded to New Jersey for Bob Brooke.
 Sept. 6 Craig Duncanson acquired from Minnesota for Brian Hunt.
 Sept. 30 Peter Taglianetti traded to Minnesota for future considerations.
 Nov. 7 Don Barber acquired from Minnesota for Doug Smail.
 Nov. 10 Eddie Olczyk and Mark Osborne acquired from Toronto for Dave Ellett and Paul Fenton.
 Dec. 14 Mike Eagles acquired from Chicago for 4th round draft choice (Igor Kravchuk) in 1991.

1991

- Jan. 22 Rudy Poeschek acquired from NY Rangers for Guy Larose.
- Feb. 4 Greg Paslawski traded to Buffalo for future considerations.
- Feb. 28 Tom Draper traded to St. Louis for future considerations (Jim Vesey).
- May 21 Bob Joyce, Kent Paynter and Tyler Larter acquired from Washington for Brent Hughes, Craig Duncanson and Simon Wheeldon.
- May 24 Jim Vesey acquired from St. Louis as future considerations in previous trade (Feb. 28, 1991).
- May 24 Tom Draper acquired from St. Louis for future considerations.
- May 30 Tyler Larter claimed by Minnesota in Expansion Draft.
- May 31 Rob Murray and future considerations acquired from Minnesota for 7th round draft choice (Geoff Finch) in 1991 and future considerations.
- June 20 Jim Vesey traded to Boston for future considerations.
- June 22 Tom Draper traded to Buffalo for 7th round draft choice (Artur Oktyabrev) in 1992.
- July 16 Troy Murray and Warren Rychel acquired from Chicago for Bryan Marchment and Chris Norton.
- Oct. 11 Dean Kennedy, Mike Hartman and Darrin Shannon acquired from Buffalo for Dave McLlwain, Gord Donnelly, 5th round draft choice (Yuri Khmylev) in 1992 and future considerations.
- Oct. 15 Tony Joseph traded to Minnesota for Tyler Larter.
- Oct. 22 Sergei Kharin traded to Quebec for Shawn Anderson.
- Oct. 23 Shawn Anderson traded to Washington for future considerations.
- Oct. 29 Petri Skriko acquired from Boston for Brent Ashton.
- Nov. 12 Don Barber claimed on waivers by Quebec.
- Nov. 22 Scott Arniel traded to Boston for future considerations.
- Nov. 26 Mario Marois acquired from St. Louis for future considerations.
- Dec. 30 Tony Joseph and future considerations acquired from Minnesota for Warren Rychel.

1992

- Jan. 10 Aaron Broten signed as a free agent.
- Feb. 27 Moe Mantha traded to Philadelphia for future considerations.
- Mar. 2 Mike Lalor acquired from Washington for Paul MacDermid.
- Mar. 10 Lucien DeBlois acquired from Toronto for Mark Osborne.
- June 10 Daniel Berthiaume acquired from Boston for Doug Evans.
- June 15 Christian Ruuttu acquired from Buffalo for Stephane Beauregard.
- June 18 Mike Hartman claimed by Tampa Bay in Expansion Draft.
- June 19 Danton Cole traded to Tampa Bay for future considerations.
- Aug. 6 Alan Kerr signed as a free agent.
- Aug. 10 Stephane Beauregard acquired from Chicago for Christian Ruuttu.
- Aug. 25 Shawn Cronin traded to Quebec for Dan Lambert.
- Oct. 1 Stephane Beauregard traded to Philadelphia for future considerations.
- Oct. 1 John Druce and 4th round draft choice (John Jakopin) in 1993 acquired from Washington for Pat Elynuik.
- Nov. 14 Andy Brickley signed as a free agent.
- Dec. 28 Tie Domi and Kris King acquired from NY Rangers for Eddie Olczyk.

1993

- Feb. 20 Mark Osiecki claimed on waivers from Ottawa.
- Feb. 21 Troy Murray traded to Chicago for Steve Bancroft and future considerations.
- Mar. 15 Rights to Dimitri Filimonov traded to Ottawa for 4th round draft choice (Ruslan Batyrshin) in 1993.
- Mar. 20 Mark Osiecki and 10th round draft choice (Bill Lang) in 1993 traded to Minnesota for 9th round draft choice (Vladimir Potatov) in 1993.
- Mar. 22 Dan Ratushny traded to Vancouver for 9th round draft choice (Harijs Vitolinsh) in 1993.
- Mar. 22 Jim Hrivnak and 2nd round draft choice (Alexei Budayev) in 1993 acquired from Washington for Rick Tabaracci.
- June 11 Paul Ysebaert acquired from Detroit for Aaron Ward, 4th round draft choice (John Jakopin) in 1993 and future considerations (Alan Kerr).
- June 11 Stephane Beauregard acquired from Philadelphia for future considerations.
- June 18 Alan Kerr traded to Detroit as future considerations in previous trade (June 11, 1993).
- June 24 Scott Levins and Steve Bancroft claimed by Florida in Expansion Draft.
- June 30 Kris Draper traded to Detroit for future considerations.
- July 8 Darryl Shannon signed as a free agent.
- July 29 Jim Hrivnak traded to St. Louis for 6th round draft choice (Chris Kibermanis) in 1994 and future considerations.
- Aug. 3 Dave Tomlinson acquired from Florida for Jason Cirone.
- Aug. 12 Kevin McClelland acquired from Toronto for cash.

- Sept. 24 Nelson Emerson and Stephane Quintal acquired from St. Louis for Phil Housley.
- Sept. 30 Evgeny Davydov traded to Florida for 4th round draft choice (Adam Copeland) in 1994.
- Sept. 30 Brent Severyn acquired from New Jersey for 6th round draft choice (Ryan Smart) in 1994.
- Oct. 3 Brent Severyn traded to Florida for Milan Tichy.
- Nov. 26 Randy Gilhen and 6th round draft choice (Chris Kibermanis) in 1994 acquired from Florida for Stu Barnes.
- Dec. 5 Fredrik Olausson and a 7th round draft choice (Curtis Sheptak) in 1994 traded to Edmonton for a 3rd round draft choice (Tavis Hansen) in 1994.
- Dec. 9 Craig Fisher acquired from Edmonton for cash.

1994

- Feb. 1 Wayne McBean acquired from NY Islanders for Yan Kaminsky.
- Mar. 8 Tim Cheveldae and Dallas Drake acquired from Detroit for Bob Essensa and Sergei Bautin.
- Mar. 15 Dave Manson and 6th round draft choice (Chris Kibermanis) in 1994 acquired from Edmonton for Boris Mironov, Mats Lindgren, 1st round draft choice (Jason Bonsignore) and 4th round draft choice (Adam Copeland) in 1994.
- Mar. 21 Paul Ysebaert traded to Chicago for 3rd round draft choice (Kevin McKay) in 1995.
- May 25 Sheldon Kennedy acquired from Detroit for 3rd round draft choice (Darryl Laplante) in 1995.
- June 3 Neil Wilkinson acquired from Chicago for 3rd round draft choice (Kevin McKay) in 1995.
- July 8 Kevin McClelland traded to Buffalo for future considerations.
- Aug. 8 Brent Thompson and future considerations acquired from Los Angeles for rights to Ruslan Batyrshin and 2nd round draft choice (Marian Cisar) in 1996.

1995

- Jan. 18 Dean Kennedy claimed by Edmonton in Waiver Draft.
- Jan. 18 Sheldon Kennedy claimed by Calgary in Waiver Draft.
- Jan. 18 Wayne McBean claimed by Pittsburgh in Waiver Draft.
- Jan. 18 Igor Korolev claimed from St. Louis in Waiver Draft.
- Jan. 18 Craig Martin claimed on waivers from Detroit.
- Mar. 28 Arto Blomsten traded to Los Angeles for 8th round draft choice (Fredrik Loven) in 1995.
- Apr. 7 Mike Eastwood and 3rd round draft choice (Brad Isbister) in 1995 acquired from Toronto for Tie Domi.
- Apr. 7 Igor Ulanov and Mike Eagles traded to Washington for 3rd round draft choice (Sergei Gusev) and 5th round draft choice (Brian Elder) in 1995.
- Apr. 7 Eddie Olczyk acquired from NY Rangers for 5th round draft choice (Alexei Vasiliev) in 1995.
- Apr. 7 Greg Brown acquired from Pittsburgh for future considerations.
- June 27 Jeff Finley acquired from Philadelphia for Russ Romaniuk.
- July 21 Jason Simon signed as a free agent.
- July 21 Parris Duffus signed as a free agent.
- Aug. 8 Stewart Malgunas signed as a free agent.
- Aug. 9 Mike Stapleton signed as a free agent.
- Oct. 2 Jim McKenzie claimed from NY Islanders in Waiver Draft.
- Oct. 6 Darren Turcotte acquired from Hartford for Nelson Emerson.
- Oct. 13 Iain Fraser signed as a free agent.
- Oct. 13 Ed Ronan signed as a free agent.
- Dec. 14 Tom Draper signed as a free agent.
- Dec. 28 Norm Maciver acquired from Pittsburgh for Neil Wilkinson.

1996

- Feb. 7 Oleg Tverdovsky, Chad Kilger and 3rd round draft choice (Per-Anton Lundstrom) in 1996 acquired from Anaheim for Teemu Selanne, Marc Chouinard and 4th round draft choice (Kim Staal) in 1996.
- Feb. 15 Craig Muni and 1st round draft choice (Daniel Briere) in 1996 acquired from Buffalo for Darryl Shannon and Michal Grosse.
- Feb. 15 Denis Chasse acquired from Washington for Stewart Malgunas.
- Feb. 27 Dominic Roussel acquired from Philadelphia for Tim Cheveldae and 3rd round draft choice (Chester Gallant) in 1996.
- Mar. 18 Craig Janney acquired from San Jose for Darren Turcotte and a 2nd round draft choice (Remi Royer) in 1996.
- Mar. 20 Dallas Eakins claimed on waivers from St. Louis.

1996

- Mar. 20 Ravil Gusmanov traded to Chicago for 4th round draft choice (Vladimir Antipov) in 1996.
- June 22 Mike Gartner acquired from Toronto for 4th round draft choice (Vladimir Antipov) in 1996.
- July 2 Darcy Wakaluk signed as a free agent.
- July 2 Cliff Ronning signed as a free agent.
- July 3 Brad McCrimmon signed as a free agent.
- July 15 Jim Johnson signed as a free agent.
- Aug. 16 Jeremy Roenick acquired from Chicago for Alexei Zhamnov, Craig Mills and 1st round draft choice (Ty Jones) in 1997.
- Aug. 22 Scott Levins signed as a free agent.
- Aug. 26 Kevin Dahl signed as a free agent.
- Sep. 30 Bob Corkum acquired from Philadelphia in Waiver Draft.
- Nov. 12 Mike Hudson signed as a free agent.

1997

- Feb. 6 Jayson More acquired from NY Rangers for Mike Eastwood and Dallas Eakins.
- Mar. 17 Jocelyn Lemieux signed as a free agent.
- Mar. 18 Murray Baron and Chris Murray acquired from Montreal for Dave Manson.
- Mar. 18 Gerald Diduck acquired from Hartford for Chris Murray.
- Mar. 18 Pat Jablonski acquired from Montreal for Steve Cheredaryk.
- May 14 Sean Gagnon signed as a free agent.
- July 8 Rick Tocchet signed as a free agent.
- Aug. 4 Jeff Christian signed as a free agent.
- Aug. 18 John Slaney signed as a free agent.
- Sept. 26 Radoslav Suchy signed as a free agent.
- Sept. 28 Jimmy Waite claimed from Chicago in Waiver Draft.
- Nov. 25 Michel Petit signed as a free agent.

1998

- Mar. 4 Keith Carney and Jim Cummins acquired from Chicago for Jayson More and Chad Kilger.
- Mar. 24 Mark Janssens acquired from NY Islanders for 9th round draft choice (Jason Doyle) in 1998.
- June 11 Louie DeBrusk and 5th round draft choice (Jay Leach) in 1998 acquired from Tampa Bay for Craig Janney.
- June 18 J.F. Jomphe acquired from Anaheim for Jim McKenzie.
- June 26 John Slaney claimed by Nashville in Expansion Draft.
- June 30 Mike Sullivan acquired from Nashville for 7th round draft choice (Kyle Kettles) in 1999.
- July 3 Jyrki Lumme signed as a free agent.
- July 22 Bryan Helmer signed as a free agent.
- Aug. 5 Andrei Vasilyev signed as a free agent.
- Aug. 27 Joe Dziedzic signed as a free agent.
- Sept. 1 Greg Adams signed as a free agent.
- Oct. 31 Cliff Ronning and Richard Lintner traded to Nashville for future considerations.
- Dec. 3 Stephen Leach signed as a free agent.
- Dec. 19 Bryan Helmer claimed on waivers by St. Louis.

1999

- Jan. 13 J.J. Daigneault acquired from Nashville for future considerations.
- Mar. 8 Jamie Huscroft acquired from Vancouver for future considerations.
- Mar. 11 Mikhail Shtalenkov acquired from Edmonton for 5th round draft choice (Matt Koalska) in 2000.
- Mar. 17 Brian Noonan signed as a free agent.
- Mar. 20 Robert Reichel, 3rd round draft choice (Jason Jaspers) in 1999, and 4th round draft choice (Preston Mizzi) in 1999 acquired from NY Islanders for Brad Isbister and 3rd round draft choice (Brian Collins) in 1999.
- Mar. 23 Stan Neckar acquired from NY Rangers for Jason Doig and 6th round draft choice (Jay Dardis) in 1999.
- Apr. 8 David Cullen signed as a free agent.
- June 25 Mike Stapleton claimed by Atlanta in Expansion Draft.
- June 25 Scott Langkow traded to Atlanta for future considerations.
- June 26 Travis Green and 1st round draft choice (Scott Kelman) in 1999 from Anaheim for Oleg Tverdovsky.
- June 26 Jim Cummins traded to Montreal for 6th round draft choice (Eric Lewerstrom) in 1999.
- July 15 Todd Gill signed as a free agent.
- July 16 David Oliver signed as a free agent.

- July 16 Jean-Guy Trudel signed as a free agent.
- Sept. 5 Bob Essensa signed as a free agent.
- Sept. 11 Craig Mills acquired from Chicago for future considerations.
- Sept. 27 Kevin Sawyer signed as a free agent.
- Nov. 19 Sean Burke and 5th round draft choice (Nate Kiser) in 2000 acquired from Florida for Mikhail Shtalenkov and 4th round draft choice (Chris Eade) in 2000.

2000

- Feb. 3 Benoit Hogue signed as a free agent.
- Mar. 7 Lyle Odelein acquired from New Jersey for Deron Quint and 3rd round draft choice (Beat Forster) in 2001.
- Mar. 8 Mikael Renberg acquired from Philadelphia for Rick Tocchet.
- Mar. 13 Philippe Audet acquired from Detroit for Todd Gill.
- Mar. 14 Chris Joseph claimed on waivers from Vancouver.
- June 23 Dallas Drake and Lyle Odelein claimed by Columbus in Expansion Draft.
- June 23 Joé Juneau acquired from Minnesota for Rickard Wallin.
- June 24 Brad May acquired from Vancouver for future considerations.
- July 7 Landon Wilson signed as a free agent.
- Aug. 31 Joel Bouchard signed as a free agent.
- Dec. 2 Claude Lemieux signed as a free agent.

2001

- Feb. 14 Chris Joseph claimed on waivers by Atlanta.
- Mar. 5 Paul Mara, Mike Johnson, Ruslan Zainullin and 2nd round draft choice (Matthew Spiller) in 2001 acquired from Tampa Bay for Nikolai Khabibulin and Stan Neckar.
- Mar. 13 Todd Simpson acquired from Florida for 2nd round draft choice (Igor Pohanka) in 2001.
- Mar. 13 Michal Handzus, Ladislav Nagy, Jeff Taffe and 1st round draft choice (Ben Eager) in 2002 acquired from St. Louis for Keith Tkachuk.
- June 5 Martin Grenier signed as a free agent.
- June 12 Danny Markov acquired from Toronto for Travis Green, Robert Reichel and Craig Mills.
- June 15 Joé Juneau traded to Montreal for future considerations.
- June 18 Todd Warriner acquired from Tampa Bay for Juha Ylonen.
- June 19 Keith Carney traded to Anaheim for 2nd round draft choice (Andrei Taratukhin) in 2001.
- June 19 Branko Radivojevic signed as a free agent.
- June 22 Sergei Berezin acquired from Toronto for Mikael Renberg.
- June 23 Tyler Bouck acquired from Dallas for Jyrki Lumme.
- July 2 Daymond Langkow acquired from Philadelphia for 2nd round draft choice (Dan Spang) in 2002 and 1st round draft choice (Jeff Carter) in 2003.
- Aug. 30 Zac Bierk signed as a free agent.
- Dec. 28 Drake Berehowsky and Denis Pederson acquired from Vancouver for Todd Warriner, Trevor Letowski, Tyler Bouck and 3rd round draft choice (Dmitri Pestunov) in 2003.

2002

- Jan. 4 Sebastien Bordeleau acquired from Minnesota for David Cullen.
- Jan. 25 Andrei Nazarov acquired from Boston for 5th round draft choice (Peter Hamerlik) in 2002.
- Jan. 25 Brian Savage, 3rd round draft choice (Matt Jones) in 2002 and future considerations acquired from Montreal for Sergei Berezin.
- Mar. 19 Darcy Hordichuk, 4th round draft choice (Lance Monych) in 2002 and 5th round draft choice (John Zeiler) in 2002 acquired from Atlanta for Kirill Safronov, Ruslan Zainullin and 4th round draft choice (Patrick Dwyer) in 2002.
- May 23 Michael Schutte signed as a free agent.
- June 12 Brian Boucher and 3rd round draft choice (Joe Callahan) in 2002 acquired from Philadelphia for Robert Esche and Michal Handzus.
- July 7 Kelly Buchberger signed as a free agent.
- July 12 Tony Amonte signed as a free agent.
- Oct. 26 Deron Quint signed as a free agent.
- Nov. 7 Frank Banham signed as a free agent.
- Dec. 19 Paul Ranheim acquired from Philadelphia for a conditional draft choice in 2004.
- Dec. 31 Jean-Marc Pelletier and a conditional draft choice acquired from Carolina for Patrick DesRochers.

2003

- Jan. 16 Scott Pellerin and a conditional draft choice acquired from Dallas for Claude Lemieux.

2003

- Mar. 8 Brad Ference acquired from Florida for Darcy Hordichuk and 2nd round draft choice (Matt Smaby) in 2003.
- Mar. 10 Guillaume Lefebvre, 3rd round draft choice (Tyler Redenbach) in 2003 and 2nd round draft choice (Brandon Dubinsky) in 2004 acquired from Philadelphia for Tony Amonte.
- Mar. 10 Chris Gratton and 4th round draft choice (Liam Reddox) in 2004 acquired from Buffalo for Daniel Briere and 3rd round draft choice (Andrej Sekera) in 2004.
- Mar. 11 Jan Hrdina and Francois Leroux acquired from Pittsburgh for Ramzi Abid, Dan Focht and Guillaume Lefebvre.
- Mar. 11 Brad May traded to Vancouver for a conditional draft choice (Dmitri Pestunov) in 2003.
- Apr. 10 Mike Stutzel signed as a free agent.
- June 21 David Tanabe and Igor Knyazev acquired from Carolina for Danny Markov and 3rd round draft choice (Billy Ryan) in 2004.
- June 21 Tyson Nash acquired from St. Louis for 5th round draft choice (Lee Stempniak) in 2003.
- July 10 Cale Hulse signed as a free agent.
- July 15 Daniel Cleary signed as a free agent.
- July 22 Mike Sillinger and a conditional draft choice acquired from Dallas for Teppo Numminen.
- July 25 Bryan Helmer acquired from Vancouver for Martin Grenier.
- Oct. 3 Todd Simpson claimed by Anaheim in Waiver Draft.
- Dec. 30 Ivan Novoseltsev acquired from Florida for future considerations.

2004

- Jan. 17 Todd Reirden acquired from Anaheim for future considerations.
- Feb. 9 Mike Comrie acquired from Philadelphia for Sean Burke, Branko Radivojevic and Ben Eager.
- Feb. 11 Frank Banham removed from reserve list per mutual agreement.
- Feb. 22 Landon Wilson traded to Pittsburgh for future considerations.
- Mar. 4 Brent Johnson acquired from St. Louis for Mike Sillinger.
- Mar. 5 Mike Rupp and 2nd round draft choice (Geoff Paukovich) in 2004 acquired from New Jersey for Jan Hrdina.
- Mar. 9 Derek Morris and Keith Ballard acquired from Colorado for Chris Gratton, Ossi Vaananen and 2nd round draft choice (Paul Stastny) in 2005.
- Mar. 9 Brian Savage traded to St. Louis for future considerations.
- June 26 Jason Chimera and 3rd round draft choice (Vaclav Meidl) in 2004 acquired from Edmonton for 2nd round draft choice (Geoff Paukovich) and 4th round draft choice (Liam Reddox) in 2004.
- July 5 Boyd Devereaux signed as a free agent.
- July 6 Sean O'Donnell signed as a free agent.
- July 6 Radoslav Suchy and 6th round draft choice (Derek Reinhart) in 2005 traded to Columbus for 4th round draft choice (Jeremy Duchesne) in 2005.
- July 9 Mike Ricci signed as a free agent.
- Aug. 6 Brett Hull signed as a free agent.
- Aug. 26 Petr Nedved signed as a free agent.
- Aug. 26 Denis Gauthier and Oleg Saprykin acquired from Calgary for Daymond Langkow.
- Sept. 15 Olivier Latendresse signed as a free agent.
- Nov. 20 Jarrod Skalde acquired on loan from Tampa Bay for loan of Jason Jaspers.

2005

- Feb. 10 Jamie Storr acquired on loan from Tampa Bay for loan of Jean-Marc Pelletier.
- Aug. 17 Curtis Joseph signed as a free agent.
- Aug. 23 Mike Leclerc acquired from Anaheim for a conditional draft choice (Steven Kampfer) in 2007.
- Aug. 26 Zbynek Michalek acquired from Minnesota for Erik Westrum and Dustin Wood.
- Oct. 8 Geoff Sanderson and Tim Jackman acquired from Columbus for Jason Chimera, Cale Hulse and Mike Rupp.
- Oct. 15 Brett Hull retired.
- Oct. 18 Jamie Lundmark acquired from NY Rangers for Jeff Taffe.
- Nov. 4 Steve Gainey signed as a free agent.
- Nov. 5 Yanick Lehoux claimed on waivers from Los Angeles.
- Nov. 11 Krystofer Kolanos claimed on waivers by Edmonton.
- Nov. 18 Dave Scatchard acquired from Boston for David Tanabe.

- Nov. 25 Pascal Rheaume, Ray Schultz and Steven Spencer acquired from New Jersey for Brad Ference.
- Nov. 25 Yanick Lehoux claimed on waivers by Los Angeles.
- Nov. 28 Mikael Tellqvist acquired from Toronto for Tyson Nash and 4th round draft choice (Matt Frattin) in 2007.
- Dec. 19 Krystofer Kolanos claimed on waivers from Edmonton.
- Dec. 28 Pavel Brendl acquired from Carolina for Krystofer Kolanos.

2006

- Jan. 20 Dennis Seidenberg acquired from Philadelphia for Petr Nedved.
- Jan. 24 Jeff Taffe acquired from NY Rangers for Martin Sonnenberg.
- Feb. 1 Steven Reinprecht and Philippe Sauve acquired from Calgary for Brian Boucher and Mike Leclerc.
- Mar. 9 Joel Perrault acquired from Anaheim for Sean O'Donnell.
- Mar. 9 Josh Gratton and two 2nd round draft choices (Cory Emerton and Shawn Matthias) in 2006 acquired from Philadelphia for Denis Gauthier.
- Mar. 9 Jamie Rivers acquired from Detroit for 7th round draft choice (Nick Oslund) in 2006.
- Mar. 9 Yanick Lehoux acquired from Los Angeles for Tim Jackman.
- Mar. 9 Jamie Lundmark traded to Calgary for a 4th round draft choice (Doug Rogers) in 2006.
- Mar. 9 Oleg Kvasha and conditional draft choice acquired from NY Islanders for 3rd round choice (Brad Marchand) in 2006.
- Mar. 27 Bill Thomas signed as a free agent.
- May 5 Patrick Fischer signed as a free agent.
- June 26 Nick Boynton and 4th round draft choice (Matt Frattin) in 2007 acquired from Boston for Paul Mara and 3rd round draft choice (Maxime MacEnaver) in 2007.
- July 1 Ed Jovanovski signed as a free agent.
- July 2 Mike Morrison signed as a free agent.
- July 3 Josh Tordjman signed as a free agent.
- July 4 Jeremy Roenick signed as a free agent.
- July 5 Georges Laraque signed as a free agent.
- July 12 Mike Johnson traded to Montreal for a 4th round choice (Vladimir Ruzicka) in 2007.
- July 17 Don MacLean signed as a free agent.
- July 19 Bryan Helmer signed as a free agent.
- July 20 Travis Roche signed as a free agent.
- July 21 Mike Zigomanis signed as a free agent.
- Aug. 16 Owen Nolan signed as a free agent.
- Oct. 29 Yanic Perreault signed as a free agent.
- Oct. 31 Joel Perrault claimed on waivers by St. Louis.
- Nov. 28 Mikael Tellqvist acquired from Toronto for Tyson Nash and 4th round draft choice in 2007.
- Dec. 19 Joel Perrault claimed on waivers from St. Louis.

2007

- Jan. 3 Alexei Kaigodorov acquired from Ottawa for Mike Comrie.
- Jan. 8 Kevyn Adams acquired from Carolina for Dennis Seidenberg.
- Feb. 12 Mathias Tjarnqvist and 1st round draft choice (Riley Nash) in 2007 acquired from Dallas for Ladislav Nagy.
- Feb. 27 Brendan Bell and 2nd round draft choice in 2008 from Toronto for Yanic Perreault and 5th round draft choice in 2008.
- Feb. 27 Oleg Saprykin and 7th round draft choice (Torrie Jung) in 2007 traded to Ottawa for 2nd round draft choice in 2008.
- Feb. 27 Niko Kapanen claimed off waivers from Atlanta.
- Feb. 27 Daniel Carcillo and 3rd round draft choice in 2008 acquired from Pittsburgh for Georges Laraque.
- Mar. 15 Alex Leavitt signed as a free agent.
- July 9 Mike York signed as a free agent.
- July 9 Joey Tenute signed as a free agent.
- July 9 John DiSalvatore signed as a free agent.
- July 13 Tomas Surovy signed as a free agent.
- July 19 David Aebischer signed as a free agent.
- July 19 Craig Weller signed as a free agent.
- July 19 David Schlemko signed as a free agent.
- July 20 Matt Murley signed as a free agent.
- July 23 Ryan Caldwell signed as a free agent.
- Aug. 9 Joel Perrault signed to a one-year contract.
- Aug. 11 Radim Vrbata acquired from Chicago for Kevyn Adams.
- Aug. 13 Alex Auld signed as a free agent.
- Aug. 29 Keith Ballard signed to a two-year contract.
- Oct. 8 Freddy Meyer claimed off waivers from NY Islanders.

2007

- Nov. 10 Freddy Meyer claimed off waivers by NY Islanders
- Nov. 17 Ilya Bryzgalov claimed off waivers from Anaheim.
- Nov. 23 David Aebischer loaned to HC Lugano (Swiss National League A).
- Dec. 6 Nate DiCasmirro and a 5th round pick in the 2009 NHL Entry Draft acquired from Boston in exchange for Alex Auld.

2008

- Jan. 23 Ilya Bryzgalov signed to a three-year contract.
- Feb. 8 Pete Vandermeer signed as a free agent.
- Feb. 26 Marcel Hossa and Al Montoya acquired from NY Rangers in exchange for Fredrik Sjostrom, David LeNeveu, Josh Gratton and a conditional draft pick.
- Mar. 31 Kyle Turris signed to entry-level contract.
- Apr. 2 Nick Ross signed to entry-level contract.
- Apr. 13 Chad Kolarik signed to entry-level contract.
- Apr. 14 Kevin Porter signed to entry-level contract.
- Apr. 28 Brett MacLean signed to entry-level contract
- May 20 Jonas Ahnelov signed to entry-level contract.
- June 20 Olli Jokinen acquired from Florida in exchange for Keith Ballard, Nick Boynton and 2nd round draft choice in 2008 .
- June 25 Brian McGrattan acquired from Ottawa in exchange for a 5th round pick in 2009.
- July 1 Kurt Sauer signed as a free agent.
- July 1 Todd Fedoruk signed as a free agent
- July 1 Mikkel Boedker signed to entry-level contract.
- July 1 Viktor Tikhonov signed to entry-level contract.
- July 2 Drew Fata signed as a free agent.
- July 2 Derek Nesbitt signed as a free agent.
- July 2 David Spina signed as a free agent.
- July 2 Al Montoya signed to a two-year contract.
- July 3 David Hale signed as a free agent.
- July 3 Matt Jones signed a two-year contract.
- July 3 Francis Lessard signed as a free agent.
- July 3 Brian McGrattan signed a one-year contract.
- July 15 Jeff Hoggan signed as a free agent.
- July 15 Ryan Lannon signed as a free agent.
- July 18 Garth Murray signed as a free agent.
- July 22 Daniel Carcillo signed to a two-year contract.
- Aug. 14 Joel Perrault signed to a two-year contract.
- Sept. 12 Sean Zimmerman acquired from New Jersey in exchange for Kevin Cormier
- Oct. 9 Mike Zigomanis traded to Pittsburgh in exchange for future considerations
- Oct. 28 Ken Klee claimed off waivers from Anaheim
- Nov. 3 Alexander Nikulin acquired from Ottawa in exchange for Drew Fata
- Nov. 25 Wyatt Smith acquired from Tampa Bay in exchange for future considerations
- Dec. 3 Joakim Lindstrom acquired from Anaheim in exchange for Logan Stephenson

2009

- Mar. 4 Mikael Tellqvist traded to Buffalo in exchange for a 4th round draft choice in 2010
- Mar. 4 Matthew Lombardi, Brandon Prust and a conditional 1st round draft choice acquired from Calgary in exchange for Olli Jokinen and a 3rd round draft choice in 2009
- Mar. 4 Scottie Upshall and a 2nd round draft choice in 2011 acquired from Philadelphia in exchange for Daniel Carcillo
- Mar. 4 Nigel Dawes, Dmitri Kalinin and Petr Prucha acquired from NY Rangers in exchange for Derek Morris
- Mar. 20 Jeff May signed as a free agent; assigned to San Antonio (AHL)
- Apr. 13 Justin Bernhardt signed to entry-level contract
- June 19 Stefan Meyer acquired from Florida in exchange for the rights to Steven Reinprecht
- June 19 Petr Prucha signed to a two-year contract
- June 27 Jim Vandermeer acquired from Calgary in exchange for Brandon Prust
- June 27 Sami Lepisto acquired from Washington in exchange for a 5th round draft choice in 2010
- June 27 Shaun Heshka acquired from Vancouver in exchange for a seventh round draft choice in 2009
- July 1 Vernon Fiddler signed as a free agent
- July 1 Jason LaBarbera signed as a free agent
- July 2 Adrian Aucoin signed as a free agent

- July 13 Lauri Korpikoski acquired from NY Rangers in exchange for Enver Lisin
- July 16 Keith Yandle signed to a two-year contract
- July 21 Radim Vrbata acquired from Tampa Bay in exchange for Todd Fedoruk and David Hale
- July 28 Scottie Upshall signed to a one-year contract
- Sept. 2 Taylor Pyatt signed as a free agent
- Sept. 28 Ryan Hollweg signed as a free agent
- Sept. 28 Matt Watkins signed to entry level contract
- Sept. 29 Robert Lang signed as a free agent
- Sept. 30 Paul Bissonnette claimed off waivers from Pittsburgh
- Oct. 1 Colin Long signed to entry level contract
- Nov. 28 Viktor Tikhonov loaned to Cherepovets (KHL - Russia)
- Dec. 9 Michael Stone signed to entry level contract
- Dec. 21 Anders Eriksson signed to contract

2010

- Mar. 3 Wojtek Wolski acquired from Colorado for Peter Mueller and Kevin Porter
- Mar. 3 Derek Morris acquired from Boston for a conditional draft choice in the 2011 Entry Draft
- Mar. 3 Lee Stempniak acquired from Toronto for Matt Jones and a 4th and 7th round choice in the 2010 Entry Draft
- Mar. 3 Mathieu Schneider acquired from Vancouver for Sean Zimmerman and a conditional draft choice in the 2010 Entry Draft
- Mar. 3 Petteri Nokelainen acquired from Anaheim for 6th round draft choice in the 2011 Entry Draft
- Mar. 3 Alexandre Picard acquired from Columbus for Chad Kolarik
- Mar. 3 Miika Wiikman and a 7th round choice in the 2011 Entry Draft acquired from NY Rangers for Anders Eriksson
- Mar. 13 Viktor Tikhonov recalled from Cherepovets (KHL)
- Mar. 31 Chris Summers signed to an entry level contract
- Apr. 2 Mathieu Brodeur signed to an entry level contract
- May 3 Maxim Goncharov signed to entry level contract
- May 13 Acquired a 5th round draft choice in the 2010 Entry Draft from Carolina for the rights to prospect Jared Staal
- May 24 Oliver Ekman-Larsson signed to entry level contract
- June 9 Scottie Upshall signed to a one-year contract
- June 10 David Schlemko signed to a one-year contract
- June 10 Ryan Hollweg signed to a one-year contract
- June 17 Adrian Aucoin signed to a two-year contract
- June 21 Taylor Pyatt signed to a two-year contract
- June 28 Wojtek Wolski signed to a two-year contract
- June 28 Daniel Winnik traded to Colorado for 4th round choice in the 2012 Entry Draft
- June 29 Sami Lepisto signed to one-year contract
- June 30 Patrick O'Sullivan acquired from Edmonton for Jim Vandermeer; O'Sullivan's contract bought out
- July 1 Ray Whitney signed as a free agent
- July 1 Derek Morris signed to a four-year contract
- July 1 Petteri Nokelainen's contract is bought out
- July 2 Andrew Ebbett signed as a free agent
- Sept. Eric Belanger signed as a free agent
- Sept. Lee Stempniak signed to a two-year contract
- Oct. 8 Brandon Gormley signed to an entry-level contract
- Dec. 16 Tom Fenton signed to an emergency contract

2011

- Jan. 10 Acquired Michal Rozsival from the New York Rangers in exchange for Wojtek Wolski
- Feb. 9 Acquired a 6th round draft choice in the 2011 Entry Draft from the New York Islanders in exchange for Al Montoya
- Feb. 28 Acquired Rostislav Klesa and Dane Byers from the Columbus Blue Jackets in exchange for Scottie Upshall and Sami Lepisto
- Apr. 2 Andy Miele (Miami, OH) signed to an entry-level contract
- Apr. 6 Mark Visentin signed to an entry-level contract
- Apr. 22 Brett Hextall signed to an entry-level contract
- May 8 Acquired Ethan Werek from the New York Rangers in exchange for Oscar Lindberg
- May 19 Ethan Werek signed to an entry-level contract
- May 20 Petteri Nokelainen signed to a one-year contract
- June 1 Jordan Szwarz signed to an entry-level contract
- June 1 Louis Domingue signed to an entry-level contract
- June 2 Justin Weller signed to an entry-level contract
- June 6 Jason LaBarbera signed to a two-year contract

2011

- June 7 Acquired Matt Clackson, a 3rd round draft choice in the 2012 Entry Draft and future considerations from the Philadelphia Flyers in exchange for the negotiating rights to Ilya Bryzgalov
- July 1 Mike Smith signed as a free agent
- July 1 Raffi Torres signed as a free agent
- July 1 Boyd Gordon signed as a free agent
- July 1 Radim Vrbata re-signed to a three-year contract
- July 2 Alex Bolduc signed as a free agent
- July 4 Curtis McElhinney signed as a free agent
- July 4 Tyler Eckford signed as a free agent
- July 5 Keith Yandle re-signed to a five-year contract
- July 6 Dean Arsene signed as a free agent
- July 6 Nathan Ostrick signed as a free agent
- July 6 Matt Watkins re-signed to a one-year contract
- July 19 Kyle Chipchura signed as a free agent
- July 19 Marc-Antoine Pouliot signed to a one-year contract
- July 19 Mathieu Beaudoin signed to a one-year contract
- July 19 Brett MacLean signed to a one-year contract
- July 20 Lauri Korpikoski re-signed to a two-year contract
- July 27 Justin Pogge signed to a one-year contract
- July 28 Connor Murphy signed to an entry-level contract
- Aug. 4 Patrick O'Sullivan signed to a one-year contract
- Aug. 10 Viktor Tikhonov signed to a one-year contract
- Aug. 18 Mikkel Boedker re-signed to a two-year contract
- Aug. 29 Acquired Daymond Langkow from the Calgary Flames in exchange for Lee Stempniak
- Sept. 8 Marc Cheverie acquired from the Florida Panthers in exchange for Justin Bernhardt
- Oct. 5 Paul Bissonnette signed to a two-year contract extension
- Oct. 6 Martin Hanzal signed to a five-year contract extension
- Oct. 23 Brock Trotter and a 7th round choice in the 2012 Entry Draft acquired from the Montreal Canadiens in exchange for Petteri Nokelainen and Garrett Stafford
- Oct. 28 Cal O'Reilly acquired from the Nashville Predators in exchange for a 4th round selection in the 2012 Entry Draft
- Nov. 22 Kyle Turriss re-signed to a multi-year contract
- Dec. 17 David Rundblad and a 2nd round selection in the 2012 Entry Draft acquired from the Ottawa Senators in exchange for Kyle Turriss

2012

- Jan. 2 Raffi Torres suspended two games
- Jan. 10 Gilbert Brule claimed off re-entry waivers from the Edmonton Oilers
- Jan. 12 Cal O'Reilly placed on waivers
- Feb. 1 Cal O'Reilly claimed on re-entry waivers by the Pittsburgh Penguins
- Feb. 22 Antoine Vermette acquired from the Columbus Blue Jackets in exchange for a 2nd round selection (previously acquired from OTT) in the 2012 Entry Draft, a 5th round selection the 2013 Entry Draft and goaltender Curtis McElhinney
- Mar. 2 Brendan Shinnimin signed to a three-year entry level contract
- Mar. 21 Shane Doan suspended three games
- Mar. 23 Scott Arnold signed to a two-year entry level contract
- Mar. 29 Chris Brown signed to a three-year entry level contract
- Mar. 29 Mike Lee signed to a three-year entry level contract
- Apr. 21 Raffi Torres suspended 25 games
- Apr. 30 Mark Louis signed to a one-year contract
- May 29 Phil Lane signed to a three-year entry level contract
- June 22 Zbynek Michalek acquired from the Pittsburgh Penguins in exchange for defenseman Harrison Ruopp, goaltender Marc Cheverie and the 81st selection in the 2012 Entry Draft
- June 29 Andy Miele re-signed to a one-year contract
- July 1 Dave Moss signed to a two-year contract
- July 1 Chad Johnson signed to a one-year contract
- July 2 Alexandre Bolduc re-signed to a one-year contract
- July 2 Chris Conner signed to a one-year contract
- July 2 Raffi Torres' suspension reduced to 21 games
- July 3 Rob Klinkhammer signed to a one-year contract
- July 4 Steve Sullivan signed to a one-year contract
- July 6 Kyle Chipchura re-signed to a one-year contract
- July 11 Joel Rechlicz signed to a one-year contract
- July 12 Nick Johnson signed to a one-year contract
- July 18 Chris Summers re-signed to a one-year contract
- Sept. 14 Shane Doan re-signed to a four-year contract

2013

- Jan. 16 Matthew Lombardi acquired from the Toronto Maple Leafs in exchange for the 4th round draft choice in the 2014 NHL Entry Draft
- Feb. 25 David Schlemko re-signed to a two-year contract
- Mar. 6 Mathieu Brisebois signed to a three-year entry level contract
- Mar. 8 Darian Dziurzynski signed to a two-year entry level contract
- Mar. 11 Henrik Samuelsson signed to a three-year entry level contract
- Mar. 15 Oliver Ekman-Larsson signed to a six-year contract
- Mar. 29 Tobias Rieder acquired from the Edmonton Oilers in exchange for Kale Kessy
- Apr. 3 Acquired a 3rd round draft choice in the 2013 NHL Entry Draft from the San Jose Sharks in exchange for Raffi Torres
- Apr. 3 Brandon McMillan acquired from the Anaheim Ducks in exchange for Matthew Lombardi
- Apr. 3 Acquired a 7th round draft choice in the 2014 NHL Entry Draft from the New Jersey Devils in exchange for Steve Sullivan
- Apr. 15 Tobias Rieder signed to a three-year entry level contract
- May 16 Rob Klinkhammer re-signed to a two-year contract
- May 29 James Melindy signed to a three-year entry level contract
- July 1 Mike Smith re-signed to a six-year contract
- July 5 Mike Ribeiro signed to a four-year contract
- Lauri Korpikoski re-signed to a four-year contract
- Thomas Greiss signed to a one-year contract
- Michael Stone re-signed to a three-year contract
- Chris Summers re-signed to a one-year contract
- Kyle Chipchura re-signed to a three-year contract
- Andy Miele re-signed to a one-year contract
- July 8 Tim Kennedy signed to a one-year contract
- July 22 David Rundblad signed to a two-year contract
- July 25 Signed Brandon McMillan to a one-year contract
- July 30 Signed Mark Louis to a two-year two-way contract
- Aug. 1 Signed Mathieu Brodeur to a one-year two-way contract
- Sept. 6 Signed Brett Hextall to a one-year two-way contract
- Sept. 7 Re-signed Mikkel Boedker to a two-year contract
- Oct. 13 Signed Jeff Halpern to a one-year contract
- Nov. 4 Signed Tyler Gaudet to a three-year entry-level contract
- Nov. 29 Signed Gilbert Brule to a one-year contract

2014

- Mar. 4 Traded David Rundblad and Mathieu Brisebois to Chicago in exchange for a 2nd round pick in the 2014 Entry Draft
- Mar. 4 Acquired Martin Erat and John Mitchell from Washington in exchange for Rostislav Klesla, Chris Brown and a 4th round pick in the 2015 Entry Draft
- Mar. 19 Signed Greg Carey to a one-year entry-level contract
- Apr. 7 Signed Justin Hache to a three-year entry-level contract
- Apr. 12 Signed Dan O'Donoghue to a two-year entry-level contract
- May 8 Signed Marek Langhamer to a three-year entry-level contract
- May 12 Signed Chris Summers to a two-year contract
- June 27 Initiated a buyout of the three remaining years of Mike Ribeiro's contract
- June 29 Acquired Sam Gagner and B.J. Crombeen from Tampa Bay in exchange for a sixth round draft choice in the 2015 NHL Entry Draft
- July 1 Signed Devan Dubnyk to a one-year contract
- Signed Joe Vitale to a three-year contract
- Signed Alexandre Bolduc, Justin Hodgman, Andrew Campbell, Dylan Reese and Mike McKenna to one-year two-way contracts
- Signed Dave Moss to a one-year contract
- July 11 Signed Brandon McMillan to a one-year two-way contract
- July 15 Signed Jordan Szwarz to a two-year two-way contract
- July 18 Signed Brendan Perlini to a three-year entry-level contract
- Oct. 5 Signed Laurent Dauphin to a three-year entry-level contract
- Dec. 5 Acquired Philip Samuelsson from the Pittsburgh Penguins in exchange for Rob Klinkhammer and a conditional fifth round choice in the 2016 Entry Draft

2015

- Jan. 3 David Schlemko claimed off waivers by the Dallas Stars
- Jan. 14 Traded Devan Dubnyk to the Minnesota Wild in exchange for a third round choice in the 2015 Entry Draft
- Feb. 11 Claimed Mark Arcobello off waivers from the Pittsburgh Penguins
- Feb. 12 Brandon McMillan claimed off waivers by the Vancouver Canucks
- Feb. 28 Acquired Klas Dahlbeck and a first round selection in the 2015 Entry Draft from the Chicago Blackhawks in exchange for Antoine Vermette

2015

Mar. 1 Acquired Anthony Duclair, John Moore, a first round draft choice in the 2016 Entry Draft and a second round choice in the 2015 Entry Draft from the New York Rangers in exchange for Keith Yandle and Chris Summers and a fourth round draft choice in the 2016 Entry Draft

Mar. 2 Acquired Maxim Letunov from the St. Louis Blues in exchange for Zbynek Michalek and a conditional third round draft choice in the 2015 Entry Draft

Mar. 2 Acquired David Leggio from the New York Islanders in exchange for Mark Louis

Mar. 2 Claimed Craig Cunningham (BOS) and Tye McGinn (SJS) off waivers

Apr. 10 Signed Ryan MacInnis to a three-year entry-level contract

Apr. 16 Signed Christian Dvorak to a three-year entry-level contract

May 28 Signed Matthias Plachta to a one-year entry-level contract

June 27 Acquired Nicklas Grossmann and the contract of Chris Pronger from Philadelphia in exchange for Sam Gagner and a conditional fourth round draft choice in 2016 or a third round draft choice in 2017

June 30 Acquired Boyd Gordon from Edmonton in exchange for Lauri Korpikoski

June 30 Signed Craig Cunningham to a one-year two-way contract

July 1 Signed Antoine Vermette to a two-year contract

July 1 Signed Zbynek Michalek to a two-year contract

July 1 Signed Anders Lindback to a one-year contract

July 1 Signed Brad Richardson to a three-year contract

July 1 Signed Steve Downie to a one-year contract

July 1 Signed Dustin Jeffrey to a one-year two-way contract

July 1 Signed Dylan Reese to a one-year two-way contract

July 1 Signed Dakota Mermis to a three-year entry-level contract

July 2 Signed Alex Grant to a one-year two-way contract

July 3 Signed Derek Smith to a one-year two-way contract

July 3 Signed Eric Selleck to a one-year two-way contract

July 6 Signed Dylan Strome to a three-year entry-level contract

July 7 Signed Mikkel Boedker to a one-year contract

July 10 Signed John Scott to a one-year contract

July 15 Signed Philip Samuelsson to a one-year two-way contract

July 15 Signed Brendan Shinnimin to a one-year two-way contract

July 20 Signed Klas Dahlbeck to a one-year two-way contract

July 20 Signed Jordan Martinook to a two-year two-way contract

July 23 Signed Michael Bunting to a three-year entry-level contract

July 29 Signed Niklas Treutle to a one-year entry-level contract

Aug. 4 Signed Brandon Gormley to a one-year two-way contract

Aug. 24 Signed Christian Fischer to a three-year entry-level contract

Sept. 3 Signed forward Nick Merkley to a three-year entry-level contract

Sept. 4 Signed goalie Louis Domingue to a one-year contract

Sept. 9 Acquired defenseman Stefan Elliott from the Colorado Avalanche in exchange for defenseman Brandon Gormley

Sept. 14 Signed defenseman Stefan Elliott to a one-year contract

Oct. 2 Signed defenseman Corey Potter to a one-year contract

Dec. 6 Claimed forward Viktor Tikhonov off waivers from the Chicago Blackhawks

Dec. 15 Acquired forward Christian Thomas from the Montreal Canadiens in exchange for forward Lucas Lessio

Dec. 22 Signed forward Conor Garland to a three-year entry-level contract

Dec. 26 Signed forward Dysin Mayo to a three-year entry-level contract

2016

Jan. 13 Claimed defenseman Kevin Connauton off waivers from the Columbus Blue Jackets

Jan. 15 Acquired defenseman Victor Bartley from the Nashville Predators in exchange for defenseman Stefan Elliott

Jan. 15 Acquired defenseman Jarred Tinordi and forward Stefan Fournier from the Montreal Canadiens in exchange for forward John Scott and defenseman Victor Bartley

Feb. 27 Claimed forward Jiri Sekac off waivers from the Chicago Blackhawks

Feb. 29 Acquired forwards Alex Tanguay and Conner Bleackley and defenseman Kyle Wood from Colorado Avalanche in exchange for forward Mikkel Boedker

Feb. 29 Acquired forward Sergei Plotnikov from Pittsburgh Penguins in exchange for forward Matthias Plachta and a conditional 7th round draft choice in the 2017 Entry Draft

Feb. 29 Acquired forward Matia Marcantuoni from the Pittsburgh Penguins in exchange for forwards Dustin Jeffrey and Dan O'Donoghue and defenseman James Melindy

Feb. 29 Traded defenseman Corey Potter to the Nashville Predators in exchange

for future considerations

Mar. 28 Signed defenseman Kyle Wood to a three-year entry-level contract

Apr. 5 Signed goalie Adin Hill to a three-year entry-level contract

June 16 Acquired the negotiating rights to defenseman Alex Goligoski from Dallas in exchange for a 5th round draft choice in the 2016 Entry Draft

June 17 Signed forward Craig Cunningham to a one-year, two-way contract

June 20 Acquired the San Jose Sharks' 2016 4th round draft choice and their 2017 3rd round draft choice in exchange for forward Maxim Letunov and a 2017 6th round draft choice

June 22 Signed defenseman Alex Goligoski to a five-year contract

June 24 Acquired the Detroit Red Wings' 2016 1st round draft choice and forward Pavel Datsyuk in exchange for the team's 2016 1st round draft choice (from NYR), a 2016 2nd round pick (from COL) and forward Joe Vitale

June 25 Acquired defenseman Anthony DeAngelo from the Tampa Bay Lightning in exchange for the team's 2nd round draft choice

June 27 Signed goalie Louis Domingue to a multi-year contract

July 1 Signed Jamie McGinn to a three-year contract

July 1 Signed Kevin Connauton to a two-year contract

July 1 Signed Justin Peters to a one-year, two-way contract

July 1 Signed Jamie McBain, Jarred Tinordi and Garret Ross to one-year, two-way contracts

July 1 Signed Klas Dahlbeck to a one-year contract

July 1 Signed Chris Mueller to a one-year, two-way contract

July 1 Signed Ryan White to a one-year contract

July 12 Signed Shane Doan to a one-year contract

July 15 Signed Tyler Gaudet to a one-year, two-way contract

July 22 Signed Stefan Fournier to a one-year, two-way contract

July 23 Signed Luke Schenn to a two-year contract

July 28 Signed Connor Murphy to a six-year contract

July 28 Signed Michael Stone to a one-year contract

July 30 Signed Jakob Chychrun to an entry-level contract

Aug 16 Signed Radim Vrbata to a one-year contract

Aug 25 Acquired forwards Lawson Crouse and Dave Bolland from the Florida Panthers in exchange for Arizona's 2017 conditional third round pick and 2018 conditional second round pick.

Oct 4 Signed forward Tobias Rieder to a two-year contract

Oct 6 Signed defenseman Jalen Smereck to entry-level contract

Oct 13 Signed forward Lane Pederson to entry-level contract

Oct 31 Signed defenseman Kyle Capobianco to entry-level contract

Dec 9 Acquired forward Peter Holland from Toronto in exchange for a 2018 conditional draft choice

Dec 11 Claimed forward Josh Jooris off waivers from the New York Rangers

2017

Jan 2 Claimed forward Alexander Burmistrov off waivers from Winnipeg

Feb 20 Acquired a 2017 third round draft choice and a conditional 2018 fifth round draft from Calgary in exchange for defenseman Michael Stone

Feb 26 Acquired a 2017 first round draft choice, a 2018 second round draft choice, a 2019 conditional fourth round draft choice and forward Grayson Downing from Minniesota in exchange for forwards Martin Hanzal and Ryan White and a 2017 fourth round draft choice

Feb 27 Acquired forward Teemu Pulkkinen from Minnesota in exchange for future considerations

Mar 26 Signed forward Clayton Keller to an entry-level contract

Apr 12 Signed forward Jens Looke to an entry-level contract

Apr 15 Signed goalie Hunter Miska to an entry-level contract

May 1 Signed defenseman Cam Dineen to an entry-level contract

May 16 Signed forward Mario Kempe to a one-year contract

June 16 Acquired forward Nick Cousins and goalie Merrick Madsen from Philadelphia in exchange for forward Brendan Warren and a 2018 fifth round draft choice

June 17 Acquired defenseman Brandon Hickey, goalie Chad Johnson and a conditional third round draft choice from Calgary in exchange for goalie Mike Smith

June 23 Acquired defenseman Niklas Hjalmrsson from Chicago in exchange for defenseman Connor Murphy and forward Laurent Dauphin

June 23 Acquired forward Derek Stepan and goalie Antti Raanta from the New York Rangers in exchange for defenseman Anthony DeAngelo and Arizona's 2017 first round draft choice

July 1 Signed defenseman Adam Clendening to a one-year contract

July 1 Signed forward Nick Cousins to a one-year contract

July 1 Signed forward Zac Rinaldo and Michael Siso and defenseman Andrew Campbell and Joel Hanley to one-year contracts

2017

- July 4 Signed forward Michael Latta to a one-year contract
- July 5 Signed forward Emerson Etem to a one-year contract
- July 22 Signed forward Jordan Martinook to a two-year contract
- July 22 Signed forward Tyler Gaudet to a one year, two-way contract
- July 24 Signed goaltender Marek Langhamer to a one year, two-way contract
- Sept 3 Signed forward Anthony Duclair to a one-year contract
- Sept 17 Acquired defenseman Jason Demers from the Florida Panthers in exchange for forward Jamie McGinn
- Oct 28 Acquired goaltender Scott Wedgewood from the New Jersey Devils in exchange for Calgary's 2018 fifth round draft choice
- Nov 14 Acquired forward Tye McGinn and goaltender Michael Leighton from the Tampa Bay Lightning in exchange for goaltender Louis Domingue
- Dec 4 Signed defenseman Pierre-Olivier Joseph to a three-year entry-level contract
- Dec 14 Acquired forward Ryan Kujawinski from the New Jersey Devils in exchange for forward Michael Latta
- Dec 19 Acquired forward Josh Archibald and goaltender Sean Maguire from the Pittsburgh Penguins in exchange for goaltender Michael Leighton

2018

- Jan 4 Claimed forward Freddie Hamilton off waivers from the Calgary Flames
- Jan 10 Acquired forwards Richard Panik and Laurent Dauphin from the Chicago Blackhawks in exchange for forward Anthony Duclair and defenseman Adam Clendening
- Jan 22 Acquired defenseman John Ramage from the Columbus Blue Jackets in exchange for future considerations
- Feb 21 Acquired goaltender Darcy Kuemper from the Los Angeles Kings in exchange for forward Tobias Rieder and goaltender Scott Wedgewood
- Feb 22 Signed goaltender Darcy Kuemper to a two-year contract
- Mar 1 Signed forward Brayden Burke to a three-year entry-level contract
- Mar 6 Signed forward Tyler Steenbergen to a three-year entry-level contract
- Mar 20 Signed goaltender Merrick Madsen to a two-year entry-level contract
- Apr 6 Signed goaltender Antti Raanta to a three-year contract
- Apr 12 Signed defenseman Jordan Gross to a two-year entry-level contract
- May 3 Acquired forward Marcus Kruger and Carolina's 2018 third round draft choice from the Carolina Hurricanes in exchange for forward Jordan Martinook and Arizona's 2018 fourth round draft choice
- May 15 Signed forward David Ullstrom to a one-year, two-way contract
- May 23 Signed defenseman Ilya Lyubushkin to a one-year, two-way contract
- May 28 Signed forward Mario Kempe to a one-year, two-way contract
- June 15 Acquired center Alex Galchenyuk from the Montreal Canadiens in exchange for forward Max Domi
- June 27 Signed defenseman Kevin Connauton to a two-year contract
- July 1 Signed defenseman Oliver Ekman-Larsson to an eight-year contract
- July 1 Signed defenseman Niklas Hjalmarsson to a two-year contract
- July 1 Signed forward Michael Grabner to a three-year contract
- July 3 Signed center Brad Richardson to a two-year contract
- July 6 Signed center Barrett Hayton to a three-year entry-level contract
- July 12 Acquired Vincent Hinostroza, Jordan Oesterle, a 2019 3rd round draft choice and the contract of Marian Hossa from the Chicago Blackhawks in exchange for center Marcus Kruger, forwards MacKenzie Entwistle and Jordan Maletta and defenseman Andrew Campbell and a 2019 5th

- round draft choice
- July 14 Signed forward Michael Bunting, Laurent Dauphin, Hudson Fasching and defenseman Trevor Murphy to one-year, two-way contracts.
- July 18 Acquired defenseman Jacob Graves and a conditional 2019 sixth round draft choice from Columbus in exchange for forward Ryan MacInnis.
- Aug 9 Signed center Christian Dvorak to a six-year contract
- Nov 13 Signed defenseman Jakob Chychrun to a six-year contract
- Nov 25 Acquired center Nick Schmaltz from the Chicago Blackhawks in exchange for center Dylan Strome and forward Brendan Perlini

2019

- Jan 11 Acquired center Jordan Weal from the Philadelphia Flyers in exchange for defenseman Jacob Graves and a 2019 sixth round draft choice
- Feb 8 Acquired center Emil Pettersson from the Nashville Predators in exchange for forwards Laurent Dauphin and Adam Helewka
- Feb 25 Acquired forward Michael Chaput from the Montreal Canadiens in exchange for center Jordan Weal
- Mar 15 Signed defenseman Kevin Bahl to a three-year entry-level contract
- Mar 29 Signed forward Jan Jenik to a three-year entry-level contract
- Mar 30 Signed center Nick Schmaltz to a seven-year contract
- Apr. 5 Signed goaltender Erik Kallgren to a two-year entry-level contract
- June 25 Acquired center Carl Soderberg from the Colorado Avalanche in exchange for defenseman Kevin Connauton and a 2020 third round draft choice
- June 29 Acquired forward Phil Kessel, defenseman Dane Birks and a 2021 fourth round draft choice from the Pittsburgh Penguins in exchange for forward Alex Galchenyuk and defenseman Pierre-Olivier Joseph
- July 2 Signed forward Lawson Crouse to a three-year contract
- July 5 Signed forwards Michael Bunting and Hudson Fasching to two-year, two-way contracts
- July 7 Signed defenseman Victor Soderstrom to a three-year entry-level contract
- Aug 3 Signed goaltender Adin Hill to a one-year, two-way contract
- Sept 4 Signed forward Clayton Keller to eight-year contract extension

GENERAL MANAGERS

YEAR	NAME	GAMES	RECORD	PTS
1979-80	John Ferguson	80	20-49-11	51
1980-81	John Ferguson	80	9-57-14	32
1981-82	John Ferguson	80	33-33-14	80
1982-83	John Ferguson	80	33-39-8	74
1983-84	John Ferguson	80	31-38-11	73
1984-85	John Ferguson	80	43-27-10	96
1985-86	John Ferguson	80	26-47-7	59
1986-87	John Ferguson	80	40-32-8	88
1987-88	John Ferguson	80	33-36-11	77
1988-89	John Ferguson	22	10-8-4	24
	Mike Smith	58	16-34-8	40
1989-90	Mike Smith	80	37-32-11	85
1990-91	Mike Smith	80	26-43-11	63
1991-92	Mike Smith	80	33-32-15	81
1992-93	Mike Smith	84	40-37-7	87
1993-94	Mike Smith	48	17-26-5	39
	John Paddock	36	7-25-4	18
1994-95	John Paddock	48	16-25-7	39
1995-96	John Paddock	82	36-40-6	78
1996-97	John Paddock	29	10-15-4	24
	Bobby Smith	53	28-22-3	59
1997-98	Bobby Smith	82	35-35-12	82
1998-99	Bobby Smith	82	39-31-12	90
*1999-00	Bobby Smith	82	39-31-8-4	90
2000-01	Bobby Smith	58	27-17-12-2	68
	Cliff Fletcher	24	8-10-5-1	22
2001-02	Michael Barnett	82	40-27-9-6	95
2002-03	Michael Barnett	82	31-35-11-5	78
2003-04	Michael Barnett	82	22-36-18-6	68
2005-06	Michael Barnett	82	38-39-5	81
2006-07	Michael Barnett	82	31-46-5	67
2007-08	Don Maloney	82	38-37-7	83
2008-09	Don Maloney	82	36-39-7	79
2009-10	Don Maloney	82	50-25-7	107
2010-11	Don Maloney	82	43-26-13	99
2011-12	Don Maloney	82	42-27-13	97
2012-13	Don Maloney	48	21-18-9	51
2013-14	Don Maloney	82	37-30-15	89
2014-15	Don Maloney	82	24-50-8	56
2015-16	Don Maloney	82	35-39-8	78
2016-17	John Chayka	82	30-42-10	70
2017-18	John Chayka	82	29-41-12	70
2018-19	John Chayka	82	39-35-8	86

*Records for '99-00 are "adjusted" to reflect overtime losses instead of regulation ties.

HEAD COACHES

YEAR	NAME	GAMES	RECORD	PTS
1979-80	Tom McVie	77	19-47-11	49
	Bill Sutherland	3	1-2-0	2
1980-81	Tom McVie	28	1-20-7	9
	Bill Sutherland	29	6-20-3	15
	Mike Smith	23	2-17-4	8
1981-82	Tom Watt	80	33-33-14	80
1982-83	Tom Watt	80	33-39-8	74
1983-84	Tom Watt	21	6-13-2	14
	Barry Long	59	25-25-9	59
1984-85	Barry Long	80	43-27-10	96
1985-86	Barry Long	66	19-41-6	44
	John Ferguson	14	7-6-1	15
1986-87	Dan Maloney	80	40-32-8	88
1987-88	Dan Maloney	80	33-36-11	77
1988-89	Dan Maloney	52	18-25-9	45
	Rick Bowness	28	8-17-3	19
1989-90	Bob Murdoch	80	37-32-11	85
1990-91	Bob Murdoch	80	26-43-11	63
1991-92	John Paddock	80	33-32-15	81
1992-93	John Paddock	84	40-37-7	87
1993-94	John Paddock	84	24-51-9	57
1994-95	John Paddock	33	9-18-6	24
	Terry Simpson	15	7-7-1	15
1995-96	Terry Simpson	82	36-40-6	78
1996-97	Don Hay	82	38-37-7	83
1997-98	Jim Schoenfeld	82	35-35-12	82
1998-99	Jim Schoenfeld	82	39-31-12	90
*1999-00	Bob Francis	82	39-31-8-4	90
2000-01	Bob Francis	82	35-27-17-3	90
2001-02	Bob Francis	82	40-27-9-6	95
2002-03	Bob Francis	82	31-35-11-5	78
2003-04	Bob Francis	62	20-24-15-3	58
	Rick Bowness	20	2-12-3-3	10
2005-06	Wayne Gretzky	82	38-39-5	81
2006-07	Wayne Gretzky	82	31-46-5	67
2007-08	Wayne Gretzky	82	38-37-7	83
2008-09	Wayne Gretzky	82	36-39-7	79
2009-10	Dave Tippett	82	50-25-7	107
2010-11	Dave Tippett	82	43-26-13	99
2011-12	Dave Tippett	82	42-27-13	97
2012-13	Dave Tippett	48	21-18-9	51
2013-14	Dave Tippett	82	37-30-15	89
2014-15	Dave Tippett	82	24-50-8	56
2015-16	Dave Tippett	82	35-39-8	78
2016-17	Dave Tippett	82	30-42-10	70
2017-18	Rick Tocchet	82	29-41-12	70
2018-19	Rick Tocchet	82	39-35-8	86

*Records for '99-00 are "adjusted" to reflect overtime losses instead of regulation ties.

GENERAL MANAGER FRANCHISE TOTALS

NAME	GAMES	RECORD	PTS	PT%
John Ferguson	742	278-366-98	654	.441
Don Maloney	704	326-291-87	739	.525
Mike Smith	430	169-204-57	395	.459
Michael Barnett	410	162-183-38-27	389	.474
Bobby Smith	357	168-136-47-6	389	.545
John Chayka	246	98-118-30	226	.459
John Paddock	195	69-105-21	159	.408
Cliff Fletcher	24	8-10-5-1	22	.458

HEAD COACH FRANCHISE TOTALS

NAME	GAMES	RECORD	PTS	PT%
Dave Tippett	622	282-257-83	647	.520
Bob Francis	390	165-144-60-21	411	.527
Wayne Gretzky	328	143-161-24	310	.473
John Paddock	281	106-138-37	249	.443
Dan Maloney	212	91-93-28	210	.495
Barry Long	205	87-93-25	199	.485
Tom Watt	181	72-85-24	168	.464
Rick Tocchet	164	68-76-20	156	.476
Jim Schoenfeld	164	74-66-24	172	.524
Bob Murdoch	160	63-75-22	148	.463
Tom McVie	105	20-67-18	58	.276
Terry Simpson	97	43-47-7	93	.479
Don Hay	82	38-37-7	83	.506
Rick Bowness	48	10-29-6-3	29	.302
Bill Sutherland	32	7-22-3	17	.266
Mike Smith	23	2-17-4	8	.174
John Ferguson	14	7-6-1	15	.536

ASSISTANT COACHES

YEAR	NAME
1979-80	Bill Sutherland
1980-81	Bill Sutherland
1981-82	Bill Sutherland
1982-83	Bill Sutherland
1983-84	Bill Sutherland, Barry Long, Rick Bowness
1984-85	Bill Sutherland, Rick Bowness
1985-86	Bill Sutherland, Rick Bowness
1986-87	Bill Sutherland, Rick Bowness
1987-88	Bill Sutherland, Rick St. Croix, Bruce Southern
1988-89	Bill Sutherland, Rick St. Croix, Bruce Southern
1989-90	Alpo Suhonen, Clare Drake
1990-91	Clare Drake, Terry Simpson
1991-92	Terry Simpson, Glen Williamson, *Dave Prior
1992-93	Terry Simpson, Glen Williamson, Alpo Suhonen
1993-94	Andy Murray, Zinetula Bilyaletdinov , *Pete Peeters
1994-95	Andy Murray, Terry Simpson, Zinetula Bilyaletdinov, *Pete Peeters
1995-96	Perry Pearn, Randy Carlyle, *Pete Peeters
1996-97	Zinetula Bilyaletdinov, Paul MacLean, *Pete Peeters
1997-98	John Tortorella, Gordie Roberts, *Benoit Allaire
1998-99	John Tortorella, Gordie Roberts, *Benoit Allaire
1999-00	Rick Bowness, Wayne Fleming, *Benoit Allaire
2000-01	Rick Bowness, Pat Conacher, *Benoit Allaire
2001-02	Rick Bowness, Pat Conacher, *Benoit Allaire
2002-03	Rick Bowness, Pat Conacher, *Benoit Allaire
2003-04	Rick Bowness, Pat Conacher, Tom Kurvers, *Benoit Allaire
2005-06	Rick Tocchet, Barry Smith, Rick Bowness, *Grant Fuhr
2006-07	Barry Smith, Ulf Samuelsson, *Grant Fuhr
2007-08	Ulf Samuelsson, Rick Tocchet, *Grant Fuhr
2008-09	Ulf Samuelsson, Doug Sulliman, *Grant Fuhr
2009-10	Ulf Samuelsson, Dave King, Doug Sulliman, *Sean Burke
2010-11	Ulf Samuelsson, Dave King, Doug Sulliman, *Sean Burke
2011-12	Jim Playfair, John Anderson, *Sean Burke
2012-13	Jim Playfair, John Anderson, *Sean Burke
2013-14	Jim Playfair, Newell Brown, *Sean Burke
2014-15	Jim Playfair, Newell Brown, *Sean Burke
2015-16	Jim Playfair, Newell Brown, John Slaney, *Jon Elkin
2016-17	Jim Playfair, Newell Brown, John Slaney, *Jon Elkin
2017-18	John MacLean, Scott Allen, Steve Peters, *Corey Schwab, *Jon Elkin
2018-19	John MacLean, Scott Allen, Steve Peters, *Corey Schwab

* = Goaltending coach

CAPTAINS

YEAR	NAME
1979-80	Lars-Erik Sjoberg
1980-81	Morris Lukowich Scott Campbell (14 games)
1981-82	Dave Christian Barry Long (5 games)
1982-83	Dave Christian Lucien DeBlois (22 games)
1983-84	Lucien DeBlois
1984-85	Dale Hawerchuk
1985-86	Dale Hawerchuk
1986-87	Dale Hawerchuk
1987-88	Dale Hawerchuk
1988-89	Dale Hawerchuk
1989-90	Thomas Steen, Dale Hawerchuk & Randy Carlyle (Co-captains)
1990-91	Thomas Steen & Randy Carlyle (Co-captains)
1991-92	Troy Murray
1992-93	Troy Murray Dean Kennedy
1993-94	Dean Kennedy Keith Tkachuk
1994-95	Keith Tkachuk
1995-96	Kris King
1996-97	Keith Tkachuk
1997-98	Keith Tkachuk
1998-99	Keith Tkachuk
1999-00	Keith Tkachuk
2000-01	Keith Tkachuk (64 games)
2001-02	Teppo Numminen
2002-03	Teppo Numminen
2003-04	Shane Doan
2005-06	Shane Doan
2006-07	Shane Doan
2007-08	Shane Doan
2008-09	Shane Doan
2009-10	Shane Doan
2010-11	Shane Doan Ed Jovanovski (5 games)
2011-12	Shane Doan
2012-13	Shane Doan
2013-14	Shane Doan
2014-15	Shane Doan
2015-16	Shane Doan
2016-17	Shane Doan
2017-18	Assistants only (Oliver Ekman-Larsson, Derek Stepan, Alex Goligoski, Niklas Hjalmarsson, Brad Richardson)
2018-19	Oliver Ekman-Larsson

HOME ATTENDANCE

SEASON	GAMES	TOTAL	AVERAGE	SEASON	GAMES	TOTAL	AVERAGE	SEASON	GAMES	TOTAL	AVERAGE
1979-80	40	527,722	13,193	1996-97	41	639,087	15,587	2014-15	41	547,149	13,345
1980-81	40	523,975	13,099	1997-98	41	631,621	15,405	2015-16	41	545,514	13,305
1981-82	40	528,634	13,216	1998-99	41	637,467	15,548	2016-17	41	536,878	13,094
1982-83	40	511,644	12,791	1999-00	41	614,644	14,991	2017-18	41	540,165	13,041
1983-84	40	482,167	12,054	2000-01	41	583,194	14,224	2018-19	41	580,642	14,162
1984-85	40	510,633	12,766	2001-02	41	539,770	13,165	TOTALS	1551	21,078,088	13,590
1985-86	40	547,778	13,694	2002-03	41	542,404	13,229				
1986-87	40	543,703	13,593	2003-04	41	634,152	15,467				
1987-88	40	507,066	12,677	2005-06	41	638,871	15,582				
1988-89	40	512,635	12,816	2006-07	41	614,519	14,988				
1989-90	40	524,016	13,100	2007-08	41	607,538	14,818				
1990-91	40	517,246	12,931	2008-09	41	609,507	14,866				
1991-92	40	519,625	12,991	2009-10	41	491,558	11,989				
1992-93	41	555,809	13,556	2010-11	40	487,543	12,189				
1993-94	41	545,198	13,298	2011-12	41	509,241	12,421				
1994-95	24	311,822	12,993	2012-13	24	334,165	13,923				
1995-96	41	463,961	11,316	2013-14	41	578,825	13,461				

1979-1996 - Winnipeg

1996-Present - Arizona

YEAR	POSITION	PLAYER
1980	Left Wing	Morris Lukowich
1981	Left Wing	Morris Lukowich
1982	Center	Dale Hawerchuk
1983	Defenseman	Dave Babych
1984	Defenseman	Dave Babych
1985	Defenseman	Randy Carlyle
	Center	Dale Hawerchuk
	Right Wing	Paul MacLean
1986	Center	Dale Hawerchuk
1987	Center	Dale Hawerchuk
1988	Center	Dale Hawerchuk
1989	Defenseman	Dave Ellett
1990	Center	Thomas Steen (represented by LW Doug Smail)
1991	Defenseman	Phil Housley
1992	Defenseman	Phil Housley
1993	Defenseman	Randy Carlyle
	Defenseman	Phil Housley
	Right Wing	Teemu Selanne
1994	Right Wing	Teemu Selanne
1996	Right Wing	Teemu Selanne
1997	Defenseman	Oleg Tverdovsky
	Left Wing	Keith Tkachuk
1998	Left Wing	Keith Tkachuk (North America)
	Goaltender	Nikolai Khabibulin (World)
1999	Center	Jeremy Roenick (North America)
	Left Wing	Keith Tkachuk (North America)
	Goaltender	Nikolai Khabibulin (World)
	Defenseman	Teppo Numminen (World)
	Coach	Jim Schoenfeld (North America)

YEAR	POSITION	PLAYER
2000	Center	Jeremy Roenick (North America)
	Defenseman	Teppo Numminen (World)
2001	Goaltender	Sean Burke (North America)
	Defenseman	Teppo Numminen (World)
2002	Goaltender	Sean Burke (North America)
2003	No Representatives	
2004	Right Wing	Shane Doan
2007	Center	Yanic Perreault
	Defenseman	Ed Jovanovski
2008	Defenseman	Ed Jovanovski
2009	Left Wing	Shane Doan
2011	Defenseman	Keith Yandle
2012	Defenseman	Keith Yandle
2015	Defenseman	Oliver Ekman-Larsson
2017	Goaltender	Mike Smith
2018	Defenseman	Oliver Ekman-Larsson
2019	Right Wing	Clayton Keller
1987	<i>Rendez-Vous '87 replaces NHL All-Star Game</i>	
1995	<i>No NHL All-Star Game due to shortened season</i>	
1998	<i>NHL All-Star Game format changes to North America vs. the World</i>	
2003	<i>NHL All-Star Game format changes to Eastern Conference vs. Western Conference</i>	
2005	<i>No NHL All-Star Game due to cancelled 2004-05 season</i>	
2006	<i>No NHL All-Star Game due to 2006 Olympic Winter Games</i>	
2010	<i>No NHL All-Star Game due to 2010 Olympic Winter Games</i>	
2013	<i>No NHL All-Star Game due to shortened season</i>	
2014	<i>No NHL All-Star Game due to 2014 Olympic Winter Games</i>	

YOUNG STARS / ALL STARS / ALL ROOKIE TEAM

YOUNG STARS GAME

YEAR	POSITION	PLAYER
2002	Center	Krystofer Kolanos (represented by D Paul Mara)
2003	Defenseman	Ossi Vaananen
	Right Wing	Branko Radivojevic
2004	No Representatives	
2007	No Representatives	
2008	Center	Peter Mueller
2009	Right Wing	Mikkel Boedker
2011	Defenseman	Oliver Ekman-Larsson

*NHL Young Stars Game began in the 2001-02 season

- 2005 *No NHL Young Stars Game due to cancelled 2004-05 season*
- 2006 *No NHL Young Stars Game due to 2006 Olympic Winter Games*
- 2010 *No NHL Young Stars Game due to 2010 Olympic Winter Games*
- 2013 *No NHL Young Stars Game due to shortened season*
- 2014 *No NHL Young Stars Game due to 2014 Olympic Winter Games*

ALL STAR TEAMS (POSTSEASON)

YEAR	POS.	PLAYER	TEAM
1984-85	C	Dale Hawerchuk	Second Team
1991-92	D	Phil Housley	Second Team
1992-93	RW	Teemu Selanne	First Team
1994-95	C	Alexei Zhamnov	Second Team
	LW	Keith Tkachuk	Second Team
2009-10	G	Ilya Bryzgalov	Second Team
2011-12	LW	Ray Whitney	Second Team

ALL ROOKIE TEAMS

YEAR	POS.	PLAYER
1987-88	LW	Iain Duncan
1989-90	G	Bob Essensa
1992-93	RW	Teemu Selanne
1993-94	D	Boris Mironov
2017-18	RW	Clayton Keller

*NHL All-Rookie Teams began in the 1982-83 season



HART TROPHY

YEAR	POS.	PLAYER	WINNER
1985	C	Dale Hawerchuk	Runner-Up



VEZINA TROPHY

YEAR	POS.	PLAYER	WINNER
2010	G	Ilya Bryzgalov	Runner-Up



CALDER TROPHY

YEAR	POS.	PLAYER	WINNER
1982	C	Dale Hawerchuk	Winner
1993	RW	Teemu Selanne	Winner
2018	RW	Clayton Keller	Finalist



KING CLANCY TROPHY

YEAR	POS.	PLAYER	WINNER
1996	LW	Kris King	Winner
2010	RW	Shane Doan	Winner
2019	D	Oliver Ekman-Larsson	Finalist



LESTER PATRICK TROPHY

YEAR	POS.	PLAYER	WINNER
1995	LW	Brian Mullen	Winner



JACK ADAMS AWARD

YEAR	COACH	WINNER
1982	Tom Watt	Winner
1985	Barry Long	Runner-Up
1990	Bob Murdoch	Winner
2002	Bob Francis	Winner
2010	Dave Tippett	Winner



LESTER B. PEARSON AWARD

YEAR	POS.	PLAYER	WINNER
2002	G	Sean Burke	Finalist



MARK MESSIER LEADERSHIP AWARD

YEAR	POS.	PLAYER	WINNER
2010	RW	Shane Doan	Finalist
2011	RW	Shane Doan	Finalist
2012	RW	Shane Doan	Winner

GENERAL MANAGER OF THE YEAR AWARD

YEAR	EXECUTIVE	WINNER
2010	Don Maloney	Winner

NHL PLAYER OF THE WEEK

YEAR	WEEK OF	POS.	WINNER
1980-81	Feb. 16	C	Dave Christian
1981-82	Mar. 8	G	Doug Soetaert
	Mar. 22	G	Ed Staniowski
1984-85	Mar. 18	G	Brian Hayward
1986-87	Nov. 16	G	Eidon Reddick
	Mar. 1	C	Dale Hawerchuk
1987-88	Feb. 7	C	Dale Hawerchuk
1988-89	Nov. 20	G	Alain Chevrier
1989-90	Jan. 1	G	Bob Essensa
1990-91	Nov. 4	G	Bob Essensa
	Feb. 3	C	Thomas Steen
1991-92	Nov. 17	G	Bob Essensa
	Feb. 2	G	Bob Essensa
1992-93	Mar. 1	C	Thomas Steen
1993-94	Oct. 25	RW	Teemu Selanne
	Dec. 6	LW	Keith Tkachuk
1995-96	Apr. 1	LW	Keith Tkachuk
1996-97	Mar. 10	G	Nikolai Khabibulin
	Apr. 7	LW	Keith Tkachuk
1997-98	Dec. 15	RW	Mike Gartner
1998-99	Nov. 9-15	G	Jimmy Waite
1999-00	Nov. 22-28	C	Jeremy Roenick
2002-03	Dec. 30-Jan. 5	G	Sean Burke
2003-04	Dec. 29-Jan. 4	G	Brian Boucher
2003-04	Jan. 5-11	G	Brian Boucher
2005-06	Mar. 27-Apr. 2	C	Steven Reinprecht
2009-10	Oct. 12-18	G	Ilya Bryzgalov
2009-10	Jan. 25-31	RW	Shane Doan
2011-12	Feb. 6-12	G	Mike Smith
2011-12	Apr. 2-8	G	Mike Smith
2015-16	Oct. 7-11	G	Mike Smith
2015-16	Dec. 28-Jan. 3	RW	Shane Doan
2017-18	Feb. 12-18	G	Antti Raanta
2017-18	Mar. 26-Apr. 1	G	Antti Raanta
2018-19	Nov. 26-Dec. 2	G	Adin Hill
2018-19	Mar. 25-31	G	Darcy Kuemper

*NHL Player of the Week began in the 1980-81 season

NHL PLAYER OF THE MONTH

YEAR	MONTH	POS.	PLAYER
1984-85	Mar./Apr.	G	Brian Hayward
1992-93	January	RW	Teemu Selanne
1999-00	October	G	Mikhail Shtalenkov
2000-01	October	G	Sean Burke
2001-02	March	G	Sean Burke
2009-10	March	RW	Lee Stempniak
2011-12	February	G	Mike Smith

*NHL Player of the Month began in the 1980-81 season

NHL ROOKIE OF THE MONTH

YEAR	MONTH	POS.	PLAYER
1986-87	January	G	Daniel Berthiaume
1992-93	October	RW	Teemu Selanne
	January	RW	Teemu Selanne
	Mar./Apr.	RW	Teemu Selanne
1999-00	January	C	Trevor Letowski
2001-02	November	C	Krystofer Kolanos
2007-08	January	C	Peter Mueller
2015-16	January	G	Louis Domingue
2017-18	October	LW	Clayton Keller
2017-18	March	LW	Clayton Keller

*NHL Rookie of the Month began in the 1983-84 season

TEAM MVP YEAR	POS.	PLAYER
1996-97	LW	Keith Tkachuk
1997-98	LW	Keith Tkachuk
1998-99	G	Nikolai Khabibulin
1999-00	C	Jeremy Roenick
2000-01	G	Sean Burke
2001-02	G	Sean Burke
2002-03	RW	Mike Johnson
2003-04	RW	Shane Doan
2005-06	G	Curtis Joseph
2006-07	RW	Shane Doan
2007-08	RW	Shane Doan
2008-09	RW	Shane Doan
2009-10	G	Ilya Bryzgalov
2010-11	G	Ilya Bryzgalov
2011-12	G	Mike Smith
2012-13	D	Oliver Ekman-Larsson
2013-14	C	Antoine Vermette
2014-15	D	Oliver Ekman-Larsson
2015-16	D	Oliver Ekman-Larsson
2016-17	RW	Radim Vrbata
2017-18	RW	Clayton Keller
2018-19	G	Darcy Kuemper

LEADING SCORER YEAR	POS.	PLAYER
1996-97	LW	Keith Tkachuk
1997-98	LW	Keith Tkachuk
1998-99	C	Jeremy Roenick
1999-00	C	Jeremy Roenick
2000-01	C	Jeremy Roenick
2001-02	C	Daymond Langkow
2002-03	RW	Mike Johnson
2003-04	RW	Shane Doan
2005-06	RW	Shane Doan
2006-07	RW	Shane Doan
2007-08	RW	Shane Doan
2008-09	RW	Shane Doan
2009-10	LW	Wojtek Wolski
2010-11	RW	Shane Doan
2011-12	LW	Ray Whitney
2012-13	RW	Shane Doan
2013-14	D	Keith Yandle
2014-15	D	Oliver Ekman-Larsson
2015-16	D	Oliver Ekman-Larsson
2016-17	RW	Radim Vrbata
2017-18	RW	Clayton Keller
2018-19	RW	Clayton Keller

MAN OF THE YEAR YEAR	POS.	PLAYER
1996-97	LW	Kris King
1997-98	LW	Jim McKenzie
1998-99	C	Jeremy Roenick
1999-00	C	Jeremy Roenick
2000-01	LW	Brad May
2001-02	RW	Landon Wilson
2002-03	RW	Landon Wilson
2003-04	RW	Shane Doan
	LW	Tyson Nash
	D	Keith Ballard
2005-06	RW	Fredrik Sjostrom
	LW	Josh Gratton
2006-07	D	Derek Morris
2007-08	D	Kurt Sauer
2008-09	D	Jim Vandermeer
2009-10	C	Vernon Fiddler
2010-11	G	Jason LaBarbera
2011-12	LW	Paul Bissonnette
2012-13	RW	David Moss
2013-14	D	Michael Stone
2014-15	D	Michael Stone
2015-16	D	Oliver Ekman-Larsson
2016-17	D	Oliver Ekman-Larsson
2017-18	D	Oliver Ekman-Larsson
2018-19	D	Oliver Ekman-Larsson

JUKKA NIEMINEN MEMORIAL TROPHY (HARDEST WORKING PLAYER) YEAR	POS.	PLAYER
1996-97	RW	Dallas Drake
1997-98	RW	Dallas Drake
1998-99	RW	Rick Tocchet
1999-00	RW	Shane Doan
2000-01	C	Mike Sullivan
2001-02	RW	Shane Doan
2002-03	RW	Shane Doan
2003-04	D	Cale Hulse
2005-06	D	Keith Ballard
2006-07	D	Keith Ballard
2007-08	RW	Shane Doan
2008-09	D	Zbynek Michalek
2009-10	C	Vernon Fiddler
2010-11	LW	Lauri Korpikoski
2011-12	RW	Shane Doan
2012-13	C	Boyd Gordon
2013-14	C	Antoine Vermette
2014-15	RW	Tobias Rieder
2015-16	LW	Jordan Martinook
2016-17	LW	Jordan Martinook
2017-18	C	Nick Cousins
2018-19	D	Niklas Hjalmarsson

THREE-STAR AWARD YEAR	POS.	PLAYER
1996-97	LW	Keith Tkachuk
1997-98	LW	Keith Tkachuk
1998-99	LW	Keith Tkachuk
1999-00	LW	Keith Tkachuk
2000-01	G	Sean Burke
2001-02	G	Sean Burke
2002-03	LW	Ladislav Nagy
2003-04	RW	Shane Doan
2005-06	G	Curtis Joseph
2006-07	RW	Shane Doan
2007-08	G	Ilya Bryzgalov
2008-09	RW	Shane Doan
2009-10	G	Ilya Bryzgalov
2010-11	G	Ilya Bryzgalov
2011-12	G	Mike Smith
2012-13	G	Mike Smith
2013-14	G	Mike Smith
2014-15	G	Mike Smith
2015-16	RW	Shane Doan
2016-17	G	Mike Smith
2017-18	RW	Clayton Keller
2018-19	G	Darcy Kuemper

BETH CHAMPIE MEMORIAL AWARD PRESENTED BY THE COYOTES BOOSTER CLUB YEAR	POS.	PLAYER
2007-08	D	Derek Morris
2008-09	RW	Shane Doan
2009-10	D	Keith Yandle
2010-11	LW	Paul Bissonnette

HOCKEY HALL OF FAME

HHOF MEMBER	YEAR INDUCTED	FRANCHISE AFFILIATION
Bobby Hull	1983 as Player	Player, 1979-80
Wayne Gretzky	1999 as Player	Managing Partner-Head Coach, 2001-2009
Dale Hawerchuk	2001 as Player	Player, 1981-82 to 1989-90
Mike Gartner	2001 as Player	Player, 1996-97 to 1997-98
Grant Fuhr	2003 as Player	Goaltending Coach, 2004-2009
Cliff Fletcher	2004 as Builder	Senior Executive VP, 2001-2007
Paul Coffey	2004 as Player	Special Teams Consultant, 2002-2005
Brett Hull	2009 as Player	Player, 2005-06
Phil Housley	2015 as Player	Player, 1990-93

OLYMPIC GAMES

YEAR	POS.	PLAYER	COUNTRY	FINISH	YEAR	POS.	PLAYER	COUNTRY	FINISH
1980	C	Dave Christian	USA	Gold	1994	LW	Ravil Gusmanov	Russia	4th
	LW	Bengt Lundholm	Sweden	Bronze	1998	LW	Keith Tkachuk	USA	6th
	D	Don Spring	Canada	6th		C	Jeremy Roenick	USA	6th
	D	Tim Watters	Canada	6th		D	Teppo Numminen	Finland	Bronze
1984	LW	Anssi Melametsa	Finland	6th		C	Juha Ylonen	Finland	Bronze
	G	Marc Behrend	USA	7th	2002	D	Danny Markov	Russia	Bronze
1988	D	Tim Watters	Canada	4th		D	Teppo Numminen	Finland	6th
	D	Teppo Numminen	Finland	Silver		D	Ossi Vaananen	Finland	6th
	D	Guy Gosselin	USA	7th		C	Michal Handzus	Slovakia	13th
1992	LW	Petri Skriko	Finland	7th	2006	RW	Shane Doan	Canada	7th
	G	Nikolai Khabibulin	Russia	Gold		D	Dennis Seidenberg	Germany	9th
	D	Sergei Bautin	Russia	Gold	2010	G	Ilya Bryzgalov	Russia	7th
	LW	Evgeny Davydov	Russia	Gold		D	Sami Lepisto	Finland	Bronze
	C	Alexei Zhamnov	Russia	Gold		D	Zbynek Michalek	Czech Republic	5th
	LW	Keith Tkachuk	USA	4th	2014	G	Mike Smith	Canada	Gold
	D	Moe Mantha	USA	4th		D	Oliver Ekman-Larsson	Sweden	Silver
	RW	Teemu Selanne	Finland	7th		LW	Lauri Korpikoski	Finland	Bronze
	RW	Hannu Jarvenpaa	Finland	7th		D	Zbynek Michalek	Czech Republic	6th
						C	Martin Hanzal	Czech Republic	6th

SEASON OPENERS

SEASON	SITE	DATE	OPP.	RESULT
1979-80	Road	Oct. 10	at Pittsburgh	4-2 L
1980-81	Road	Oct. 10	at Washington	4-1 L
1981-82	Home	Oct. 6	vs. Toronto	6-1 L
1982-83	Home	Oct. 6	vs. Minnesota	5-4 L
1983-84	Home	Oct. 5	vs. Detroit	6-6 T
1984-85	Home	Oct. 14	vs. Toronto	5-2 W
1985-86	Road	Oct. 10	at Edmonton	4-3 L
1986-87	Home	Oct. 9	vs. Buffalo	3-2 W
1987-88	Road	Oct. 10	at Calgary	5-1 W
1988-89	Road	Oct. 6	at Vancouver	2-2 T
1989-90	Home	Oct. 6	vs. NY Rangers	4-1 L
1990-91	Home	Oct. 4	vs. Toronto	7-1 W
1991-92	Home	Oct. 4	vs. Los Angeles	6-3 L
1992-93	Home	Oct. 6	vs. Detroit	4-1 W
1993-94	Home	Oct. 6	vs. Washington	6-4 W
1994-95	Home	Jan. 20	vs. Calgary	3-3 T
1995-96	Home	Oct. 7	vs. Dallas	7-5 W
1996-97	Road	Oct. 5	at Hartford	1-0 L
1997-98	Home	Oct. 1	vs. Chicago	6-2 W
1998-99	Home	Oct. 11	vs. Ottawa	4-1 L

HOME OPENERS

SEASON	DATE	OPPONENT	RESULT
1979-80	Oct. 14	vs. Colorado	4-2 W
1980-81	Oct. 17	vs. Chicago	6-2 W
1981-82	Oct. 6	vs. Toronto	6-1 L
1982-83	Oct. 6	vs. Minnesota	5-4 L
1983-84	Oct. 5	vs. Detroit	6-6 T
1984-85	Oct. 14	vs. Toronto	5-2 W
1985-86	Oct. 13	vs. Quebec	5-2 L
1986-87	Oct. 9	vs. Buffalo	3-2 W
1987-88	Oct. 12	vs. Calgary	3-2 W
1988-89	Oct. 14	vs. Vancouver	4-3 W
1989-90	Oct. 6	vs. NY Rangers	4-1 L
1990-91	Oct. 4	vs. Toronto	7-1 W
1991-92	Oct. 4	vs. Los Angeles	6-3 L
1992-93	Oct. 6	vs. Detroit	4-1 W
1993-94	Oct. 6	vs. Washington	6-4 W
1994-95	Jan. 20	vs. Calgary	3-3 T
1995-96	Oct. 7	vs. Dallas	7-5 W
1996-97	Oct. 10	vs. San Jose	4-1 W
1997-98	Oct. 1	vs. Chicago	6-2 W
1998-99	Oct. 11	vs. Ottawa	4-1 L

ROAD OPENERS

SEASON	DATE	OPPONENT	RESULT
1979-80	Oct. 10	at Pittsburgh	4-2 L
1980-81	Oct. 10	at Washington	4-1 L
1981-82	Oct. 14	at Edmonton	4-2 W
1982-83	Oct. 9	at Detroit	8-0 W
1983-84	Oct. 12	at Pittsburgh	4-3 W
1984-85	Oct. 17	at Calgary	7-4 L
1985-86	Oct. 10	at Edmonton	4-3 L
1986-87	Oct. 16	at Hartford	4-4 T
1987-88	Oct. 10	at Calgary	5-1 W
1988-89	Oct. 6	at Vancouver	2-2 T
1989-90	Oct. 10	at Pittsburgh	5-1 L
1990-91	Oct. 6	at Edmonton	3-3 T
1991-92	Oct. 10	at San Jose	5-4 W
1992-93	Oct. 8	at San Jose	4-3 L
1993-94	Oct. 9	at Dallas	3-3 T
1994-95	Jan. 25	at San Jose	4-0 L
1995-96	Oct. 11	at NY Rangers	6-4 L
1996-97	Oct. 5	at Hartford	1-0 L
1997-98	Oct. 3	at St. Louis	7-2 L
1998-99	Oct. 22	at Dallas	2-1 L
1999-00	Oct. 2	at St. Louis	2-1 W

SEASON	SITE	DATE	OPP.	RESULT
1999-00	Road	Oct. 2	at St. Louis	2-1 W
2000-01	Home	Oct. 5	vs. St. Louis	4-1 W
2001-02	Road	Oct. 4	at Los Angeles	2-2 T
2002-03	Road	Oct. 9	at Los Angeles	4-1 L
2003-04	Home	Oct. 10	vs. St. Louis	2-1 W
2005-06	Road	Oct. 5	at Vancouver	3-2 L
2006-07	Home	Oct. 5	vs. NY Islanders	6-3 W
2007-08	Home	Oct. 4	vs. St. Louis	3-2 W
2008-09	Home	Oct. 11	vs. Columbus	3-1 W
2009-10	Road	Oct. 3	at Los Angeles	6-3 W
*2010-11	Road	Oct. 9	at Boston	5-2 W
2011-12	Road	Oct. 8	at San Jose	6-3 L
2012-13	Road	Jan. 19	at Dallas	4-3 L
2013-14	Home	Oct. 3	vs. NY Rangers	4-1 W
2014-15	Home	Oct. 9	vs. Winnipeg	6-2 L
2015-16	Road	Oct. 9	at Los Angeles	4-1 W
2016-17	Home	Oct. 15	vs. Philadelphia	4-3 W
2017-18	Road	Oct. 5	at Anaheim	5-4 L
2018-19	Road	Oct. 4	at Dallas	3-0 L

RECORD: 19-16-4-0

*Game Played at O2 Arena in Prague, CZE as part of the 2010 Compuware NHL Premiere Series

SEASON	DATE	OPPONENT	RESULT
1998-99	Oct. 11	vs. Ottawa	4-1 L
1999-00	Oct. 5	vs. Anaheim	4-0 W
2000-01	Oct. 5	vs. St. Louis	4-1 W
2001-02	Oct. 13	vs. Washington	5-2 W
2002-03	Oct. 12	vs. Dallas	5-2 L
2003-04	Oct. 10	vs. St. Louis	2-1 W
2005-06	Oct. 8	vs. Minnesota	2-1 W
2006-07	Oct. 5	vs. NY Islanders	6-3 W
2007-08	Oct. 4	vs. St. Louis	3-2 W
2008-09	Oct. 11	vs. Columbus	3-1 W
2009-10	Oct. 10	vs. Columbus	2-0 L
2010-11	Oct. 16	vs. Detroit	2-1 OTL
2011-12	Oct. 15	vs. Winnipeg	4-1 W
2012-13	Jan. 20	vs. Chicago	6-4 L
2013-14	Oct. 3	vs. NY Rangers	4-1 W
2014-15	Oct. 9	vs. Winnipeg	6-2 L
2015-16	Oct. 10	vs. Pittsburgh	2-1 W
2016-17	Oct. 15	vs. Philadelphia	4-3 W
2017-18	Oct. 7	vs. Vegas	2-1 OTL
2018-19	Oct. 6	vs. Anaheim	1-0 L

RECORD: 24-11-2-2

SEASON	DATE	OPPONENT	RESULT
2000-01	Oct. 12	at San Jose	2-1 L
2001-02	Oct. 4	at Los Angeles	2-2 T
2002-03	Oct. 9	at Los Angeles	4-1 L
2003-04	Oct. 12	at Anaheim	2-0 W
2005-06	Oct. 5	at Vancouver	3-2 L
2006-07	Oct. 9	at Columbus	5-1 L
2007-08	Oct. 10	at Columbus	3-0 L
2008-09	Oct. 12	at Anaheim	4-2 W
2009-10	Oct. 3	at Los Angeles	6-3 W
*2010-11	Oct. 9	at Boston	5-2 W
2011-12	Oct. 8	at San Jose	6-3 L
2012-13	Jan. 19	at Dallas	4-3 L
2013-14	Oct. 5	at San Jose	4-1 L
2014-15	Oct. 21	at Nashville	4-3 SOL
2015-16	Oct. 9	at Los Angeles	4-1 W
2016-17	Oct. 18	at Ottawa	7-4 L
2017-18	Oct. 5	at Anaheim	5-4 L
2018-19	Oct. 4	at Dallas	3-0 L

RECORD: 11-22-5-1

*Game Played at O2 Arena in Prague, CZE as part of the 2010 Compuware NHL Premiere Series

FIRST GAME**Home:** vs Colorado, Oct. 14, 1979**Road:** at Pittsburgh, Oct. 10, 1979**FIRST STARTING LINE UP****Goaltender:** Gary Smith**Defensemen:** Lars-Erik Sjoberg, Craig Norwich**Center:** Peter Sullivan**Left Wing:** Morris Lukowich**Right Wing:** Willy Lindstrom**FIRST WIN****Home:** vs Colorado (4-2), Oct. 14, 1979**Road:** at Quebec (5-2), Oct. 31, 1979**FIRST LOSS****Home:** vs Detroit (5-1), Oct. 17, 1979**Road:** at Pittsburgh (4-2), Oct. 10, 1979**FIRST TIE****Home:** vs St. Louis (2-2), Oct. 28, 1979**Road:** at Minnesota (4-4), Dec. 1, 1979**FIRST GOAL****Home:** Peter Sullivan (5:50 of 1st period) vs Colorado, Oct. 14, 1979**Road:** Morris Lukowich (13:34 of 3rd period) vs Pittsburgh, Oct. 10, 1979**FIRST ASSISTS****Home:** Willy Lindstrom, Lars Sjoberg (5:50 of 1st period) vs Colorado, Oct. 14, 1979**Road:** Peter Marsh, Barry Melrose (13:34 of 3rd period) at Pittsburgh, Oct. 10, 1979**FIRST MINOR PENALTY****Home:** Gary Smith, slashing (0:33 of 1st period) vs Colorado, Oct. 14, 1979**Road:** Hilliard Graves, slashing (3:19 of 1st period) at Pittsburgh, Oct. 10, 1979**FIRST MAJOR PENALTY****Home:** Peter Marsh (14:23 of 2nd period) vs Detroit, Oct. 17, 1979**Road:** Barry Melrose (18:23 of 1st period) vs Colorado, Oct. 20, 1979**FIRST MISCONDUCT PENALTY****Home:** Peter Marsh (14:23 of 2nd period) vs Detroit, Oct. 17, 1979**Road:** Jimmy Mann (11:15 of 3rd period) vs Atlanta, Nov. 6, 1979**FIRST POWER-PLAY GOAL****Home:** Jude Drouin (18:30 of 2nd period) vs Colorado, Oct. 14, 1979**Road:** Peter Sullivan (15:56 of 3rd period) at Pittsburgh, Oct. 10, 1979**FIRST SHORTHANDED GOAL****Home:** Lars-Erik Sjoberg (4:30 of 2nd period) vs Vancouver, Nov. 24, 1979**Road:** Jude Drouin (5:33 of 1st period) at Minnesota, Dec. 1, 1979**FIRST GAME-WINNING GOAL****Home:** Jude Drouin (18:30 of 2nd period) vs Colorado, Oct. 14, 1979**Road:** Ron Wilson (8:33 of 2nd period) at Quebec, Oct. 31, 1979**FIRST GOAL ALLOWED****Home:** Barry Beck (against Gary Smith at 3:39 of 1st period) vs Colorado, Oct. 14, 1979**Road:** Greg Malone (against Gary Smith at 2:04 of 2nd period) at Pittsburgh, Oct. 10, 1979**FIRST WIN BY A GOALTENDER****Home:** Gary Smith vs Colorado (4-2), Oct. 14, 1979**Road:** Gary Smith at Quebec (5-2), Oct. 31, 1979**FIRST LOSS BY A GOALTENDER****Home:** Pierre Hamel vs Detroit (5-1), Oct. 17, 1979**Road:** Gary Smith at Pittsburgh (4-2), Oct. 10, 1979**FIRST SHUTOUT FOR****Home:** Markus Mattsson (27 saves) vs Hartford (7-0), Mar. 26, 1980**Road:** Markus Mattsson (20 saves) vs NY Islanders (0-0), Feb. 12, 1980**FIRST SCORELESS GAME****Home:** vs Dallas (Ilya Bryzgalov and Marty Turco), Jan. 10, 2009***Road:** at NY Islanders (Markus Mattsson and Glenn Resch), Feb. 12, 1980**FIRST 2-GOAL GAME****Home:** Craig Norwich vs Colorado, Oct. 14, 1979**Road:** Peter Sullivan vs Quebec, Oct. 31, 1979**FIRST HAT TRICK****Home:** Willy Lindstrom (3 goals) vs Montreal, Dec. 15, 1979**Road:** Dave Christian (3 goals) at NY Rangers, Feb. 12, 1981**FIRST PENALTY SHOT****Home:** Peter Sullivan vs Minnesota (against Gary Edwards at 9:16 of 3rd period), Oct. 19, 1979 (failed)**Road:** Brent Ashton at Vancouver (against Kirk McLean at 19:40 of 1st period), Dec. 11, 1988 (scored)**Phoenix won 1-0 in a shootout (no goals scored in regulation or overtime)*

FIRST GAME**Home** - vs. San Jose, Oct. 10, 1996**Road** - at Hartford, Oct. 5, 1996**FIRST STARTING LINE UP****Goaltender:** Nikolai Khabibulin**Defensemen:** Brad McCrimmon, Jim Johnson**Center:** Keith Tkachuk**Left Wing:** Jim McKenzie**Right Wing:** Shane Doan**FIRST WIN****Home** - vs. San Jose (4-1), Oct. 10, 1996**Road** - at Boston (5-2), Oct. 7, 1996**FIRST LOSS****Home** - vs. Edmonton (6-3), Oct. 14, 1996**Road** - at Hartford (1-0), Oct. 5, 1996**FIRST TIE****Home** - vs. Florida (1-1), Oct. 20, 1996**Road** - at Colorado (3-3), Oct. 11, 1997**FIRST GOAL****Home** - Kris King (19:34 of 1st period) vs. San Jose, Oct. 10, 1996**Road** - Mike Gartner (7:11 of 1st period) at Boston, Oct. 7, 1996**FIRST ASSIST****Home** - Brad McCrimmon, Darrin Shannon (19:34 of 1st period) vs. San Jose, Oct. 10, 1996**Road** - Keith Tkachuk (7:11 of 1st period) at Boston, Oct. 7, 1996**FIRST MINOR PENALTY****Home** - Mike Gartner, high sticking (4:49 of 1st period) vs. San Jose, Oct. 10, 1996**Road** - Nikolai Khabibulin, delay of game (3:50 of 1st period) at Hartford, Oct. 5, 1996**FIRST MAJOR PENALTY****Home** - Jim McKenzie, fighting (18:22 of 2nd period) vs. San Jose, Oct. 10, 1996**Road** - Darrin Shannon, fighting (13:47 of 3rd period) at Boston, Oct. 7, 1996**FIRST MISCONDUCT PENALTY****Home** - Dallas Drake (7:58 of 1st period) vs. Montreal, Nov. 3, 1996**Road** - Kris King (16:06 of 1st period) at St. Louis, Nov. 21, 1996**FIRST POWER PLAY GOAL****Home** - Mike Gartner (7:41 of 2nd period) vs. San Jose, Oct. 10, 1996**Road** - Dallas Drake (4:00 of 2nd period) at Toronto, Oct. 26, 1996**FIRST SHORTHANDED GOAL****Home** - Keith Tkachuk (19:06 of 3rd period) vs. Anaheim, Oct. 12, 1996**Road** - Oleg Tverdovsky (10:50 of 3rd period) at NY Islanders, Dec. 10, 1996**FIRST GAME WINNING GOAL****Home** - Mike Gartner (7:41 of 2nd period) vs. San Jose, Oct. 10, 1996**Road** - Oleg Tverdovsky (9:00 of 1st period) at Boston, Oct. 7, 1996**FIRST GOAL ALLOWED****Home** - Bernie Nicholls (against Nikolai Khabibulin at 19:29 of 2nd period) vs. San Jose, Oct. 10, 1996**Road** - Alexander Godnyuk (against Nikolai Khabibulin at 2:48 of 2nd period) at Hartford, Oct. 5, 1996**FIRST WIN BY A GOALTENDER****Home** - Nikolai Khabibulin vs. San Jose (4-1), Oct. 10, 1996**Road** - Nikolai Khabibulin at Boston (5-2), Oct. 7, 1996**FIRST LOSS BY A GOALTENDER****Home** - Nikolai Khabibulin vs. Edmonton (6-3), Oct. 14, 1996**Road** - Nikolai Khabibulin at Hartford (1-0), Oct. 5, 1996**FIRST SHUTOUT FOR****Home** - Nikolai Khabibulin (26 saves) vs. Vancouver (4-0), Jan. 25, 1997**Road** - Darcy Wakaluk (33 saves) at St. Louis (3-0), Dec. 5, 1996**FIRST SHUTOUT AGAINST****Home** - Rick Tabaracci (21 saves) vs. Tampa Bay (2-0), Feb. 4, 1997**Road** - Sean Burke (30 saves) at Hartford (1-0), Oct. 5, 1996**FIRST SCORELESS GAME****Home** - vs. Dallas (Ilya Bryzgalov and Marty Turco), Jan. 10, 2009***Road** - at Chicago (Zac Bierk and Michael Leighton), Jan. 8, 2003**FIRST 2-GOAL GAME****Home** - Dallas Drake vs. Montreal, Nov. 3, 1996**Road** - Mike Gartner at Montreal, Oct. 28, 1996**FIRST HAT TRICK****Home** - Keith Tkachuk (3 goals) vs. New Jersey, Nov. 28, 1996**Road** - Mike Gartner (3 goals) at Boston, Oct. 7, 1996**FIRST PENALTY SHOT****Home** - Mike Hudson vs. Detroit (against Chris Osgood at 8:36 of 3rd period), Nov. 18, 1996 (failed)**Road** - Jeremy Roenick at Columbus (against Marc Denis at 17:06 of 2nd period), Feb. 28, 2001 (failed)**Phoenix won 1-0 in a shootout (no goals scored in regulation or overtime)*



9 – Bobby Hull

Hull's #9 was originally retired by the Winnipeg Jets on February 19, 1989;

his #9 was entered into the Coyotes' Ring of Honor on October 8, 2005

- Appeared in 411 career WHA games with the Winnipeg Jets (1972-1978)
- Played one NHL season with the Jets (1978-79)
- Appeared in 1,063 career NHL games over 16 seasons with the Jets, Blackhawks and Hartford Whalers, registering 610-560-1,170
- Scored 50 or more goals nine times, 80 or more points 13 times



25 – Thomas Steen

Steen's #25 was originally retired by the Winnipeg Jets on May 6, 1995;

his #25 was entered into the Coyotes' Ring of Honor on January 21, 2006

- First non-North American player to have his number retired by an NHL team
- Upon his retirement, ranked among the NHL's top 80 all-time point leaders
- NHL All-Star in 1990
- Spent his entire 14-year NHL career with the Winnipeg Jets
- Registered 27-61-88 during the 1988-89 campaign
- Jets co-captain for the 1989-90 and 1990-91 seasons
- Ranks second in assists (553), third in points (817) and second shorthanded goals (13), third in games played (950) and fourth in goals (264) in franchise history



10 – Dale Hawerchuk

Hawerchuk's #10 was entered into the Coyotes' Ring of Honor on April 5, 2007

- Appeared in 713 career NHL games with the Winnipeg Jets
- Registered 518 goals, 891 assists and 1,409 points in 1,188 career NHL games
- Recorded more than a point-per-game for 13 consecutive seasons
- Youngest player in NHL history to play in 1,000 career NHL games (30 years, 306 days)
- Became the youngest player in NHL history to reach the 100-point plateau in his rookie season (1981-82)
- Calder Memorial Trophy (1982)
- Second Team NHL All-Star (1985)
- Runner up for the Hart Memorial Trophy (1985)
- Served as Jets captain from 1984-90
- Selected to five NHL All-Star Games (1982, 1985, 1986, 1987, 1988)
- Inducted into the Hockey Hall of Fame in 2001



27 – Teppo Numminen

Numminen's #27 was entered into the Coyotes' Ring of Honor on January 30, 2010

- His 1,372 career NHL games are the most ever by a European-trained NHL player
- Served as Coyotes captain during the 2001-02 and 2002-03 campaigns
- Participated in three NHL All-Star Games (1999, 2000, 2001)
- Represented Finland at four Winter Olympics (1988, 1998, 2002, 2006), and at five IHF World Championships (1987, 1991, 1994, 1996, 1997)
- Earned six total medals in international competition
- Ranks as the franchise's all-time leader in goals (108), assists (426) and points (534) among defensemen
- Totaled 117-520-637 in 1,372 career NHL games with the Jets, Coyotes, Stars and Sabres



7 – Keith Tkachuk

Tkachuk's #7 was entered into the Coyotes' Ring of Honor on December 23, 2011

- Recorded 538-527-1,065 in 1,201 career NHL games with Winnipeg/Phoenix, St. Louis and Atlanta
- Registered 323-300-623 and 1,508 penalty minutes in 640 games over 10 seasons with the Jets/Coyotes franchise
- One of four U.S. born players to score 500-plus NHL goals
- Second-Team NHL All-Star (1995, 1998)
- U.S. Hockey Hall of Fame (2011)
- Participated in five NHL All-Star Games (1997, 1998, 1999, 2004, 2009)
- Represented Team USA at four Winter Olympics (1992, 1998, 2002, 2006)
- Was a member of the 2006 World Cup of Hockey winning U.S. team
- Led the Coyotes in scoring during four seasons (1993-94, 1995-96, 1996-97, 1997-98)
- Served as Coyotes/Jets captain from 1993-95 and 1996-01
- Ranks third all-time in franchise history in goals (323) and power-play goals (114) as well as second in game-winning goals (40) and hat tricks (9). He also ranks first all-time in penalty minutes (1,508).



97 – Jeremy Roenick

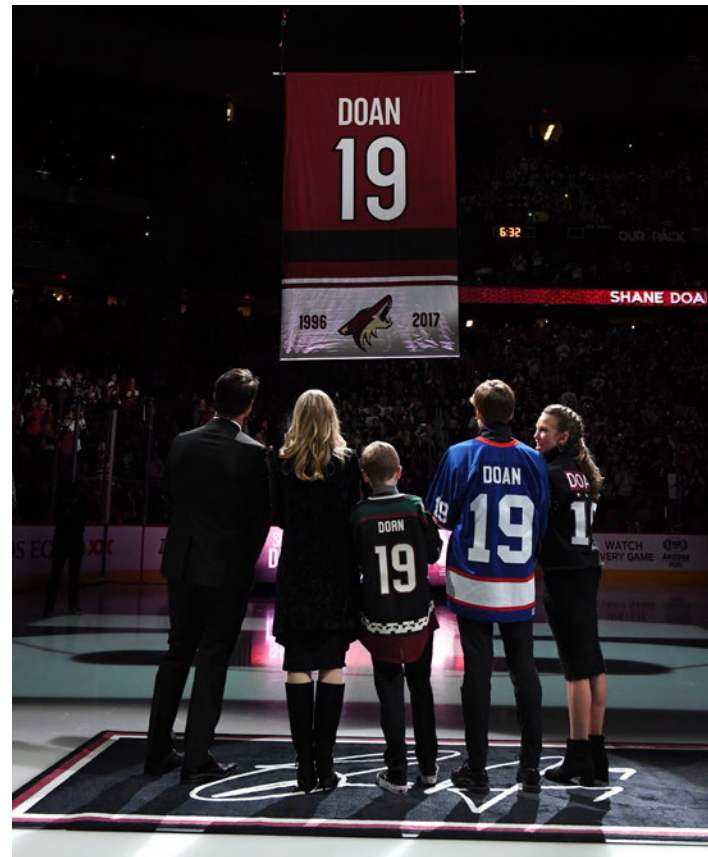
Roenick's #97 was entered into the Coyotes' Ring of Honor on February 11, 2012

- Collected 513-703-1,216 in 1,363 career NHL games with Chicago, Phoenix, Philadelphia, Los Angeles and San Jose
- In six seasons with the Coyotes, appeared in 454 games, recording 152-227-379 and 596 penalty minutes
- Second-highest American born goal scorer; one of four U.S. born players to score 500-plus NHL goals
- U.S. Hockey Hall of Fame (2010)
- Participated in nine NHL All-Star Games (1991, 1992, 1993, 1994, 1999, 2000)
- Represented Team USA at two Winter Olympics (1998, 2002)
- Led the Coyotes in scoring for three consecutive seasons (1998-99, 1999-00, 2000-01)



Shane Doan's #19 jersey was retired on Sunday, February 24, 2019 when the Coyotes hosted the Winnipeg Jets. Doan became the first Coyotes player in franchise history to have his jersey retired.

- 21 seasons and 1,540 regular season games with the franchise.
- Finished his NHL career with 402-570-972 and 128 power-play goals while his 1,540 regular season games played are tied with John Bucyk for 14th place on the NHL's all-time list.
- Served as Arizona's captain for his final 13 seasons and retired as the NHL's longest-tenured captain
- Is the team's all-time leader in games played (1,540), goals (402), assists (570), points (972), power-play goals (128) and game-winning goals (69)
- Represented the Coyotes at the 2004 and 2009 NHL All-Star Games
- Awarded the King Clancy Memorial Trophy for community service in 2010 and captured the Mark Messier NHL Leadership Award in 2012.





PLAYOFFS



TEAM PLAYOFF RECORDS

TEAM	GP	W	L	GF	GA
ST. LOUIS	26	16	10	75	70
BOSTON	24	15	9	79	51
SAN JOSE	20	10	10	58	66
CAROLINA	15	8	7	39	42
COLORADO	12	7	5	35	31
DALLAS	13	7	6	35	30
COLUMBUS	10	6	4	30	25
NY ISLANDERS	8	4	4	19	19
TORONTO	7	3	4	17	23
WASHINGTON	7	3	4	20	21
VEGAS	7	3	4	25	23
NASHVILLE	6	2	4	12	18
WINNIPEG	6	2	4	16	16
CALGARY	5	1	4	11	17
PITTSBURGH	4	0	4	6	14
TAMPA BAY	4	0	4	8	19

HOME

TEAM	GP	W	L
SAN JOSE	11	7	4
BOSTON	10	7	6
ST. LOUIS	10	6	7
CAROLINA	9	5	2
COLORADO	7	4	1
WASHINGTON	5	3	1
COLUMBUS	6	3	2
DALLAS	6	3	3
VEGAS	3	2	1
NY ISLANDERS	3	2	2
TORONTO	3	1	2
NASHVILLE	3	1	2
CALGARY	2	1	2
PITTSBURGH	2	0	2
TAMPA BAY	2	0	2
WINNIPEG	2	0	3

ROAD

TEAM	GP	W	L
ST. LOUIS	13	10	3
BOSTON	11	8	3
DALLAS	7	4	3
COLUMBUS	5	3	2
COLORADO	7	3	4
CAROLINA	8	3	5
SAN JOSE	9	3	6
WINNIPEG	3	2	1
NY ISLANDERS	4	2	2
TORONTO	4	2	2
NASHVILLE	3	1	2
VEGAS	4	1	3
PITTSBURGH	2	0	2
TAMPA BAY	2	0	2
CALGARY	2	0	2
WASHINGTON	3	0	3

SERIES RESULTS

CONFERENCE QUARTERFINALS

	SCORE
SERIES A – Columbus Blue Jackets defeated Tampa Bay Lightning	4-0
SERIES B – Boston Bruins defeated Toronto Maple Leafs	4-3
SERIES C – Carolina Hurricanes defeated Washington Capitals	4-3
SERIES D – New York Islanders defeated Pittsburgh Penguins	4-0
SERIES E – Dallas Stars defeated Nashville Predators	4-2
SERIES F – St. Louis Blues defeated Winnipeg Jets	4-1
SERIES G – Calgary Flames defeated Colorado Avalanche	4-0
SERIES H – San Jose Sharks defeated Vegas Golden Knights	4-0

CONFERENCE SEMIFINALS

SERIES I – Boston Bruins defeated Columbus Blue Jackets	4-2
SERIES J – Carolina Hurricanes defeated New York Islanders	4-0
SERIES K – St. Louis Blues defeated Dallas Stars	4-3
SERIES L – San Jose Sharks defeated Colorado Avalanche	4-3

CONFERENCE FINALS

SERIES M – Boston Bruins defeated Carolina Hurricanes	4-0
SERIES N – St. Louis Blues defeated San Jose Sharks	4-2

STANLEY CUP FINAL

SERIES O – St. Louis Blues defeated Boston Bruins	4-3
---	-----

PLAYOFF SCORING LEADERS

PLAYER	TEAM	GP	G	A	P	+/-	PIM	PP	SH	GW
Brad Marchand	BOS	24	9	14	23	4	14	3	0	2
Ryan O'Reilly	STL	26	8	15	23	2	4	1	0	2
Logan Couture	SJS	20	14	6	20	3	6	3	1	1
Jaden Schwartz	STL	26	12	8	20	9	2	2	0	2
David Pastrnak	BOS	24	9	10	19	0	4	3	0	2
Alex Pietrangelo	STL	26	3	16	19	5	12	0	0	1
Torey Krug	BOS	24	2	16	18	4	10	2	0	0
Vladimir Tarasenko	STL	26	11	6	17	-5	4	5	0	2
Patrice Bergeron	BOS	24	9	8	17	4	12	7	0	2
Charlie Coyle	BOS	24	9	7	16	8	12	2	0	1
David Perron	STL	26	7	9	16	4	16	2	0	2
Brent Burns	SJS	20	5	11	16	2	6	1	0	0
David Krejci	BOS	24	4	12	16	5	8	0	0	1
Erik Karlsson	SJS	19	2	14	16	-3	8	0	0	1
Thomas Hertl	SJS	19	20	5	15	2	4	5	1	2
Timo Meier	SJS	20	5	10	15	3	34	0	0	1
Mikko Rantanen	COL	12	6	8	14	-1	4	2	0	2
Nathan MacKinnon	COL	12	6	7	13	-4	2	2	0	3
Tyler Bozak	STL	26	5	8	13	-2	8	1	0	2
Mark Stone	VGK	7	6	6	12	2	2	2	0	1
Sebastian Aho	CAR	15	5	7	12	3	2	2	1	0
Brayden Schenn	STL	26	5	7	12	-2	14	1	0	0
Colton Parayko	STL	26	2	10	12	6	1	1	0	0

CATEGORY LEADERS

GOALS

Player	Team	GP	G
Logan Couture	SJS	20	14
Jaden Schwartz	STL	26	12
Vladimir Tarasenko	STL	26	11
Tomas Hertl	SJS	19	10
Charlie Coyle	BOS	24	9
Patrice Bergeron	BOS	24	9
David Pastrnak	BOS	24	9
Brad Marchand	BOS	24	9
Ryan O'Reilly	STL	26	8

ASSISTS

Player	Team	GP	A
Torey Krug	BOS	24	16
Alex Pietrangelo	SJS	26	16
Ryan O'Reilly	SJS	26	15
Erik Karlsson	SJS	19	14
Brad Marchand	BOS	24	14
David Krejci	BOS	24	12
Jacob Slavin	CAR	15	11
Brent Burns	SJS	20	11

GAME-WINNING GOALS

Player	Team	GP	GWG
Nathan MacKinnon	COL	12	3
18 players tied with 2			

POWER-PLAY GOALS

Player	Team	GP	PPG
Patrice Bergeron	BOS	24	7
Tomas Hertl	SJS	19	5
Vladimir Tarasenko	STL	26	5
Colin Wilson	COL	12	3
Alex Ovechkin	WSH	7	3
Matt Duchene	CBJ	10	3
David Pastrnak	BOS	24	3
Logan Couture	SJS	20	3
Brad Marchand	BOS	24	3

PLUS/MINUS

Player	Team	GP	+/-
Zdeno Chara	BOS	23	11
Brandon Carlo	BOS	24	10
Jay Bouwmeester	STL	26	9
Jaden Schwartz	STL	26	9
John Klingberg	DAL	13	8
Charlie Coyle	BOS	24	8

GOALS AGAINST AVERAGE

Player	Team	GP	GAA	MIN	SA	GA	W	L
Robin Lehner	NYI	8	2.00	449	233	15	4	4
Tuukka Rask	BOS	24	2.02	1,458	742	49	15	9
Ben Bishop	DAL	13	2.22	810	448	30	7	6
Philipp Grubauer	COL	12	2.30	731	373	28	7	5
Sergei Bobrovsky	CBJ	10	2.41	622	333	25	6	4

WINS, LOSSES AND OT

Player	Team	GP	W	L	MIN
Jordan Binnington	STL	26	16	10	1,559
Tuukka Rask	BOS	24	15	9	1,458
Martin Jones	SJS	20	10	9	1,153
Ben Bishop	DAL	13	7	6	810
Philipp Grubauer	COL	12	7	5	731

SAVE PERCENTAGE

Player	Team	GP	SV%	GA	SA	MIN
Robin Lehner	NYI	8	.936	15	233	449
Tuukka Rask	BOS	24	.934	49	742	1,458
Ben Bishop	DAL	13	.933	30	448	810
Curtis McElhinney	CAR	5	.930	9	128	268
Sergei Bobrovsky	CBJ	10	.925	25	333	622

SHUTOUTS

Player	Team	GP	SO	MIN
Petr Mrazek	CAR	11	2	659
Tuukka Rask	BOS	24	2	693

DATE	OPPONENT	RESULT	GWG	GOALTENDERS	ATTEN.
1982 PLAYOFFS					
April 7	St. Louis at Winnipeg	3-4 L	Lapointe	Staniowski/Liut	13,081
April 8	St. Louis at Winnipeg	5-2 W	MacLean	Soetaert/Liut	14,371
April 10	Winnipeg at St. Louis	3-6 L	Crombeen	Soetaert/Liut	13,827
April 11	Winnipeg at St. Louis	2-8 L	Sutter	Staniowski/Liut	12,676

ST. LOUIS WON BEST OF FIVE SERIES 3-1

1983 PLAYOFFS					
April 6	Winnipeg at Edmonton	3-6 L	Gretzky	Hayward-Soetaert/Moog	17,498
April 7	Winnipeg at Edmonton	3-4 L	Messier	Hayward/Moog	17,498
April 9	Edmonton at Winnipeg	3-4 L	Linesman	Hayward/Moog	11,346

EDMONTON WON BEST OF FIVE SERIES 3-0

1984 PLAYOFFS					
April 4	Winnipeg at Edmonton	2-9 L	Coffey	Soetaert-Veisor/Fuhr	17,197
April 5	Winnipeg at Edmonton	4-5 L (OT)	Gregg	Behrend/Fuhr	17,390
April 7	Edmonton at Winnipeg	1-4 L	Semenko	Behrend/Fuhr	12,497

EDMONTON WON BEST OF FIVE SERIES 3-0

1985 PLAYOFFS					
April 10	Calgary at Winnipeg	5-4 W (OT)	Mullen	Hayward/Lemelin	14,794
April 11	Calgary at Winnipeg	5-2 W	Arniel	Hayward/Lemelin	14,335
April 13	Winnipeg at Calgary	0-4 L	Otto	Hayward-Behrend/Lemelin	16,683
April 14	Winnipeg at Calgary	5-3 W	Wilson	Behrend/Lemelin	16,798

WINNIPEG WON BEST OF FIVE SERIES 3-1

April 18	Winnipeg at Edmonton	2-4 L	Coffey	Behrend/Fuhr	16,236
April 20	Winnipeg at Edmonton	2-5 L	Coffey	Hayward/Fuhr	16,942
April 23	Edmonton at Winnipeg	4-5 L	Gretzky	Hayward/Fuhr	15,418
April 25	Edmonton at Winnipeg	3-8 L	Kurri	Hayward-Behrend/Fuhr	15,519

EDMONTON WON BEST OF SEVEN SERIES 4-0

1986 PLAYOFFS					
April 9	Winnipeg at Calgary	1-5 L	Mullen	Bouchard-Hayward/Vernon	16,762
April 10	Winnipeg at Calgary	4-6 L	Tonelli	Hayward-Behrend/Vernon	16,762
April 12	Calgary at Winnipeg	3-4 L (OT)	McDonald	Berthiaume/Vernon	8,123

CALGARY WON BEST OF FIVE SERIES 3-0

1987 PLAYOFFS					
April 8	Winnipeg at Calgary	4-2 W	Marois	Berthiaume/Lemelin	16,798
April 9	Winnipeg at Calgary	3-2 W	Steen	Berthiaume/Vernon	16,798
April 11	Calgary at Winnipeg	2-3 L (OT)	Bullard	Berthiaume/Vernon	14,958
April 12	Calgary at Winnipeg	4-3 W	Hamel	Berthiaume/Vernon	14,174
April 14	Winnipeg at Calgary	3-4 L	Mullen	Berthiaume/Vernon	16,798
April 16	Calgary at Winnipeg	6-1 W	Hamel	Berthiaume/Vernon-Lemelin	15,517

WINNIPEG WON BEST OF SEVEN SERIES 4-2

April 21	Winnipeg at Edmonton	2-3 L (OT)	Anderson	Berthiaume/Fuhr	17,356
April 23	Winnipeg at Edmonton	3-5 L	Lemay	Reddick/Fuhr	17,468
April 25	Edmonton at Winnipeg	2-5 L	Kurri	Reddick/Fuhr	15,556
April 27	Edmonton at Winnipeg	2-4 L	Ruotsalainen	Berthiaume-Reddick/Fuhr	14,460

EDMONTON WON BEST OF SEVEN SERIES 4-0

1988 PLAYOFFS					
April 6	Winnipeg at Edmonton	4-7 L	Simpson	Berthiaume/Fuhr	17,054
April 7	Winnipeg at Edmonton	2-3 L	Simpson	Berthiaume/Fuhr	16,843
April 9	Edmonton at Winnipeg	6-4 W	Gilhen	Berthiaume/Fuhr	12,813
April 10	Edmonton at Winnipeg	3-5 L	Lacombe	Berthiaume/Fuhr	12,491
April 12	Winnipeg at Edmonton	2-6 L	Kurri	Berthiaume/Fuhr	16,829

EDMONTON WON BEST OF SEVEN SERIES 4-1

DATE	OPPONENT	RESULT	GWG	GOALTENDERS	ATTEN.
1990 PLAYOFFS					
April 4	Winnipeg at Edmonton	7-5 W	Ashton	Essensa/Ranford	16,423
April 6	Winnipeg at Edmonton	2-3 L (OT)	Lamb	Beauregard/Ranford	17,410
April 8	Edmonton at Winnipeg	2-1 W	Hawerchuk	Essensa/Ranford	15,547
April 10	Edmonton at Winnipeg	4-3 W (2OT)	Ellett	Essensa-Beauregard/Ranford	15,572
April 12	Winnipeg at Edmonton	3-4 L	Messier	Beauregard/Ranford	17,503
April 14	Edmonton at Winnipeg	3-4 L	Kurri	Essensa/Ranford	15,567
April 16	Winnipeg at Edmonton	1-4 L	Kurri	Beauregard/Ranford	17,503

EDMONTON WON BEST OF SEVEN SERIES 4-3

1992 PLAYOFFS					
April 18	Winnipeg at Vancouver	3-2 W	Olczyk	Tabaracci/McLean	16,123
April 20	Winnipeg at Vancouver	2-3 L	Lumme	Tabaracci/McLean	16,123
April 22	Vancouver at Winnipeg	4-2 W	DeBlois	Tabaracci/McLean	13,393
April 24	Vancouver at Winnipeg	3-1 W	Housley	Tabaracci/McLean	15,568
April 26	Winnipeg at Vancouver	2-8 L	Babych	Tabaracci-Essensa/McLean	16,123
April 28	Vancouver at Winnipeg	3-8 L	Linden	Tabaracci/McLean	14,941
April 30	Winnipeg at Vancouver	0-5 L	Fergus	Tabaracci/McLean	16,123

VANCOUVER WON BEST OF SEVEN SERIES 4-3

1993 PLAYOFFS					
April 19	Winnipeg at Vancouver	2-4 L	Linden	Essensa/McLean	15,918
April 21	Winnipeg at Vancouver	2-3 L	Bure	Essensa/McLean	15,729
April 23	Vancouver at Winnipeg	5-4 W	Selanne	Essensa/McLean	15,569
April 25	Vancouver at Winnipeg	1-3 L	Momesso	Essensa/McLean	15,567
April 27	Winnipeg at Vancouver	4-3 W (OT)	Selanne	Essensa/McLean	16,150
April 29	Vancouver at Winnipeg	3-4 L (OT)	Adams	Essensa/McLean	15,569

VANCOUVER WON BEST OF SEVEN SERIES 4-2

1996 PLAYOFFS					
April 17	Winnipeg at Detroit	1-4 L	Fetisov	Khabibulin/Osgood	19,983
April 19	Winnipeg at Detroit	0-4 L	Coffey	Khabibulin/Osgood	19,983
April 21	Detroit at Winnipeg	4-1 W	Kilger	Khabibulin/Vernon	15,566
April 23	Detroit at Winnipeg	1-6 L	Larionov	Khabibulin/Vernon	15,567
April 26	Winnipeg at Detroit	3-1 W	Manson	Khabibulin/Osgood	19,983
April 28	Detroit at Winnipeg	1-4 L	Kozlov	Khabibulin/Vernon	15,567

DETROIT WON BEST OF SEVEN SERIES 4-2

1997 PLAYOFFS					
April 16	Phoenix at Anaheim	2-4 L	Selanne	Khabibulin/Hebert	17,174
April 18	Phoenix at Anaheim	2-4 L	Daigneault	Khabibulin/Hebert	17,174
April 20	Anaheim at Phoenix	4-1 W	Shannon	Khabibulin/Hebert	16,210
April 22	Anaheim at Phoenix	2-0 W	Corkum	Khabibulin/Hebert-Shtalenkov	16,210
April 24	Phoenix at Anaheim	5-2 W	Numminen	Khabibulin/Hebert	17,174
April 27	Anaheim at Phoenix	2-3 L (OT)	Kariya	Khabibulin/Hebert	16,210
April 29	Phoenix at Anaheim	0-3 L	Karpa	Khabibulin/Hebert	17,174

ANAHEIM WON BEST OF SEVEN SERIES 4-3

1998 PLAYOFFS					
April 22	Phoenix at Detroit	3-6 L	McCarty	Khabibulin-Waite/Osgood	19,983
April 24	Phoenix at Detroit	7-4 W	Roenick	Khabibulin/Osgood	19,983
April 26	Detroit at Phoenix	3-2 W	Roenick	Khabibulin/Osgood	16,210
April 28	Detroit at Phoenix	2-4 L	Macoun	Khabibulin-Waite/Osgood	16,210
April 30	Phoenix at Detroit	1-3 L	Kozlov	Waite/Osgood	19,983
May 3	Detroit at Phoenix	2-5 L	Shanahan	Waite/Osgood	16,210

DETROIT WON BEST OF SEVEN SERIES 4-2

DATE	OPPONENT	RESULT	GWG	GOALTENDERS	ATTEN.
1999 PLAYOFFS					
April 22	St. Louis at Phoenix	1-3 L	Rivers	Khabibulin/Fuhr	16,210
April 24	St. Louis at Phoenix	4-3 W (OT)	Doan	Khabibulin/Fuhr	16,210
April 25	Phoenix at St. Louis	5-4 W	Doan	Khabibulin/Fuhr-McLennan	17,539
April 27	Phoenix at St. Louis	2-1 W	Drake	Khabibulin/Fuhr	19,529
April 30	St. Louis at Phoenix	1-2 L (OT)	Young	Khabibulin/Fuhr	16,210
May 2	Phoenix at St. Louis	3-5 L	Finley	Khabibulin/Fuhr	16,629
May 4	St. Louis at Phoenix	0-1 L (OT)	Turgeon	Khabibulin/Fuhr	16,210

ST. LOUIS WON BEST OF SEVEN SERIES 4-3

2000 PLAYOFFS

April 13	Phoenix at Colorado	3-6 L	Ozolinsh	Burke/Roy	18,007
April 15	Phoenix at Colorado	1-3 L	Tanguay	Burke/Roy	18,007
April 17	Colorado at Phoenix	2-4 L	Deadmarsh	Burke/Roy	16,210
April 19	Colorado at Phoenix	3-2 W	Renberg	Burke/Roy	16,210
April 21	Phoenix at Colorado	1-2 L	Forsberg	Burke/Roy	18,007

COLORADO WON BEST OF SEVEN SERIES 4-1

2002 PLAYOFFS

April 17	Phoenix at San Jose	1-2 L	Marleau	Burke/Nabokov	17,496
April 20	Phoenix at San Jose	3-1 W	Briere	Burke/Nabokov	17,496
April 22	San Jose at Phoenix	1-4 L	Graves	Burke/Nabokov	16,210
April 24	San Jose at Phoenix	1-2 L	Ricci	Burke/Nabokov	16,210
April 26	Phoenix at San Jose	1-4 L	Graves	Burke/Nabokov	17,496

SAN JOSE WON BEST OF SEVEN SERIES 4-1

2010 PLAYOFFS

April 14	Detroit at Phoenix	3-2 W	Morris	Bryzgalov/Howard	17,125
April 16	Detroit at Phoenix	4-7 L	Zetterberg	Bryzgalov/Howard	17,386
April 18	Phoenix at Detroit	4-2 W	Prucha	Bryzgalov/Howard	20,066
April 20	Phoenix at Detroit	0-3 L	Zetterberg	Bryzgalov/Howard	20,066
April 23	Detroit at Phoenix	1-4 L	Holmstrom	Bryzgalov/Howard	17,458
April 25	Phoenix at Detroit	5-2 W	Vrbata	Bryzgalov/Howard	20,066
April 27	Detroit at Phoenix	1-6 L	Datsyuk	Bryzgalov/Howard	17,543

DETROIT WON BEST OF SEVEN SERIES 4-3

2011 PLAYOFFS

April 13	Phoenix at Detroit	2-4 L	Rafalski	Bryzgalov/Howard	20,066
April 16	Phoenix at Detroit	3-4 L	Holmstrom	Bryzgalov/Howard	20,066
April 18	Detroit at Phoenix	2-4 L	Filppula	Bryzgalov/Howard	17,130
April 20	Detroit at Phoenix	3-6 L	Cleary	Bryzgalov/Howard	17,314

DETROIT WON BEST OF SEVEN SERIES 4-0

2012 PLAYOFFS

April 12	Chicago at Phoenix	3-2 W	Hanzal	Smith/Crawford	17,138
April 14	Chicago at Phoenix	4-3 L	Bickell	Smith/Crawford	17,539
April 17	Phoenix at Chicago	3-2 W	Boedker	Smith/Crawford	21,627
April 19	Phoenix at Chicago	3-2 W	Boedker	Smith/Crawford	22,111
April 21	Chicago at Phoenix	2-1 L	Toews	Smith/Crawford	17,746
April 23	Phoenix at Chicago	4-0 W	Ekman-Larsson	Smith/Crawford	21,636

PHOENIX WON BEST OF SEVEN SERIES 4-2

April 27	Nashville at Phoenix	4-3 W	Whitney	Smith/Rinne	17,187
April 29	Nashville at Phoenix	5-3 W	Pyatt	Smith/Rinne	17,217
May 2	Phoenix at Nashville	2-0 L	Legwand	Smith/Rinne	17,113
May 4	Phoenix at Nashville	1-0 W	Doan	Smith/Rinne	17,113
May 7	Nashville at Phoenix	2-1 W	Hanzal	Smith/Rinne	17,182

PHOENIX WON BEST OF SEVEN SERIES 4-1

May 13	Los Angeles at Phoenix	2-4 L	Brown	Smith/Quick	17,134
May 15	Los Angeles at Phoenix	0-4 L	Carter	Smith/Quick	17,149
May 17	Phoenix at Los Angeles	1-2 L	King	Smith/Quick	18,367
May 20	Phoenix at Los Angeles	2-0 W	Doan	Smith/Quick	18,402
May 22	Los Angeles at Phoenix	3-4 L	Penner	Smith/Quick	17,148

LOS ANGELES WON BEST OF SEVEN SERIES 4-1

ALL-TIME PLAYOFF SERIES

SEASON	SERIES	GAMES	RESULT	SEASON	SERIES	GAMES	RESULT
1979-80	Did not qualify for playoffs			1999-00	Western Conference Quarterfinals	1-4	Lost to Colorado
1980-81	Did not qualify for playoffs			2000-01	Did not qualify for playoffs		
1981-82	Norris Division Semifinals	1-3	Lost to St. Louis	2001-02	Western Conference Quarterfinals	1-4	Lost to San Jose
1982-83	Smythe Division Semifinals	0-3	Lost to Edmonton	2002-03	Did not qualify for playoffs		
1983-84	Smythe Division Semifinals	0-3	Lost to Edmonton	2003-04	Did not qualify for playoffs		
1984-85	Smythe Division Semifinals	3-1	Defeated Calgary	2005-06	Did not qualify for playoffs		
	Smythe Division Finals	0-4	Lost to Edmonton	2006-07	Did not qualify for playoffs		
1985-86	Smythe Division Semifinals	0-3	Lost to Calgary	2007-08	Did not qualify for playoffs		
1986-87	Smythe Division Semifinals	4-2	Defeated Calgary	2008-09	Did not qualify for playoffs		
	Smythe Division Finals	0-4	Lost to Edmonton	2009-10	Western Conference Quarterfinals	3-4	Lost to Detroit
1987-88	Smythe Division Semifinals	1-4	Lost to Edmonton	2010-11	Western Conference Quarterfinals	0-4	Lost to Detroit
1988-89	Did not qualify for playoffs			2011-12	Western Conference Quarterfinals	4-2	Defeated Chicago
1989-90	Smythe Division Semifinals	3-4	Lost to Edmonton		Western Conference Semifinals	4-1	Defeated Nashville
1991-92	Smythe Division Semifinals	3-4	Lost to Vancouver		Western Conference Final	1-4	Lost to Los Angeles
1992-93	Smythe Division Semifinals	2-4	Lost to Vancouver	2012-13	Did not qualify for playoffs		
1993-94	Did not qualify for playoffs			2013-14	Did not qualify for playoffs		
1994-95	Did not qualify for playoffs			2014-15	Did not qualify for playoffs		
1995-96	Western Conference Quarterfinals	2-4	Lost to Detroit	2015-16	Did not qualify for playoffs		
1996-97	Western Conference Quarterfinals	3-4	Lost to Anaheim	2016-17	Did not qualify for playoffs		
1997-98	Western Conference Quarterfinals	2-4	Lost to Detroit	2017-18	Did not qualify for playoffs		
1998-99	Western Conference Quarterfinals	3-4	Lost to St. Louis	2018-19	Did not qualify for playoffs		
PLAYOFF WIN/LOSS RECORD BY GAMES:		41-78	SERIES RECORD IN FIRST ROUND:	3-16	DIVISION CHAMPIONSHIPS:		1
PLAYOFF WIN/LOSS RECORD BY SERIES:		4-19	SERIES RECORD IN SECOND ROUND:	1-2	CONFERENCE CHAMPIONSHIPS:		0
			SERIES RECORD IN THIRD ROUND:	0-1	STANLEY CUP CHAMPIONSHIPS:		0
			SERIES RECORD IN FINAL ROUND:	0-0			

1981-82 WINNIPEG JETS

PLAYER	GP	G	A	PTS	PIM
Dale Hawerchuk	4	1	7	8	5
Paul MacLean	4	3	2	5	20
Moe Mantha	4	1	3	4	16
Thomas Steen	4	0	4	4	2
Willy Lindstrom	4	2	1	3	2
Lucien Deblois	4	2	1	3	4
Dave Babych	4	1	2	3	29
Norm Dupont	4	2	0	2	0
Bengt Lundholm	4	1	1	2	2
Morris Lukowich	4	0	2	2	16
Tim Watters	4	0	1	1	8
Dave Christian	4	0	1	1	2
Don Spring	4	0	0	0	4
Jimmy Mann	3	0	0	0	7
Larry Hopkins	4	0	0	0	2
Serge Savard	4	0	0	0	2
Doug Smail	4	0	0	0	0
Tim Trimper	1	0	0	0	0
Rick Bowness	1	0	0	0	0

GOALTENDER	GP	MIN	GAA	W-L	SO	GA	SA	SV%
Doug Soetaert	2	120	4.00	1-1	0	8	62	.871
Ed Staniowski	2	120	6.00	0-2	0	12	42	.714

1982-83 WINNIPEG JETS

PLAYER	GP	G	A	PTS	PIM
Dale Hawerchuk	3	1	4	5	8
Moe Mantha	2	2	2	4	0
Ron Wilson	3	2	2	4	2
Paul MacLean	3	1	2	3	6
Norm Dupont	1	1	1	2	0
Thomas Steen	3	0	2	2	0
Bryan Maxwell	3	1	0	1	23
Brian Mullen	3	1	0	1	0
Laurie Boschman	3	0	1	1	12
Bengt Lundholm	3	0	1	1	2
Jimmy Mann	1	0	0	0	0
Doug Soetaert	1	0	0	0	0
Scott Arniel	2	0	0	0	0
Larry Hopkins	2	0	0	0	0
Don Spring	2	0	0	0	6
Dave Babych	3	0	0	0	0
Lucien Deblois	3	0	0	0	5
Brian Hayward	3	0	0	0	0
Dave Christian	3	0	0	0	0
Serge Savard	3	0	0	0	2
Doug Smail	3	0	0	0	6
Tim Watters	3	0	0	0	2

GOALTENDER	GP	MIN	GAA	W-L	SO	GA	SA	SV%
Doug Soetaert	1	20	0.00	0-0	0	0	10	1.00
Brian Hayward	3	160	5.25	0-3	0	14	84	.833

1983-84 WINNIPEG JETS

PLAYER	GP	G	A	PTS	PIM
Brian Mullen	3	0	3	3	6
Andrew McBain	3	2	0	2	0
Dale Hawerchuk	3	1	1	2	0
Dave Babych	3	1	1	2	0
Randy Carlyle	3	0	2	2	4
Paul MacLean	3	1	0	1	0
Moe Mantha	3	1	0	1	0
Tim Watters	3	1	0	1	2
Doug Smail	3	0	1	1	7
Tim Young	1	0	1	1	0
Laurie Boschman	3	0	1	1	5
Lucien Deblois	3	0	1	1	4
Thomas Steen	3	0	1	1	9
Scott Arniel	2	0	0	0	5
Jordy Douglas	1	0	0	0	2
Murray Eaves	2	0	0	0	2
Wade Campbell	3	0	0	0	7
Jim Kyte	3	0	0	0	11
Morris Lukowich	3	0	0	0	0
Robert Picard	3	0	0	0	12
Marc Behrend	2	0	0	0	0
Doug Soetaert	1	0	0	0	0
Mike Veisor	1	0	0	0	0

GOALTENDER	GP	MIN	GAA	W-L	SO	GA	SA	SV%
Marc Behrend	2	121	4.46	0-2	0	9	91	.901
Mike Veisor	1	40	6.00	0-0	0	4	29	.862
Doug Soetaert	1	20	15	0-1	0	5	19	.737

1984-85 WINNIPEG JETS

PLAYER	GP	G	A	PTS	PIM
Dave Babych	8	2	7	9	6
Paul MacLean	8	3	4	7	4
Ron Wilson	8	4	2	6	2
Randy Carlyle	8	1	5	6	13
Dave Ellett	8	1	5	6	4
Thomas Steen	8	2	3	5	17
Bengt Lundholm	5	2	2	4	8
Robert Picard	8	2	2	4	8
Dale Hawerchuk	3	2	1	3	4
Laurie Boschman	8	2	1	3	21
Doug Smail	8	2	1	3	4
Scott Arniel	8	1	2	3	9
Brian Mullen	8	1	2	3	4
Andrew McBain	7	1	0	1	0
Murray Eaves	2	0	1	1	0
Jim Nill	8	0	1	1	28
Perry Turnbull	8	0	1	1	26
Tim Watters	8	0	1	1	16
Peter Taglianetti	1	0	0	0	0
Marc Behrend	4	0	0	0	0
Wade Campbell	3	0	0	0	2
Tom Martin	3	0	0	0	2
Brian Hayward	6	0	0	0	0
Jim Kyte	8	0	0	0	14

GOALTENDER	GP	MIN	GAA	W-L	SO	GA	SA	SV%
Marc Behrend	4	179	3.35	1-1	0	10	96	.896
Brian Hayward	6	309	4.47	2-4	0	23	156	.853

1985-86 WINNIPEG JETS

PLAYER	GP	G	A	PTS	PIM
Mario Marois	3	1	4	5	6
Brian Mullen	3	1	2	3	6
Dale Hawerchuk	3	0	3	3	0
Ray Neufeld	3	2	0	2	10
Thomas Steen	3	1	1	2	4
Paul MacLean	2	1	0	1	7
Bill Derlago	3	1	0	1	0
Doug Smail	3	1	0	1	0
Laurie Boschman	3	0	1	1	6
Dave Ellett	3	0	1	1	0
Perry Turnbull	3	0	1	1	11
Marc Behrend	1	0	0	0	0
Daniel Berthiaume	1	0	0	0	0
Dan Bouchard	1	0	0	0	2
Dave Silk	1	0	0	0	2
Ron Wilson	1	0	0	0	0
Brian Hayward	2	0	0	0	0
Bengt Lundholm	2	0	0	0	2
Scott Arniel	3	0	0	0	12
Brad Berry	3	0	0	0	0
Bobby Dollas	3	0	0	0	2
Jim Kyte	3	0	0	0	12
Jim Nill	3	0	0	0	4
Peter Taglianetti	3	0	0	0	2

GOALTENDER	GP	MIN	GAA	W-L	SO	GA	SA	SV%
Marc Behrend	1	12	0.00	0-0	0	0	7	1.00
Daniel Berthiaume	1	68	3.53	0-1	0	4	43	.907
Brian Hayward	2	68	5.29	0-1	0	6	31	.806
Dan Bouchard	1	40	7.50	0-1	0	5	22	.773

1986-87 WINNIPEG JETS

PLAYER	GP	G	A	PTS	PIM
Dale Hawerchuk	10	5	8	13	4
Dave Ellett	10	0	8	8	2
Paul MacLean	10	5	2	7	16
Thomas Steen	10	3	4	7	8
Brian Mullen	9	4	2	6	0
Randy Carlyle	10	1	5	6	22
Fredrik Olausson	10	2	3	5	4
Laurie Boschman	10	2	3	5	30
Doug Smail	10	4	0	4	10
Mario Marois	10	1	3	4	23
Jim Kyte	10	0	4	4	36
Ron Wilson	10	1	2	3	0
Gilles Hamel	8	2	0	2	2
Ray Neufeld	8	1	1	2	30
Andrew McBain	9	0	2	2	10
Iain Duncan	7	0	2	2	6
Tim Watters	10	0	1	1	21
Brad Berry	7	0	1	1	14
Jim Nill	2	0	0	0	7
Steve Rooney	8	0	0	0	34
Perry Turnbull	1	0	0	0	10

GOALTENDER	GP	MIN	GAA	W-L	SO	GA	SA	SV%
Daniel Berthiaume	8	437	2.87	4-4	0	21	210	.900
Eldon Reddick	3	166	3.61	0-2	0	10	73	.863

1987-88 WINNIPEG JETS

PLAYER	GP	G	A	PTS	PIM
Dale Hawerchuk	5	3	4	7	16
Andrew McBain	5	2	5	7	29
Thomas Steen	5	1	5	6	2
Ray Neufeld	5	2	2	4	6
Laurie Boschman	5	1	3	4	9
Mario Marois	5	0	4	4	6
Dave Ellett	5	1	2	3	10
Paul MacLean	5	2	0	2	23
Peter Taglianetti	5	1	1	2	12
Fredrik Olausson	5	1	1	2	0
Randy Carlyle	5	0	2	2	10
Doug Smail	5	1	0	1	22
Steve Rooney	5	1	0	1	33
Randy Gilhen	4	1	0	1	10
Iain Duncan	4	0	1	1	0
Paul Boutilier	5	0	0	0	15
Ron Wilson	1	0	0	0	2
Gilles Hamel	1	0	0	0	0
Mark Kumpel	4	0	0	0	4
Peter Douris	1	0	0	0	0
Brad Jones	1	0	0	0	0
Tim Watters	4	0	0	0	4

GOALTENDER	GP	MIN	GAA	W-L	SO	GA	SA	SV%
Daniel Berthiaume	5	300	5.00	1-4	0	25	154	.838

1989-90 WINNIPEG JETS

PLAYER	GP	G	A	PTS	PIM
Dale Hawerchuk	7	3	5	8	2
Thomas Steen	7	2	5	7	16
Pat Elynuik	7	2	4	6	2
Moe Mantha	7	1	5	6	2
Brent Ashton	7	3	1	4	2
Doug Evans	7	2	2	4	10
Greg Paslawski	7	1	3	4	0
Teppo Numminen	7	1	2	3	10
Dave Ellett	7	2	0	2	6
Paul Fenton	7	2	0	2	23
Mark Kumpel	7	2	0	2	2
Paul MacDermid	7	0	2	2	8
Fredrik Olausson	7	0	2	2	2
Doug Smail	5	1	0	1	0
Gord Donnelly	6	0	1	1	8
Dave McLlwain	7	0	1	1	2
Brad Berry	1	0	0	0	0
Laurie Boschman	2	0	0	0	2
Stephane Beauregard	4	0	0	0	0
Bob Essensa	4	0	0	0	0
Phil Sykes	4	0	0	0	0
Shawn Cronin	5	0	0	0	7
Peter Taglianetti	5	0	0	0	6

GOALTENDER	GP	MIN	GAA	W-L	SO	GA	SA	SV%
Stephane Beauregard	4	238	3.03	1-3	0	12	105	.886
Bob Essensa	4	206	3.50	2-1	0	12	100	.880

1991-92 WINNIPEG JETS

PLAYER	GP	G	A	PTS	PIM
Thomas Steen	7	2	4	6	2
Fredrik Olausson	7	1	5	6	4
Phil Housley	7	1	4	5	0
Aaron Broten	7	2	2	4	12
Pat Elynuik	7	2	2	4	4
Evgeny Davydov	7	2	2	4	2
Keith Tkachuk	7	3	0	3	30
Ed Olczyk	6	2	1	3	4
Randy Carlyle	5	1	0	1	6
Lucien Deblois	5	1	0	1	2
Darrin Shannon	7	0	1	1	10
Phil Sykes	7	0	1	1	9
Bob Essensa	1	0	0	0	0
Doug Evans	1	0	0	0	2
Luciano Borsato	1	0	0	0	0
Kris Draper	2	0	0	0	0
Mike Hartman	2	0	0	0	2
Dean Kennedy	2	0	0	0	0
Shawn Cronin	4	0	0	0	6
Mike Eagles	7	0	0	0	8
Mike Lalor	7	0	0	0	19
Troy Murray	7	0	0	0	2
Teppo Numminen	7	0	0	0	0
Rick Tabaracci	7	0	0	0	0
Igor Ulanov	7	0	0	0	39

GOALTENDER	GP	MIN	GAA	W-L	SO	GA	SA	SV%
Rick Tabaracci	7	387	4.03	3-4	0	26	212	.877
Bob Essensa	1	33	5.45	0-0	0	3	17	.824

1992-93 WINNIPEG JETS

PLAYER	GP	G	A	PTS	PIM
Phil Housley	6	0	7	7	2
Teemu Selanne	6	4	2	6	2
Darrin Shannon	6	2	4	6	6
Keith Tkachuk	6	4	0	4	14
Thomas Steen	6	1	3	4	2
Stu Barnes	6	1	3	4	2
Andy Brickley	1	1	1	2	0
Kris King	6	1	1	2	4
Teppo Numminen	6	1	1	2	2
Mike Lalor	4	0	2	2	4
Fredrik Olausson	6	0	2	2	2
Alexei Zhamnov	6	0	2	2	2
Tie Domi	6	1	0	1	23
Luciano Borsato	6	1	0	1	4
Mike Eagles	5	0	1	1	6
Russ Romaniuk	1	0	0	0	0
John Druce	2	0	0	0	0
Bryan Erickson	3	0	0	0	0
Evgeny Davydov	4	0	0	0	0
Igor Ulanov	4	0	0	0	4
Bob Essensa	6	0	0	0	2
Dean Kennedy	6	0	0	0	2
Sergei Bautin	6	0	0	0	2

GOALTENDER	GP	MIN	GAA	W-L	SO	GA	SA	SV%
Bob Essensa	6	367	3.27	2-4	0	20	183	.891

1995-96 WINNIPEG JETS

PLAYER	GP	G	A	PTS	PIM
Dave Manson	6	2	1	3	30
Alexei Zhamnov	6	2	1	3	8
Craig Janney	6	1	2	3	0
Ed Olczyk	6	1	2	3	6
Keith Tkachuk	6	1	2	3	22
Igor Korolev	6	0	3	3	0
Chad Kilger	4	1	0	1	0
Norm Maciver	6	1	0	1	2
Darrin Shannon	6	1	0	1	6
Kris King	5	0	1	1	4
Craig Muni	6	0	1	1	2
Mike Eastwood	6	0	1	1	2
Oleg Tverdovsky	6	0	1	1	0
Jim McKenzie	1	0	0	0	2
Craig Mills	1	0	0	0	0
Dallas Drake	3	0	0	0	0
Iain Fraser	4	0	0	0	0
Jeff Finley	6	0	0	0	4
Teppo Numminen	6	0	0	0	2
Mike Stapleton	6	0	0	0	21
Nikolai Khabibulin	6	0	0	0	0
Shane Doan	6	0	0	0	6

GOALTENDER	GP	MIN	GAA	W-L	SO	GA	SA	SV%
Nikolai Khabibulin	6	359	3.18	2-4	0	19	214	.911

1996-97 PHOENIX COYOTES

PLAYER	GP	G	A	PTS	PIM
Cliff Ronning	7	0	7	7	12
Keith Tkachuk	7	6	0	6	7
Teppo Numminen	7	3	3	6	0
Jeremy Roenick	6	2	4	6	4
Darrin Shannon	7	3	1	4	4
Bob Corkum	7	2	2	4	4
Mike Gartner	7	1	2	3	4
Craig Janney	7	0	3	3	4
Deron Quint	7	0	2	2	0
Dallas Drake	7	0	1	1	2
Oleg Tverdovsky	7	0	1	1	0
Murray Baron	1	0	0	0	0
Jeff Finley	1	0	0	0	2
Igor Korolev	1	0	0	0	0
Jocelyn Lemieux	2	0	0	0	4
Shane Doan	4	0	0	0	2
Jim Johnson	6	0	0	0	4
Gerald Diduck	7	0	0	0	10
Kris King	7	0	0	0	17
Jim McKenzie	7	0	0	0	2
Jayson More	7	0	0	0	7
Mike Stapleton	7	0	0	0	14
Nikolai Khabibulin	7	0	0	0	6

GOALTENDER	GP	MIN	GAA	W-L	SO	GA	SA	SV%
Nikolai Khabibulin	7	426	2.11	3-4	1	15	222	.932

1997-98 PHOENIX COYOTES

PLAYER	GP	G	A	PTS	PIM
Rick Tocchet	6	6	2	8	25
Jeremy Roenick	6	5	3	8	4
Oleg Tverdovsky	6	0	7	7	0
Keith Tkachuk	6	3	3	6	10
Cliff Ronning	6	1	3	4	4
Craig Janney	6	0	3	3	0
Murray Baron	6	0	2	2	6
Gerald Diduck	6	0	2	2	20
Mike Gartner	5	1	0	1	18
Bob Corkum	6	1	0	1	4
Shane Doan	6	1	0	1	6
Dallas Drake	4	0	1	1	2
Nikolai Khabibulin	4	0	1	1	0
Darrin Shannon	5	0	1	1	4
Norm Maciver	6	0	1	1	2
Mark Janssens	1	0	0	0	2
Jim McKenzie	1	0	0	0	0
Teppo Numminen	1	0	0	0	0
Jim Cummins	3	0	0	0	4
Jimmy Waite	4	0	0	0	0
Brad Isbister	5	0	0	0	2
Michel Petit	5	0	0	0	8
Keith Carney	6	0	0	0	4
Mike Stapleton	6	0	0	0	2

GOALTENDER	GP	MIN	GAA	W-L	SO	GA	SA	SV%
Jimmy Waite	4	171	3.86	0-3	0	11	97	.887
Nikolai Khabibulin	4	185	4.22	2-1	0	13	106	.877

1998-99 PHOENIX COYOTES

PLAYER	GP	G	A	PTS	PIM
Dallas Drake	7	4	3	7	4
Shane Doan	7	2	2	4	6
Robert Reichel	7	1	3	4	2
Keith Tkachuk	7	1	3	4	13
Teppo Numminen	7	2	1	3	4
Keith Carney	7	1	2	3	10
Rick Tocchet	7	0	3	3	8
Louie DeBrusk	6	2	0	2	6
Stephen Leach	7	1	1	2	2
Juha Ylonen	2	0	2	2	2
Brian Noonan	5	0	2	2	4
Oleg Tverdovsky	6	0	2	2	6
Greg Adams	3	1	0	1	0
Mike Stapleton	7	1	0	1	0
Jim Cummins	3	0	1	1	0
Stan Neckar	6	0	1	1	4
Bob Corkum	7	0	1	1	4
Jyrki Lumme	7	0	1	1	6
Jeremy Roenick	1	0	0	0	0
Brad Tiley	1	0	0	0	0
Tavis Hansen	2	0	0	0	0
Gerald Diduck	3	0	0	0	2
Mike Sullivan	5	0	0	0	2
J.J. Daigneault	6	0	0	0	8
Nikolai Khabibulin	7	0	0	0	2

GOALTENDER	GP	MIN	GAA	W-L	SO	GA	SA	SV%
Nikolai Khabibulin	7	449	2.41	3-4	0	18	236	.924

1999-2000 PHOENIX COYOTES

PLAYER	GP	G	A	PTS	PIM
Jeremy Roenick	5	2	2	4	10
Travis Green	5	2	1	3	2
Shane Doan	4	1	2	3	8
Benoit Hogue	5	1	2	3	2
Mikael Renberg	5	1	2	3	4
Trevor Letowski	5	1	1	2	4
Teppo Numminen	5	1	1	2	0
Keith Tkachuk	5	1	1	2	4
Dallas Drake	5	0	1	1	4
Jyrki Lumme	5	0	1	1	2
Radoslav Suchy	5	0	1	1	0
Mike Sullivan	5	0	1	1	0
Daniel Briere	1	0	0	0	0
J.J. Daigneault	1	0	0	0	0
Juha Ylonen	1	0	0	0	0
Louie DeBrusk	3	0	0	0	0
Greg Adams	5	0	0	0	0
Sean Burke	5	0	0	0	0
Stan Neckar	5	0	0	0	0
Mika Alatalo	5	0	0	0	2
Keith Carney	5	0	0	0	17
Lyle Odelein	5	0	0	0	16

GOALTENDER	GP	MIN	GAA	W-L	SO	GA	SA	SV%
Sean Burke	5	296	3.24	1-4	0	16	167	.904

2001-02 PHOENIX COYOTES

PLAYER	GP	G	A	PTS	PIM
Shane Doan	5	2	2	4	6
Daniel Briere	5	2	1	3	2
Mike Johnson	5	1	1	2	6
Sean Burke	5	0	2	2	0
Denis Pederson	5	0	2	2	0
Todd Simpson	5	0	2	2	6
Daymond Langkow	5	1	0	1	0
Radoslav Suchy	5	1	0	1	0
Dan Focht	1	0	1	1	0
Drake Berehowsky	5	0	1	1	4
Branko Radivojevic	1	0	0	0	2
Krystofer Kolanos	2	0	0	0	6
Andrei Nazarov	3	0	0	0	2
Teppo Numminen	4	0	0	0	2
Landon Wilson	4	0	0	0	12
Claude Lemieux	5	0	0	0	2
Brad May	5	0	0	0	0
Brian Savage	5	0	0	0	0
Michal Handzus	5	0	0	0	2
Paul Mara	5	0	0	0	4
Ladislav Nagy	5	0	0	0	21
Ossi Vaananen	5	0	0	0	6

GOALTENDER	GP	MIN	GAA	W-L	SO	GA	SA	SV%
Sean Burke	5	297	2.63	1-4	0	13	133	.902

2009-10 PHOENIX COYOTES

PLAYER	GP	G	A	PTS	PIM
Matthew Lombardi	7	1	5	6	2
Wojtek Wolski	7	4	1	5	0
Keith Yandle	7	2	3	5	4
Radim Vrbata	7	2	2	4	4
Derek Morris	7	1	3	4	11
Petr Prucha	7	1	2	3	4
Martin Hanzal	7	0	3	3	10
Taylor Pyatt	7	1	1	2	2
Vernon Fiddler	6	1	1	2	14
Shane Doan	3	1	1	2	4
Lee Stempniak	7	0	2	2	0
Zbynek Michalek	7	0	2	2	2
Adrian Aucoin	7	0	2	2	10
Ed Jovanovski	7	1	0	1	4
Lauri Korpikoski	7	1	0	1	2
Sami Lepisto	7	1	0	1	0
Mathieu Schneider	3	1	0	1	0
Robert Lang	4	0	1	1	0
Daniel Winnik	7	0	0	0	0
Petteri Nokelainen	5	0	0	0	2

GOALTENDER	GP	MIN	GAA	W-L	SO	GA	SA	SV%
Ilya Bryzgalov	7	419	3.44	3-4	0	24	255	.906

2010-11 PHOENIX COYOTES

PLAYER	GP	G	A	PTS	PIM
Shane Doan	4	3	2	5	6
Radim Vrbata	4	2	3	5	0
Keith Yandle	4	0	5	5	0
Ray Whitney	4	1	2	3	2
Kyle Turris	4	1	2	3	2
Martin Hanzal	4	1	2	3	8
David Schlemko	7	1	0	1	4
Taylor Pyatt	4	1	0	1	0
Lauri Korpikoski	4	0	1	1	2
Mikkel Boedker	4	0	1	1	2
Ed Jovanovski	4	0	1	1	2
Lee Stempniak	4	0	0	0	0
Rostislav Klesla	4	0	0	0	7
Michal Rozsival	4	0	0	0	2
Eric Belanger	4	0	0	0	2
Adrian Aucoin	4	0	0	0	2
Vernon Fiddler	4	0	0	0	0
Andrew Ebbett	3	0	0	0	0
Paul Bissonnette	1	0	0	0	0

GOALTENDER	GP	MIN	GAA	W-L	SO	GA	SA	SV%
Ilya Bryzgalov	4	234	4.36	0-4	0	17	140	.879

2011-12 PHOENIX COYOTES

PLAYER	GP	G	A	PTS	PIM
Antoine Vermette	16	5	5	10	24
Shane Doan	16	5	4	9	41
Keith Yandle	16	1	8	9	10
Mikkel Boedker	16	4	4	8	0
Rostislav Klesla	15	2	6	8	4
Ray Whitney	16	2	5	7	10
Daymond Langkow	16	1	6	7	4
Taylor Pyatt	16	4	2	6	2
Martin Hanzal	12	3	3	6	29
Derek Morris	16	2	4	6	24
Radim Vrbata	16	2	3	5	8
Oliver Ekman-Larsson	16	1	3	4	8
Kyle Chipchura	15	1	3	4	7
Gilbert Brule	12	2	1	3	0
Raffi Torres	3	1	1	2	2
Marc-Antoine Pouliot	8	1	1	2	2
Boyd Gordon	16	0	2	2	6
Adrian Aucoin	11	0	2	2	10
Michal Rozsival	15	0	0	0	2
Lauri Korpikoski	11	0	0	0	2
David Schlemko	5	0	0	0	0
Paul Bissonnette	3	0	0	0	15
*Michael Stone	2	0	0	0	0

GOALTENDER	GP	MIN	GAA	W-L	SO	GA	SA	SV%
Mike Smith	16	1027	1.99	9-7	3	34	602	.944

#	PLAYER	GP	G	A	PTS	PIM	#	PLAYER	GP	G	A	PTS	PIM
1	Dale Hawerchuk	38	16	33	49	39	63	Daniel Briere	6	2	1	3	2
2	Thomas Steen	56	12	32	44	62	64	Gilbert Brule	12	2	1	3	0
3	Shane Doan	55	15	13	28	85	65	Benoit Hogue	5	1	2	3	2
4	Keith Tkachuk	44	19	9	28	100	66	Mikael Renberg	5	1	2	3	4
5	Paul MacLean	35	16	10	26	76	67	Petr Prucha	7	1	2	3	4
6	Dave Ellett	33	4	16	20	22	68	Keith Carney	18	1	2	3	31
7	Keith Yandle	27	3	16	19	14	69	Scott Arniel	18	1	2	3	26
8	Jeremy Roenick	18	9	9	18	18	70	Kris King	18	1	2	3	25
9	Fredrik Olausson	35	4	13	17	12	71	Tim Watters	28	1	2	3	49
10	Randy Carlyle	31	3	14	17	51	72	Igor Korolev	7	0	3	3	0
11	Teppo Numminen	50	8	8	16	20	73	Iain Duncan	11	0	3	3	6
12	Brian Mullen	26	7	9	16	16	74	Kyle Turris	4	1	2	3	2
13	Moe Mantha	16	5	10	15	18	75	Paul Fenton	7	2	0	2	23
14	Laurie Boschman	34	5	10	15	87	76	Louie DeBrusk	9	2	0	2	6
15	David Babych	18	4	10	14	35	77	Gilles Hamel	9	2	0	2	2
16	Radim Vrbata	27	6	8	14	12	78	Mark Kumpel	11	2	0	2	6
17	Ron Wilson	23	7	6	13	6	79	Mike Lalor	11	2	0	2	23
18	Darrin Shannon	31	6	7	13	30	80	Andy Brickley	1	1	1	2	0
19	Mario Marois	18	2	11	13	35	81	Raffi Torres	3	1	1	2	2
20	Andrew McBain	24	5	7	12	39	82	Trevor Letowski	5	1	1	2	4
21	Martin Hanzal	23	4	8	12	47	83	Mike Johnson	5	1	1	2	6
22	Phil Housley	13	1	11	12	2	84	Vernon Fiddler	10	1	1	2	14
23	Doug Smail	41	9	2	11	49	85	Stephen Leach	7	1	1	2	2
24	Rick Tocchet	13	6	5	11	33	86	Marc-Antoine Pouliot	8	1	1	2	2
25	Cliff Ronning	13	1	10	11	16	87	Radoslav Suchy	10	1	1	2	0
26	Oleg Tverdovsky	25	0	11	11	6	88	Norm Maciver	12	1	1	2	4
27	Pat Elynuik	14	4	6	10	6	89	Peter Taglianetti	14	1	1	2	20
28	Antoine Vermette	16	5	5	10	24	90	Juha Ylonen	3	0	2	2	2
29	Ray Whitney	20	3	7	10	12	91	Brian Noonan	5	0	2	2	4
30	Derek Morris	23	3	7	10	35	92	Denis Pederson	5	0	2	2	0
31	Dallas Drake	26	4	6	10	12	93	Todd Simpson	5	0	2	2	6
32	Ray Neufeld	18	6	3	9	46	94	Murray Baron	7	0	2	2	6
33	Craig Janney	19	1	8	9	4	95	Morris Lukowich	7	0	2	2	16
34	Mikkel Boedker	20	4	5	9	2	96	Paul MacDermid	7	0	2	2	8
35	Taylor Pyatt	27	6	3	9	4	97	Zbynek Michalek	7	0	2	2	2
36	Rostislav Klesla	19	2	6	8	17	98	Deron Quint	7	0	2	2	0
37	Daymond Langkow	21	2	6	8	4	99	Lee Stempniak	11	0	2	2	2
38	Bengt Lundholm	14	3	4	7	14	100	Sean Burke	10	0	2	2	0
39	Teemu Selanne	6	4	2	6	2	101	Perry Turnbull	12	0	2	2	47
40	Eddie Olczyk	12	3	3	6	10	102	Jyrki Lumme	12	0	2	2	8
41	Bob Corkum	20	3	3	6	12	103	Boyd Gordon	16	0	2	2	6
42	Matthew Lombardi	7	1	5	6	2	104	Gerald Diduck	16	0	2	2	32
43	Wojtek Wolski	7	4	1	5	0	105	Ed Jovanovski	11	1	1	2	6
44	Lucien DeBlois	15	3	2	5	15	106	Lauri Korpikoski	22	1	1	2	8
45	Alexei Zhamnov	12	2	3	5	10	107	Bill Derlago	3	1	0	1	0
46	Norm Dupont	5	3	1	4	0	108	Bryan Maxwell	3	1	0	1	23
47	Brent Ashton	7	3	1	4	2	109	Mathieu Schneider	3	1	0	1	0
48	Aaron Broten	7	2	2	4	12	110	Randy Gilhen	4	1	0	1	10
49	Doug Evans	8	2	2	4	12	111	Chad Kilger	4	1	0	1	0
50	Evgeny Davydov	11	2	2	4	2	112	David Schlemko	9	1	0	1	4
51	Robert Picard	11	2	2	4	20	113	Tie Domi	6	1	0	1	23
52	Mike Gartner	12	2	2	4	22	114	Luciano Borsato	7	1	0	1	4
53	Stu Barnes	6	1	3	4	2	115	Sami Lepisto	7	1	0	1	0
54	Kyle Chipchura	15	1	3	4	7	116	Greg Adams	8	1	0	1	0
55	Oliver Ekman-Larsson	16	1	3	4	8	117	Steve Rooney	13	1	0	1	67
56	Greg Paslawski	7	1	3	4	0	118	Mike Stapleton	26	1	0	1	37
57	Robert Reichel	7	1	3	4	2	119	Tim Young	1	0	1	1	0
58	Adrian Aucoin	22	0	4	4	22	120	Dan Focht	1	0	1	1	0
59	Jim Kyte	24	0	4	4	73	121	Murray Eaves	4	0	1	1	2
60	Willy Lindstrom	4	2	1	3	2	122	Robert Lang	4	0	1	1	0
61	Travis Green	5	2	1	3	2	123	Drake Berehowsky	5	0	1	1	4
62	Dave Manson	6	2	1	3	30	124	Jim Cummins	6	0	1	1	4

#	PLAYER	GP	G	A	PTS	PIM	#	PLAYER	GP	G	A	PTS	PIM
125	Gord Donnelly	6	0	1	1	8	166	Iain Fraser	4	0	0	0	0
126	Mike Eastwood	6	0	1	1	2	167	Jimmy Mann	4	0	0	0	7
127	Craig Muni	6	0	1	1	2	168	Doug Soetaert	4	0	0	0	0
128	Dave Christian	7	0	1	1	2	169	Jimmy Waite	4	0	0	0	0
129	Dave McLlwain	7	0	1	1	2	170	Landon Wilson	4	0	0	0	12
130	Mike Sullivan	10	0	1	1	2	171	Paul Boutilier	5	0	0	0	15
131	Stan Neckar	11	0	1	1	4	172	Brad Isbister	5	0	0	0	2
132	Brad Berry	11	0	1	1	14	173	Michel Petit	5	0	0	0	8
133	Phil Sykes	11	0	1	1	9	174	Mika Alatalo	5	0	0	0	2
134	Mike Eagles	12	0	1	1	14	175	Lyle Odelein	5	0	0	0	16
135	Jim Nill	14	0	1	1	39	176	Claude Lemieux	5	0	0	0	2
136	Mike Smith	16	0	1	1	14	177	Brad May	5	0	0	0	0
137	Nikolai Khabibulin	24	0	1	1	8	178	Brian Savage	5	0	0	0	0
138	Dan Bouchard	1	0	0	0	2	179	Michal Handzus	5	0	0	0	2
139	Jordy Douglas	1	0	0	0	2	180	Paul Mara	5	0	0	0	4
140	Peter Douris	1	0	0	0	0	181	Ladislav Nagy	5	0	0	0	21
141	Mark Janssens	1	0	0	0	2	182	Petteri Nokelainen	5	0	0	0	2
142	Brad Jones	1	0	0	0	0	183	Ossi Vaananen	5	0	0	0	6
143	Craig Mills	1	0	0	0	0	184	Wade Campbell	6	0	0	0	9
144	Russ Romaniuk	1	0	0	0	0	185	Larry Hopkins	6	0	0	0	2
145	Dave Silk	1	0	0	0	2	186	Jim Johnson	6	0	0	0	4
146	Brad Tiley	1	0	0	0	0	187	Don Spring	6	0	0	0	10
147	Tim Trimper	1	0	0	0	0	188	J.J. Daigneault	7	0	0	0	8
148	Mike Veisor	1	0	0	0	0	189	Marc Behrend	7	0	0	0	0
149	Branko Radivojevic	1	0	0	0	2	190	Jeff Finley	7	0	0	0	6
150	Michael Stone	2	0	0	0	0	191	Jayson More	7	0	0	0	7
151	Kris Draper	2	0	0	0	0	192	Troy Murray	7	0	0	0	2
152	John Druce	2	0	0	0	0	193	Serge Savard	7	0	0	0	4
153	Tavis Hansen	2	0	0	0	0	194	Rick Tabaracci	7	0	0	0	0
154	Mike Hartman	2	0	0	0	2	195	Daniel Winnik	7	0	0	0	0
155	Jocelyn Lemieux	2	0	0	0	4	196	Dean Kennedy	8	0	0	0	2
156	Ed Staniowski	2	0	0	0	0	197	Shawn Cronin	9	0	0	0	13
157	Krystofer Kolanos	2	0	0	0	6	198	Jim McKenzie	9	0	0	0	4
158	Andrew Ebbett	3	0	0	0	0	199	Ilya Bryzgalov	11	0	0	0	0
159	Bobby Dollas	3	0	0	0	2	200	Bob Essensa	11	0	0	0	2
160	Bryan Erickson	3	0	0	0	0	201	Brian Hayward	11	0	0	0	0
161	Tom Martin	3	0	0	0	2	202	Igor Ulanov	11	0	0	0	43
162	Eldon Reddick	3	0	0	0	0	203	Daniel Berthiaume	14	0	0	0	0
163	Andrei Nazarov	3	0	0	0	2	204	Michal Rozsival	19	0	0	0	4
164	Paul Bissonnette	4	0	0	0	15	205	Stephane Beauregard	40	0	0	0	0
165	Eric Belanger	4	0	0	0	2							

ALL-TIME PLAYOFF GOALTENDING

PLAYER	YEAR	GP	MIN	GAA	W	L	SO	GA	SA	SV%
Mike Smith	2011-12	16	1027	1.99	9	7	3	34	602	.944
Nikolai Khabibulin	1995-96 to 1998-99	24	1419	2.75	10	13	1	65	778	.916
Sean Burke	1999-00 to 2001-02	10	593	2.93	2	8	0	29	300	.903
Stephane Beauregard	1989-90	4	238	3.03	1	3	0	12	105	.886
Bob Essensa	1989-90 to 1992-93	11	606	3.47	4	5	0	35	300	.883
Eldon Reddick	1986-87	3	166	3.61	0	2	0	10	73	.863
Marc Behrend	1983-84 to 1985-86	7	312	3.65	1	3	0	19	194	.902
Daniel Berthiaume	1985-86 to 1987-88	14	805	3.73	5	9	0	50	407	.877
Jimmy Waite	1997-98	4	171	3.86	0	3	0	11	97	.887
Ilya Bryzgalov	2009-10 to 2010-11	11	653	3.90	3	8	0	41	395	.896
Rick Tabaracci	1991-92	7	387	4.03	3	4	0	26	212	.877
Brian Hayward	1982-83 to 1985-86	11	537	4.80	2	8	0	43	271	.841
Doug Soetaert	1981-82 to 1983-84	4	160	4.88	1	2	0	13	91	.857
Ed Staniowski	1981-82	2	120	6.00	0	2	0	12	42	.714
Mike Veisor	1983-84	1	40	6.00	0	0	0	4	29	.862
Dan Bouchard	1985-86	1	40	7.50	0	1	0	5	22	.773

GAMES PLAYED

1. Thomas Steen	56
2. Shane Doan	55
3. Teppo Numminen	50
4. Keith Tkachuk	44
5. Doug Smail	41
6. Stephane Beauregard	40
7. Dale Hawerchuk	38
8. Paul MacLean	35
Fredrik Olausson	35
10. Laurie Boschman	34

GOALS

1. Keith Tkachuk	19
2. Dale Hawerchuk	16
Paul MacLean	16
4. Shane Doan	15
5. Thomas Steen	12
6. Jeremy Roenick	9
Doug Smail	9
8. Teppo Numminen	8
9. Brian Mullen	7
Ron Wilson	7

ASSISTS

1. Dale Hawerchuk	33
2. Thomas Steen	32
3. Dave Ellett	16
Keith Yandle	16
5. Randy Carlyle	14
6. Shane Doan	13
Fredrik Olausson	13
8. Mario Marois	11
Phil Housley	11
Oleg Tverdovsky	11

POINTS

1. Dale Hawerchuk	49
2. Thomas Steen	44
3. Keith Tkachuk	28
Shane Doan	28
5. Paul MacLean	26
6. Dave Ellett	20
7. Keith Yandle	19
8. Jeremy Roenick	18
9. Fredrik Olausson	17
Randy Carlyle	17

PENALTY MINUTES

1. Keith Tkachuk	100
2. Laurie Boschman	87
3. Shane Doan	85
4. Paul MacLean	76
5. Jim Kyte	73
6. Steve Rooney	67
7. Thomas Steen	62
8. Randy Carlyle	51
9. Tim Watters	49
Doug Smail	49

POWER-PLAY GOALS

1. Thomas Steen	7
Paul Maclean	7
3. Keith Tkachuk	5
Dale Hawerchuk	5
5. Shane Doan	4
Dave Ellett	4
Teppo Numminen	4
8. Antoine Vermette	3
Jeremy Roenick	3
Dave Babych	3

SHORTHANDED GOALS

1. Dale Hawerchuk	3
2. Bengt Lundholm	2
Brian Mullen	2
Doug Smail	2
Jeremy Roenick	2
Thomas Steen	2
7. Several tied with	1

GAME-WINNING GOALS

1. Shane Doan	4
2. Mikkel Boedker	2
Martin Hanzal	2
Gilles Hamel	2
Jeremy Roenick	2
Teemu Selanne	2
7. Several tied with	1

ALL-TIME CAREER PLAYOFF GOALTENDING LEADERS

GAMES PLAYED

1. Nikolai Khabibulin	24
2. Mike Smith	16
3. Daniel Berthiaume	14
4. Ilya Bryzgalov	11
Bob Essensa	11

MINUTES PLAYED

1. Nikolai Khabibulin	1419
2. Mike Smith	1027
3. Daniel Berthiaume	805
4. Ilya Bryzgalov	653
5. Bob Essensa	606

WINS

1. Nikolai Khabibulin	10
2. Mike Smith	9
3. Daniel Berthiaume	5
4. Bob Essensa	4
5. Ilya Bryzgalov	3
Rick Tabaracci	3

GOALS AGAINST AVERAGE

1. Mike Smith	1.99
2. Nikolai Khabibulin	2.75
3. Sean Burke	2.93
4. Stephane Beauregard	3.03
5. Bob Essensa	3.47

SAVE PERCENTAGE

1. Mike Smith	.944
2. Nikolai Khabibulin	.916
3. Sean Burke	.903
4. Marc Behrend	.902
5. Ilya Bryzgalov	.892

MOST

GAMES
16 – 2012

WINS
9 – 2012

HOME
4 – 2012

ROAD
5 – 2012

LOSSES

7 – 2012

HOME
5 – 2012

ROAD
3 – 7 times (last 2000)

GOALS

37 – 2012 (17 vs. CHI, 12 vs. NSH, 8 vs. LAK)

GOALS AGAINST

35 – 2 times (last 2012)

OVERTIME GAMES

7 – 2012

OVERTIME WINS

4 – 2012

CONSECUTIVE WINS

3 games – 3 times (last Apr. 23-29, 2012)

TEAM PLAYOFF RECORDS: SERIES

MOST

GOALS:
22 – 1987 (vs. CGY) and 1990 (vs. EDM)

GOALS, 3-GAME SERIES:
9 – 1983 (vs. EDM)

GOALS, 4-GAME SERIES:
15 – 1985 (vs. CGY)

GOALS, 5-GAME SERIES:
17 – 1988 (vs. EDM)

GOALS, 6-GAME SERIES:
22 – 1987 (vs. CGY)

GOALS, 7-GAME SERIES:
22 – 1990 (vs. EDM)

GOALS, BOTH TEAMS:
46 – 1990 (WPG 22 vs. EDM 24) and 1992 (WPG 17 vs. VAN 29)

GOALS, BOTH TEAMS, 3-GAME SERIES:
25 – 1984 (WPG 7 vs. EDM 18)

GOALS, BOTH TEAMS, 4-GAME SERIES:
33 – 1982 (WPG 13 vs. STL 20) and 1985 (WPG 11 vs. EDM 22)

GOALS, BOTH TEAMS, 5-GAME SERIES:
42 – 1988 (WPG 17 vs. EDM 25)

GOALS, BOTH TEAMS, 6-GAME SERIES:
42 – 1998 (PHX 18 vs. DET 24)

GOALS, BOTH TEAMS, 7-GAME SERIES:
46 – 1990 (WPG 22 vs. EDM 24) and 1992 (WPG 17 vs. VAN 29)

POWER PLAY GOALS:
8 – 1987 (vs. CGY)

PENALTY MINUTES:
213 – 1988 (vs. EDM)

SHUTOUTS, BOTH TEAMS:
2 – 3 times (last: 2012 WCF, PHX 1 vs. LAK 1)

FEWEST

GOALS, 3-GAME SERIES:
7 – 1984 (vs. EDM)

GOALS, 4-GAME SERIES:
9 – 1987 (vs. EDM)

GOALS, 5-GAME SERIES:
7 – 2002 (vs. SJS)

GOALS, 6-GAME SERIES:
10 – 1996 (vs. DET)

GOALS, 7-GAME SERIES:
16 – 1999 (vs. STL)

GOALS, BOTH TEAMS, 3-GAME SERIES:
23 – 1983 (WPG 9 vs. EDM 14) and 1986 (WPG 8 vs. CGY 15)

GOALS, BOTH TEAMS, 4-GAME SERIES:
26 – 1987 (WPG 9 vs. EDM 17)

GOALS, BOTH TEAMS, 5-GAME SERIES:
20 – 2002 (PHX 7 vs. SJS 13)

GOALS, BOTH TEAMS, 6-GAME SERIES:
29 – 2012 (PHX 17 vs. CHI 12)

GOALS, BOTH TEAMS, 7-GAME SERIES:
34 – 1997 (PHX 17 vs. ANA 17)

PENALTY MINUTES:
41 – 2011 (vs. DET)

MOST GOALS

7 – (WPG 7 at EDM 5) – Apr. 4, 1990;
(PHX 7 at DET 4) – Apr. 24, 1998

GOALS, BOTH TEAMS

12 – (WPG 7 at EDM 5) – Apr. 4, 1990

GOALS AGAINST

9 – (WPG 2 at EDM 9) – Apr. 4, 1984

POWER-PLAY GOALS

4 – vs. STL, Apr. 8, 1982

POWER-PLAY GOALS AGAINST

4 – at EDM, Apr. 12, 1988; vs. DET, Apr. 23, 1996;
and vs. DET, May 3, 1998

SHORTHANDED GOALS

2 – at CGY, Apr. 14, 1985; vs. EDM, Apr. 9, 1988;
and at DET, Apr. 24, 1998

SHOTS

41 – at STL, Apr. 11, 1982; vs. LAK, May 22, 2012

SHOTS AGAINST

54 – at EDM, Apr. 5, 1984

PENALTY MINUTES

71 – vs. EDM, Apr. 9, 1988

PENALTY MINUTES, BOTH TEAMS

150 – (WPG 71 vs. EDM 79) – Apr. 9, 1988

LONGEST OVERTIME

21 minutes, 8 seconds – vs. EDM, Apr. 10, 1990.
(Dave Ellett scored at
1:08 of 2nd overtime)

SHORTEST OVERTIME

25 seconds – at EDM, Apr. 5, 1984. (Randy Gregg
scored at 0:25 of 1st overtime)

FEWEST**SHOTS**

13 – vs. DET, Apr. 28, 1996

SHOTS AGAINST

16 – vs. EDM, Apr. 8, 1990

TEAM PLAYOFF RECORDS: PERIOD

MOST GOALS

4 – (WPG 6 vs CGY 1) – Apr. 16, 1987, 1st period
(WPG 5 at CGY 3) – Apr. 14, 1985, 2nd period
(WPG 5 vs. STL 2) – Apr. 8, 1982, 2nd period
and (PHX 7 at DET 4) – Apr. 24, 1998, 2nd
period

GOALS AGAINST

6 – (WPG 4 at EDM 7) – Apr. 6, 1988, 3rd period

POWER-PLAY GOALS

3 – (WPG 5 vs. STL 2) -- Apr. 8, 1982, 2nd period

POWER-PLAY GOALS AGAINST

3 – (WPG 1 vs. DET 6) – Apr. 23, 1996, 2nd period
and (PHX 2 vs. DET 5) – May 3, 1998, 2nd
period

SHOTS

20 – (WPG 4 vs CGY 3) -- Apr. 12, 1987, 2nd period
and (PHX 3 vs. DET 2) -- Apr. 14, 2010, 3rd
period

SHOTS AGAINST

20 – (WPG 4 at EDM 5) – Apr. 5, 1984, 3rd period
(WPG 3 at DET 1) – Apr. 26, 1996, 3rd period
(PHX 3 vs. LAK 4) – May 22, 2012, 2nd period

PENALTY MINUTES

59 – (WPG 2 at STL 8) – Apr. 11, 1982, 2nd period

PENALTY MINUTES, BOTH TEAMS

110 – (WPG 59 at STL 51) – Apr. 11, 1982, 2nd
period

FEWEST**SHOTS**

1 – vs. NSH, Apr. 27, 2012, 3rd period

SHOTS AGAINST

4 – at St. Louis, Apr. 10, 1982, 3rd period
– vs. Anaheim, Apr. 22, 1997, 1st period
– vs. Detroit, Apr. 30, 1998, 3rd period
– at Colorado, Apr. 21, 2000, 1st period
– at San Jose, Apr. 26, 2002, 3rd period
– vs. Detroit, Apr. 23, 2010, 2nd period

FASTEST**FOUR GOALS**

9 minutes, 12 seconds – at Detroit, Apr. 24, 1998.
2nd period. Scorers: Rick
Tocchet, 4:39; Jeremy
Roenick, 7:13; Roenick,
13:24 and Keith Tkachuk,
13:51

THREE GOALS

4 minutes, 45 seconds – at St. Louis, Apr. 25,
1999, 1st period. Scorers:
Dallas Drake, 3:46; Keith
Tkachuk, 7:19; Louie
DeBrusk, 8:31

THREE GOALS, BOTH TEAMS

27 seconds – at Detroit, Apr. 24, 1998, 2nd period.
Scorers: Jeremy Roenick, Phoenix,
13:24; Mathieu Dandenault, Detroit,
13:32; Keith Tkachuk, Phoenix, 13:51

TWO GOALS

16 seconds – vs. Calgary, Apr. 11, 1985, 2nd period.
Scorers: Dale Hawerchuk, 0:47;
Doug Smail, 1:03

TWO GOALS, BOTH TEAMS

8 seconds – at Detroit, Apr. 24, 1998, 2nd period.
Scorers: Jeremy Roenick, Phoenix,
13:24; Mathieu Dandenault, Detroit,
13:32

MOST**YEARS**

10 – Thomas Steen, 1982 - 1988, 1990, 1992, 1993

CONSECUTIVE YEARS

7 – Dale Hawerchuk, 1982 - 1988; Thomas Steen, 1982 - 1988;
Doug Smail, 1982 - 1988

GAMES

56 – Thomas Steen

GOALS

19 – Keith Tkachuk

ASSISTS

33 – Dale Hawerchuk

POINTS

49 – Dale Hawerchuk

OVERTIME GOALS

2 – Mikkel Boedker

THREE-OR-MORE GOAL GAMES

1 – Teemu Selanne, at Vancouver, Apr. 27, 1993

PENALTY MINUTES

100 – Keith Tkachuk

GAMES BY A GOALTENDER

24 – Nikolai Khabibulin

MINUTES BY A GOALTENDER

1,419 – Nikolai Khabibulin

INDIVIDUAL PLAYOFF RECORDS: SINGLE YEAR

MOST**POINTS**

13 – Dale Hawerchuk, 1987,
5 goals, 8 assists in 10 games

POINTS, DEFENSEMAN

9 – Dave Babych, 1985, 2 goals and 7 assists in 8
games
Keith Yandle, 2012, 1 goal and 8 assists
in 16 games

POINTS, ROOKIE

8 – Dale Hawerchuk, 1982,
1 goal and 7 assists in 4 games

GOALS

6 – Keith Tkachuk, 1997, 7 games
Rick Tocchet, 1998, 6 games

GOALS, DEFENSEMAN

3 – Teppo Numminen, 1997, 7 games

GOALS, ROOKIE

4 – Teemu Selanne, 1993, 6 games
Keith Tkachuk, 1993, 6 games

GAME-WINNING GOALS

2 – Gilles Hamel, 1987, 8 games
Teemu Selanne, 1993, 6 games
Jeremy Roenick, 1998, 6 games
Shane Doan, 1999, 7 games
Shane Doan, 2012, 16 games
Mikkel Boedker, 2012, 16 games
Martin Hanzal, 2012, 12 games

OVERTIME GOALS

2 – Mikkel Boedker, 2012, 16 games

POWER-PLAY GOALS

3 – Dale Hawerchuk, 1987, 10 games
Rick Tocchet, 1998, 6 games
Antoine Vermette, 2012, 16 games

SHORTHANDED GOALS

2 – Bengt Lundholm, 1985, 5 games
Jeremy Roenick, 1998, 6 games

THREE-OR-MORE GOAL GAMES

1 – Teemu Selanne, 1993, 6 games

ASSISTS

8 – Dale Hawerchuk, 1987, 10 games
Dave Ellett, 1987, 10 games
Keith Yandle, 2012, 16 games

ASSISTS, DEFENSEMAN

8 – Dave Ellett, 1987, 10 games
Keith Yandle, 2012, 16 games

MINUTES PLAYED

1027 – Mike Smith, 2012, 16 games

WINS

9 – Mike Smith, 2012, 16 games

CONSECUTIVE WINS

3 – Nikolai Khabibulin, 1997 CQF, vs Anaheim
Nikolai Khabibulin, 1999 CQF, vs St. Louis
Mike Smith, 2012 CQF/CSF

LONGEST CONSECUTIVE GOAL-SCORING STREAK

5 games – Rick Tocchet, vs Detroit,
Apr. 22-Apr. 30, 1998, 6 goals

LONGEST CONSECUTIVE POINT-SCORING STREAK

6 games – Rick Tocchet, vs Detroit, Apr. 22-May 3,
1998, 6 goals, 2 assists, 8 points

MOST POINTS

10 – Dale Hawerchuk, 1987 DSF, vs. Calgary.
5 goals, 5 assists in 6 games

GOALS

6 – Keith Tkachuk, 1997 CQF, vs. Anaheim, 7 games
Rick Tocchet, 1998 CQF, vs. Detroit, 6 games

ASSISTS

7 – Dale Hawerchuk, 1982 DSF, vs. St. Louis, 4 games
Phil Housley, 1993 DSF, vs. Vancouver, 6 games
Cliff Ronning, 1997 CQF, vs. Anaheim, 7 games
Oleg Tverdovsky, 1998 CQF, vs. Detroit, 6 games

GAME-WINNING GOALS

2 – Gilles Hamel, 1987 DSF, vs. Calgary, 4 games
Teemu Selanne, 1993 DSF, vs. Vancouver, 6 games
Jeremy Roenick, 1998 CQF, vs. Detroit, 6 games
Shane Doan, 1999 CQF, vs. St. Louis, 7 games
Mikkel Boedker, 2012 CQF, vs. Chicago, 6 games

OVERTIME GOALS

2 – Mikkel Boedker, 2012 CQF, vs. Chicago (6 games)

POWER PLAY GOALS

3 – Dale Hawerchuk, 1987 DSF, vs. Calgary, 6 games
Rick Tocchet, 1998 CQF, vs. Detroit, 6 games
Antoine Vermette, 2012 CQF, vs. Chicago, 6 games

SHORTHANDED GOALS

2 – Bengt Lundholm, 1985 DF, vs. Edmonton, 4 games
Jeremy Roenick, 1998 CQF, vs. Detroit, 6 games

THREE-OR-MORE GOAL GAMES

1 – Teemu Selanne, 1993 DSF, vs. Vancouver, 6 games

PENALTY MINUTES

39 – Igor Ulanov, 1992 DSF, vs. Vancouver, 7 games

GOALS, ROOKIE

4 – Teemu Selanne, 1993 DSF, vs. Vancouver, 6 games
Keith Tkachuk, 1993 DSF, vs. Vancouver, 6 games

ASSISTS, ROOKIE

7 – Dale Hawerchuk, 1982 DSF, vs. St. Louis, 4 games

POINTS, ROOKIE

8 – Dale Hawerchuk, 1982 DSF, vs. St. Louis, 4 games

LONGEST**CONSECUTIVE POINT-SCORING STREAK**

6 games – Rick Tocchet, CQF vs. Detroit, Apr. 22-May 3, 1998, 6 goals, 2 assists, 8 points

CONSECUTIVE GOAL-SCORING STREAK

5 games – Rick Tocchet, CQF vs. Detroit, Apr. 22-Apr. 30, 1998, 6 goals

CONSECUTIVE ASSIST-SCORING STREAK

4 games – Dale Hawerchuk, DSF vs. St. Louis, Apr. 7-Apr. 11, 1982, 7 assists

INDIVIDUAL PLAYOFF RECORDS: GAME

MOST**POINTS**

4 – Dale Hawerchuk, vs. St. Louis, Apr. 8, 1982, 0 goals, 4 assists
Jeremy Roenick, at Detroit, Apr. 24, 1998, 2 goals, 2 assists

GOALS

3 – Teemu Selanne, vs. Vancouver, Apr. 23, 1993

POWER PLAY GOALS

2 – Paul MacLean, vs. St. Louis, Apr. 8, 1982
Moe Mantha, at Edmonton, Apr. 7, 1983
Teemu Selanne, vs. Vancouver, Apr. 23, 1993
Shane Doan, at Detroit, Apr. 16, 2011
Antoine Vermette, vs. Chicago, Apr. 14, 2012

ASSISTS

4 – Dale Hawerchuk, vs. St. Louis, Apr. 8, 1982

PENALTY MINUTES

25 – Dave Babych, at St. Louis, Apr. 11, 1982
Igor Ulanov, vs. Vancouver, Apr. 22, 1992

SHOTS

9 – Ray Whitney, at Chicago, Apr. 17, 2012

SHOTS FACED BY A GOALTENDER

54 – Marc Behrend, at Edmonton, Apr. 5, 1984

GOALS AGAINST BY A GOALTENDER

8 – Ed Staniowski, at St. Louis, Apr. 11, 1982
Rick Tabaracci, vs. Vancouver, Apr. 28, 1992

INDIVIDUAL PLAYOFF RECORDS: PERIOD

MOST**POINTS:**

3 – Dale Hawerchuk, vs. St. Louis, Apr. 8, 1982, 2nd period, 0 goals, 3 assists;
Phil Housley, vs. Vancouver, Apr. 23, 1993, 1st period, 0 goals, 3 assists;
Jeremy Roenick, at Detroit, Apr. 24, 1998, 2nd period, 2 goals, 1 assist;
Oleg Tverdovsky, vs. Detroit, Apr. 26, 1998, 3rd period, 0 goals, 3 assists

GOALS:

2 – Paul MacLean, at Calgary, Apr. 9, 1987, 2nd period
Dale Hawerchuk, at Edmonton, Apr. 12, 1988, 2nd period
Teemu Selanne, vs. Vancouver, Apr. 23, 1993, 1st period
Darrin Shannon, vs. Anaheim, Apr. 20, 1997, 1st period
Jeremy Roenick, at Detroit, Apr. 24, 1998, 2nd period
Shane Doan, at Detroit, Apr. 16, 2011, 3rd period

POWER-PLAY GOALS:

2 – Teemu Selanne, vs. Vancouver, Apr. 23, 1993, 1st period
Shane Doan, at Detroit, Apr. 16, 2011, 3rd period

ASSISTS:

3 – Dale Hawerchuk, vs. St. Louis, Apr. 8, 1982, 2nd period
Phil Housley, vs. Vancouver, Apr. 23, 1993, 1st period
Oleg Tverdovsky, vs. Detroit, Apr. 26, 1998, 3rd period

PENALTY MINUTES:

25 – Igor Ulanov, vs. Vancouver, Apr. 22, 1992, 2nd period

SHOTS FACED BY A GOALTENDER:

22 – Ilya Bryzgalov, vs. Detroit, Apr. 27, 2010, 2nd period

GOALS AGAINST BY A GOALTENDER:

6 – Daniel Berthiaume, at Edmonton, Apr. 6, 1988, 3rd period

FASTEST GOAL FROM START OF A GAME:

29 seconds – Sami Lepisto, at Detroit, Apr. 18, 2010

FIRST GAME**Home:** vs. St. Louis, Apr. 7, 1982**Road:** at St. Louis, Apr. 10, 1982**FIRST WIN****Home:** vs. St. Louis (5-2), Apr. 8, 1982**Road:** at Calgary (5-3), Apr. 14, 1985**FIRST LOSS****Home:** vs. St. Louis (4-3), Apr. 7, 1982**Road:** at St. Louis (6-3), Apr. 10, 1982**FIRST GOAL****Home:** Willy Lindstrom (1:20 of 1st period) vs. St. Louis, Apr. 7, 1982**Road:** Bengt Lundholm (1:39 of 1st period) at St. Louis, Apr. 10, 1982**FIRST ASSISTS****Home:** Thomas Steen (1:20 of 1st period) vs. St. Louis, Apr. 7, 1982**Road:** Thomas Steen, Willy Lindstrom (1:39 of 1st period) at St. Louis, Apr. 10, 1982**FIRST POWER-PLAY GOAL****Home:** Paul MacLean (15:35 of 1st period) vs. St. Louis, Apr. 8, 1982**Road:** Norm Dupont (6:36 of 3rd period) at St. Louis, Apr. 11, 1982**FIRST SHORTHANDED GOAL****Home:** Doug Smail (3:53 of 2nd period) vs. Edmonton, Apr. 25, 1987**Home:** Moe Mantha (4:53 of 2nd period) vs. Edmonton, Apr. 5, 1983**FIRST GAME-WINNING GOAL****Home:** Paul MacLean (10:07 of 2nd period) vs. St. Louis, Apr. 8, 1982**Road:** Ron Wilson (8:09 of 2nd period) at Calgary, Apr. 14, 1985**FIRST GOAL ALLOWED****Home:** Perry Turnbull (against Ed Staniowski at 19:51 of 1st period) vs. St. Louis, Apr. 7, 1982**Road:** Brian Sutter (against Doug Soetaert at 7:36 of 1st period) at St. Louis, Apr. 10, 1982**FIRST POWER-PLAY GOAL ALLOWED****Home:** Guy Lapointe (18:02 of 3rd period) vs. St. Louis, Apr. 7, 1982**Road:** Perry Turnbull (5:36 of 1st period) at St. Louis, Apr. 11, 1982**FIRST SHORTHANDED GOAL ALLOWED****Home:** Steve Konroyd (14:38 of 2nd period) vs. Calgary, Apr. 10, 1985**Road:** Wayne Gretzky (15:58 of 1st period) at Edmonton, Apr. 6, 1983**FIRST WIN BY A GOALTENDER****Home:** Doug Soetaert vs. St. Louis (5-2), Apr. 8, 1982**Road:** Marc Behrend vs. Calgary (5-3), Apr. 10, 1985**FIRST LOSS BY A GOALTENDER****Home:** Ed Staniowski vs. St. Louis (4-3), Apr. 7, 1982**Road:** Doug Soetaert vs. St. Louis (6-3), Apr. 10, 1982**FIRST SHUTOUT FOR****Home:** Nikolai Khabibulin (32 saves) vs. Anaheim (2-0), Apr. 22, 1997**Road:** Mike Smith (25 saves) at Nashville (1-0), May 4, 2012**FIRST SHUTOUT AGAINST****Home:** Grant Fuhr (35 saves) vs. St. Louis (1-0, OT), May 4, 1999**Road:** Rejean Lemelin (33 saves) vs. Calgary (4-0), Apr. 13, 1985**FIRST 2-GOAL GAME****Home:** Willy Lindstrom vs. St. Louis, Apr. 7, 1982**Road:** Moe Mantha at Edmonton, Apr. 7, 1983**FIRST HAT TRICK****Home:** Teemu Selanne vs. Vancouver, Apr. 23, 1993**Road:** None**FIRST PENALTY SHOT****Home:** None**Road:** Mike Johnson at San Jose (against Evgeni Nabokov at 19:45 of 2nd period), Apr. 26, 2002 (scored)**FIRST MINOR PENALTY****Home:** Morris Lukowich, high sticking (4:14 of 1st period) vs. St. Louis, Apr. 7, 1982**Road:** Perry Turnbull, elbowing (2:14 of 1st period) at St. Louis, Apr. 10, 1982**FIRST MAJOR PENALTY****Home:** Jimmy Mann, fighting (12:41 of 2nd period) vs. St. Louis, Apr. 7, 1982**Road:** Dave Babych, fighting (7:47 of 1st period) at St. Louis, Apr. 11, 1982**FIRST MISCONDUCT PENALTY****Home:** Bryan Maxwell (12:19 of 2nd period) vs. Edmonton, Apr. 9, 1983**Road:** Dave Babych (19:30 of 2nd period) vs. St. Louis, Apr. 11, 1982

FIRST GAME

Home: vs. Anaheim, Apr. 20, 1997
Road: at Anaheim, Apr. 16, 1997

FIRST WIN

Home: vs. Anaheim (4-1), Apr. 20, 1997
Road: at Anaheim (5-2), Apr. 24, 1997

FIRST LOSS

Home: vs. Anaheim (3-2 OT), Apr. 27, 1997
Road: at Anaheim (4-2), Apr. 16, 1997

FIRST GOAL

Home: Darrin Shannon (1:18 of 1st period) vs. Anaheim, Apr. 20, 1997
Road: Jeremy Roenick (3:27 of 2nd period) at Anaheim, Apr. 16, 1997

FIRST ASSISTS

Home: Cliff Ronning, Jeremy Roenick (1:18 of 1st period) vs. Anaheim, Apr. 20, 1997
Road: Cliff Ronning, Teppo Numminen (3:27 of 2nd period) at Anaheim, Apr. 16, 1997

FIRST POWER-PLAY GOAL

Home: Keith Tkachuk (17:44 of 3rd period) vs. Anaheim, Apr. 27, 1997
Road: Keith Tkachuk (16:48 of 2nd period) at Anaheim, Apr. 16, 1997

FIRST SHORTHANDED GOAL

Home: None
Road: Jeremy Roenick (7:13 of 2nd period) at Detroit, Apr. 24, 1998

FIRST GAME-WINNING GOAL

Home: Darrin Shannon (8:50 of 1st period) vs. Anaheim, Apr. 20, 1997
Road: Teppo Numminen (9:12 of 2nd period) at Anaheim, Apr. 24, 1997

FIRST GOAL ALLOWED

Home: Paul Kariya (18:49 of 1st period) vs. Anaheim, Apr. 20, 1997
Road: Teemu Selanne (8:57 of 1st period) at Anaheim, Apr. 16, 1997

FIRST POWER-PLAY GOAL ALLOWED

Home: Paul Kariya (18:49 of 1st period) vs. Anaheim, Apr. 20, 1997
Road: Teemu Selanne (8:57 of 1st period) at Anaheim, Apr. 16, 1997

FIRST SHORTHANDED GOAL ALLOWED

Home: Anze Kopitar (11:13 of the 1st period) vs. LAK, May 22, 2012
Road: None

FIRST WIN BY A GOALTENDER

Home: Nikolai Khabibulin vs. Anaheim (4-1), Apr. 20, 1997
Road: Nikolai Khabibulin at Anaheim (5-2), Apr. 24, 1997

FIRST LOSS BY A GOALTENDER

Home: Nikolai Khabibulin vs. Anaheim (3-2 OT), Apr. 27, 1997
Road: Nikolai Khabibulin at Anaheim (4-2), Apr. 16, 1997

FIRST SHUTOUT FOR

Home: Nikolai Khabibulin (32 saves) vs. Anaheim (2-0), Apr. 22, 1997
Road: Mike Smith (25 saves) at Nashville (1-0), May 4, 2012

FIRST SHUTOUT AGAINST

Home: Grant Fuhr (35 saves) vs. St. Louis (1-0 OT), May 4, 1999
Road: Guy Hebert (31 saves) at Anaheim (3-0), Apr. 29, 1997

FIRST 2-GOAL GAME

Home: Darrin Shannon vs. Anaheim, Apr. 20, 1997
Road: Keith Tkachuk at Anaheim, Apr. 24, 1997

FIRST HAT TRICK

Home: None
Road: None

FIRST PENALTY SHOT

Home: None
Road: Mike Johnson at San Jose (against Evgeni Nabokov at 19:45 of 2nd period), Apr. 26, 2002 (scored)

FIRST MINOR PENALTY

Home: Jim McKenzie, holding (2:30 of 1st period) vs. Anaheim, Apr. 20, 1997
Road: Shane Doan, interference (7:01 of 1st period) at Anaheim, Apr. 16, 1997

FIRST MAJOR PENALTY

Home: Jayson More, fighting (19:39 of 3rd period) vs. Anaheim, Apr. 20, 1997
Road: Kris King, fighting (6:57 of 3rd period) at Anaheim, Apr. 18, 1997

FIRST MISCONDUCT PENALTY

Home: Kris King, Mike Stapleton (19:39 of 3rd period) vs. Anaheim, Apr. 20, 1997
Road: Cliff Ronning (19:53 of 3rd period) at Anaheim, Apr. 18, 1997



NHL





New York

1185 Avenue of the Americas
New York, NY 10036
O: 212-789-2000
F: 212-789-2020

Montréal,

1800 McGill College Ave., Suite 2600
Montreal, QC H3A 3J6
O: 514-841-9220

Toronto

50 Bay St., 11th Floor
Toronto, ON M5J 2X8
O: 416-359-7900
F: 416-981-2779

NHL DIRECTORY EXECUTIVES



Gary B. Bettman
Commissioner



William Daly
Deputy Commissioner



Colin Campbell
Senior Executive Vice President
of Hockey Operations

NHL COMMUNICATIONS (@PR_NHL)

COMMUNICATIONS

GARY MEAGHER, Executive Vice President
O: 416-359-7960, C: 416-729-4700
gmeagher@nhl.com

JOHN DELLAPINA, Senior Vice President
O: 212-789-2115, C: 917-363-7988
jdellapina@nhl.com
* Department of Player Safety requests

JON WEINSTEIN, Senior Vice President
O: 212-324-8162, C: 646-300-0334
joweinstein@nhl.com
* Commissioner's Office requests

JENNIFER NEZIOL, VP, Corporate Communications
O: 212-789-2042, C: 646-908-0679
jneziol@nhl.com
* Corporate communications inquiries/requests

GREG INGLIS, Senior Director
O: 212-789-2065, C: 347-853-2461
ginglis@nhl.com
* Editorial content/research

NIRVA MILORD, Sr Director, Corporate Communications
O: 212-789-2123, C: 917-715-6187
nmilord@nhl.com
* Corporate communications and entertainment publicity

BRAD KLEIN, Director
O: 212-324-8140, C: 347-380-2993
bklein@nhl.com
* Corporate communications

JENNIFER MOAD, Director
O: 416-359-7961, C: 416-527-2852
jmoad@nhl.com
* Hockey Operations and Officiating requests

JULIE YOUNG, Director
O: 416-359-7964, C: 416-605-3550
jyoung@nhl.com
* esports inquiries

JOSH BERNSTEIN, Senior Manager
O: 212-789-2609, C: 516-528-8365
jbpr@nhl.com
* Editorial content/research, Media.NHL.com, Sport-Scan

JASMINE GHAFOUR, Senior Manager
O: 416-359-7968, C: 647-808-4876
jghafour@nhl.com

STATISTICS & INFORMATION
(NHLstats@nhl.com)
In-Game: 416-359-7978
@PR_NHL on Twitter / Instagram
#NHLStats

BENNY ERCOLANI, Vice President
O: 416-359-7963, C: 416-729-5666
bercolani@nhl.com

RUSS LEVINE, Vice President
O: 212-789-2783, C: 347-853-4159
rlevine@nhl.com

TREVOR BJERGSO, Senior Manager
O: 416-359-7965, C: 416-540-5306
tbjergso@nhl.com
* Situation Room & Central Scouting requests

BRENDON CROSSMAN, Manager
O: 416-359-7903, C: 416-702-4645
bcrossman@nhl.com

STUART MCCOMISH, Manager
O: 416-359-7966
smccomish@nhl.com

MITCH DONAIS, Graphic Designer
O: 416-729-3341
mdonais@nhl.com

SCOTT RODGERS, Manager
srodgers@nhl.com

NICK CARAFA, Manager
ncarafa@nhl.com

EVENT COMMUNICATIONS & PLAYER DEVELOPMENT
(nhleventcommunications@nhl.com)

JAMEY HORAN, Senior Vice President
O: 212-789-2785, C: 646-652-9981
jhoran@nhl.com
* Deputy Commissioner requests and event/player development inquiries

CHRIS WOJCIK, Director
O: 212-789-2097, C: 646-285-7711
cwojck@nhl.com
* Event inquiries

DAVID KEON, Senior Manager
O: 416-359-7962, C: 416-729-5665
dkeon@nhl.com
* International credentials

CASEY BLOSSOM, Manager
O: 212-324-8112, C: 646-634-1311
cblossom@nhl.com

JEFF DAY, Manager
O: 212-789-2108, C: 347-628-1136
jday@nhl.com

MEGAN COOPER, Coordinator
O: 212-324-8161, mccooper@nhl.com
* Event credentials

SAM GILBERT, Coordinator
O: 416-359-7908, C: 514-594-8441
sgilbert@nhl.com

GINA MORRA, Coordinator
O: 212-789-2690
gmorra@nhl.com

EMILY CAMPBELL, Assistant
O: 212-789-2113
ecampbell@nhl.com

NHL SOCIAL (social@nhl.com)
SEAN DENNISON, Director, Social Media
O: 212-789-2660, dklatt@nhl.com
* Departmental oversight

DAVID KLATT, Sr Manager, Social Media Programs
O: 212-789-2660, dklatt@nhl.com
* Events, programs, initiatives, social player development

CHRIS ACKROYD, Sr Manager, Social Media Content
C: 437-777-9296, cackroyd@nhl.com
* In-game social media and social sponsorship integration

KEVIN BAUMER, Manager, Social Content & Community Management
O: 212-789-2080, kbaumer@nhl.com
* Day-to-day social editorial, content and community management

ANDREW BOEHMER, Coordinator, In-Game Social Media
aboehmer@nhl.com
* In-game social media and weekend content management

DYLAN COOPER, Coordinator, In-Game Social Media
dcooper@nhl.com
* In-game social media and weekend content management

REBECCA FRIEDMAN, Manager, Social Media
O: 212-324-6180, rfriedman@nhl.com
* LSC program, team coordination and on-site coverage

PETER BOTTINI, Manager, Social Media Marketing
O: 212-789-2743, pbottini@nhl.com
* Social media marketing: league campaigns, tune-in, rightsholders

MALORIE BUCCIGROSS, Coordinator, International Social Media
O: 212-789-2683, mbuccigross@nhl.com
* International social media (European markets)

The National Hockey League is committed to promoting more sustainable business practices with member clubs, players, fans, partners and employees, so that all can be more responsible stewards of the planet by reducing the use of resources and reusing or recycling equipment and materials. For more information on NHL Green, visit www.nhl.com/green.

September 2019

- 5 Rookie camps open
- 12 Training camps open
- 15 Preseason schedule begins
- 15-Oct. 15 NHL Celebrates National Hispanic Heritage
- 17 NHL Board of Governors Meeting (New York, NY)
- 18 2019 Kraft Hockeyville Canada: Montreal Canadiens vs. Florida Panthers (K.C. Irving Regional Centre, Bathurst, N.B.) - Winning community: Renous, N.B.
- 26 2019 Kraft Hockeyville™ USA: Detroit Red Wings vs. St. Louis Blues (Calumet Colosseum, Calumet, Mich.)
- 29 NHL Global Series Challenge™: Chicago Blackhawks vs. Eisbären Berlin (Mercedes-Benz Arena, Berlin, Germany)
- 30 NHL Global Series Challenge™: Philadelphia Flyers vs. Lausanne HC (Vaudoise Arena, Lausanne, Switzerland)

October 2019

- 1 Opening day playing rosters set (5 p.m. ET)
- 2 Opening night of 2019-20 NHL regular season (4 games)
- 2 St. Louis Blues raise Stanley Cup banner (vs. Washington Capitals)
- 4 2019 NHL Global Series™: Chicago Blackhawks vs. Philadelphia Flyers (O2 Arena, Prague, Czech Republic)
- 5 Buffalo Sabres Home Opener for 50th Anniversary Season at KeyBank Center (vs. New Jersey Devils)
- 9 Vancouver Canucks Home Opener for 50th Anniversary Season at Rogers Arena (vs. Los Angeles Kings)
- 21 NHL Alumni Awards Gala – Honorees: TBA (Scotiabank Centre, Toronto, Ont.)
- 26 2019 Tim Hortons NHL Heritage Classic™: Calgary Flames at Winnipeg Jets (Mosaic Stadium, Regina, SK)

November 2019

- 1-30 Hockey Fights Cancer Awareness Month
- 8 & 9 2019 NHL Global Series™: Buffalo Sabres vs. Tampa Bay Lightning (Ericsson Globe, Stockholm, Sweden)
- 15 Hockey Hall of Fame Game: Boston Bruins at Toronto Maple Leafs
- 18 Hockey Hall of Fame Induction Ceremony (Toronto, Ont.): Inductees: Guy Carbonneau, Vaclav Nedomansky, Hayley Wickenheiser and Sergei Zubov (Player category); Jim Rutherford, Jerry York (Builder category); Frank Brown, Jim Hughson (Media honorees).
- 19 NHL General Managers' Meeting (NHL Toronto Office, Toronto, Ont.)
- 26 NHL Founders Day (1917)
- 29 2019 NHL Thanksgiving Showdown™: New York Rangers at Boston Bruins

December 2019

- 1 Signing deadline for Group 2 free agents (5 p.m. ET)
- 9-10 NHL Board of Governors Meeting (Pebble Beach, Calif.)
- 12 U.S. Hockey Hall of Fame Induction and Celebration of Lester Patrick
- 19 102nd Anniversary of League's first games played
- 19-27 Holiday roster freeze in effect: For all players on an NHL active roster, injured reserve, or with non-roster and injured non-roster status as of midnight (local time) Dec. 19, a roster freeze shall apply through midnight (local time) Dec. 27, with respect to waivers, trades and loans, subject to the exceptions provided for in CBA Article 16.5 (d).
- 24-26 Holiday break (no scheduled practices – dressing rooms closed)
- 26-Jan. 5 IIHF World Junior Championship (Ostrava/Trinec, Czech Republic)

January 2020

- 1 2020 Bridgestone NHL Winter Classic®: Nashville Predators at Dallas Stars (The Cotton Bowl, Dallas, Tex.)
- Week of 13th NHL Central Scouting Mid-Season Rankings release
- 16 CHL/NHL Top Prospects Game (FirstOntario Centre, Hamilton, Ont.)
- 20 USA Hockey's annual All-American Prospects Game (USA Hockey Arena, Plymouth, Mich.)
- 23-26 NHL All-Star Break (no games played)
- 23-25 No scheduled practices – dressing rooms closed
- 24 2020 NHL All-Star Skills Competition™ (Enterprise Center, St. Louis, Mo.)
- 25 2020 Honda NHL All-Star Game (Enterprise Center, St. Louis, Mo.)
- 26-27 2020 AHL All-Star Classic (Citizens Business Bank Arena, Ontario, Calif.)
- 27 NHL regular season resumes

February 2020

- 1-29 NHL Celebrates Black History Month
- 8 Hockey Day in Canada (all 7 Canadian NHL Clubs in action)
- 8 20th Annual Scotiabank Hockey Day in Canada (Host: Yellowknife, NT)
- 15 2020 NHL Stadium Series™: Los Angeles Kings at Colorado Avalanche (U.S. Air Force Academy's Falcon Stadium, Colorado Springs, Colo.)
- 16 Hockey Day in America
- 16-23 Hockey Week Across America (USA Hockey)
- 24 2020 NHL Trade Deadline (3 p.m. ET)

March 2020

- 1-31 NHL Celebrates Gender Equality Month
- 2-4 NHL General Managers' Meeting (Boca Raton, Fla.)
- 27-29 NCAA Men's Ice Hockey Regionals

April 2020

- 1-30 NHL Celebrates Earth Month
- 4 Last day of 2019-20 regular season (15 games)
- Week of 6th NHL Central Scouting Final Rankings release
- 8 Stanley Cup Playoffs begin
- 9-11 NCAA Frozen Four (Little Caesars Arena, Detroit, Mich.)
- 16-26 IIHF Under-18 World Championship (Ann Arbor/Plymouth, Mich.)
- TBD 2020 NHL Draft Lottery

May 2020

- 8-24 IIHF World Championship (Zurich/Lausanne, Switzerland)
- 22-31 2020 CHL Memorial Cup (Prospera Place, Kelowna, B.C.)

June 2020

- 1-30 NHL Celebrates Pride Month
- 1-6 2020 NHL Scouting Combine (Buffalo, N.Y.)
- 13 Last possible day for 2020 Stanley Cup Final
- 17 2020 NHL Awards™ (Las Vegas, Nev.)
- 26-27 2020 NHL Draft™ (Bell Centre, Montreal, Que.)

July 2020

- 1 Free agency begins (12 p.m. ET)
- 5 Deadline for player-elected salary arbitration notification (5 p.m. ET)
- 6 Deadline for club-elected salary arbitration notification (5 p.m. ET)
- 20-Aug. 4 Salary arbitration hearings held

August 2020

- 6 Deadline for salary arbitration decisions to be rendered

SEASON	WINNING TEAM	SEASON	WINNING TEAM
2018-19	St. Louis Blues	1966-67	Toronto Maple Leafs
2017-18	Washington Capitals	1965-66	Montreal Canadiens
2016-17	Pittsburgh Penguins	1964-65	Montreal Canadiens
2015-16	Pittsburgh Penguins	1963-64	Toronto Maple Leafs
2014-15	Chicago Blackhawks	1962-63	Toronto Maple Leafs
2013-14	Los Angeles Kings	1961-62	Toronto Maple Leafs
2012-13	Chicago Blackhawks	1960-61	Chicago Blackhawks
2011-12	Los Angeles Kings	1959-60	Montreal Canadiens
2010-11	Boston Bruins	1958-59	Montreal Canadiens
2009-10	Chicago Blackhawks	1957-58	Montreal Canadiens
2008-09	Pittsburgh Penguins	1956-57	Montreal Canadiens
2007-08	Detroit Red Wings	1955-56	Montreal Canadiens
2006-07	Anaheim Ducks	1954-55	Detroit Red Wings
2005-06	Carolina Hurricanes	1953-54	Detroit Red Wings
2003-04	Tampa Bay Lightning	1952-53	Montreal Canadiens
2002-03	New Jersey Devils	1951-52	Detroit Red Wings
2001-02	Detroit Red Wings	1950-51	Toronto Maple Leafs
2000-01	Colorado Avalanche	1949-50	Detroit Red Wings
1999-00	New Jersey Devils	1948-49	Toronto Maple Leafs
1998-99	Dallas Stars	1947-48	Toronto Maple Leafs
1997-98	Detroit Red Wings	1946-47	Toronto Maple Leafs
1996-97	Detroit Red Wings	1945-46	Montreal Canadiens
1995-96	Colorado Avalanche	1944-45	Toronto Maple Leafs
1994-95	New Jersey Devils	1943-44	Montreal Canadiens
1993-94	New York Rangers	1942-43	Detroit Red Wings
1992-93	Montreal Canadiens	1941-42	Toronto Maple Leafs
1991-92	Pittsburgh Penguins	1940-41	Boston Bruins
1990-91	Pittsburgh Penguins	1939-40	New York Rangers
1989-90	Edmonton Oilers	1938-39	Boston Bruins
1988-89	Calgary Flames	1937-38	Chicago Blackhawks
1987-88	Edmonton Oilers	1936-37	Detroit Red Wings
1986-87	Edmonton Oilers	1935-36	Detroit Red Wings
1985-86	Montreal Canadiens	1934-35	Montreal Maroons
1984-85	Edmonton Oilers	1933-34	Chicago Blackhawks
1983-84	Edmonton Oilers	1932-33	New York Rangers
1982-83	New York Islanders	1931-32	Toronto Maple Leafs
1981-82	New York Islanders	1930-31	Montreal Canadiens
1980-81	New York Islanders	1929-30	Montreal Canadiens
1979-80	New York Islanders	1928-29	Boston Bruins
1978-79	Montreal Canadiens	1927-28	New York Rangers
1977-78	Montreal Canadiens	1926-27	Ottawa Senators
1976-77	Montreal Canadiens	1925-26	Montreal Maroons
1975-76	Montreal Canadiens	1924-25	Victoria Cougars
1974-75	Philadelphia Flyers	1923-24	Montreal Canadiens
1973-74	Philadelphia Flyers	1922-23	Ottawa Senators
1972-73	Montreal Canadiens	1921-22	Toronto St. Pats
1971-72	Boston Bruins	1920-21	Ottawa Senators
1970-71	Montreal Canadiens	1919-20	Ottawa Senators
1969-70	Boston Bruins	*1918-19	No Decision
1968-69	Montreal Canadiens	1917-18	Toronto Arenas
1967-68	Montreal Canadiens		

* = The 1919 Final between the Seattle Metropolitans and Montreal Canadiens was cancelled due to an influenza epidemic.

**PACIFIC DIVISION**

ANAHEIM DUCKS
Honda Center
2695 Katella Ave.
Anaheim, CA 92806
(714) 940-2900
G.M.: Bob Murray
Coach: Dallas Eakins

ARIZONA COYOTES
Gila River Arena
9400 W. Maryland Avenue
Glendale, AZ 85305
(623) 772-3200
G.M.: John Chayka
Coach: Rick Tocchet

CALGARY FLAMES
Scotiabank Saddledome
P.O. Box 1540 Station M
Calgary, AB T2P 3B9
(403) 777-2177
G.M.: Brad Treliving
Coach: Bill Peters

EDMONTON OILERS
Rogers Place
300, 10241 104 Ave. NW
Edmonton, AB T5J 0H6
(780) 414-5483
G.M.: Ken Holland
Coach: Dave Tippett

LOS ANGELES KINGS
Toyota Sports Center
555 N. Nash St.
El Segundo, CA 90245
(310) 535-4500
G.M.: Rob Blake
Coach: Todd McLellan

SAN JOSE SHARKS
SAP Center at San Jose
525 West Santa Clara St.
San Jose, CA 95113
(408) 287-7070
G.M.: Doug Wilson
Coach: Pete DeBoer

VANCOUVER CANUCKS
Rogers Center
800 Griffiths Way
Vancouver, BC V6B 6G1
(604) 899-4600
G.M.: Jim Benning
Coach: Travis Green

VEGAS GOLDEN KNIGHTS
T-Mobile Arena
3780 Las Vegas Blvd South
Las Vegas, NV 89158
(702) 790-2663
G.M.: George McPhee
Coach: Gerard Gallant

CENTRAL DIVISION

CHICAGO BLACKHAWKS
United Center
1901 W. Madison St.
Chicago, IL 60612
(312) 455-7000
G.M.: Stan Bowman
Coach: Jeremy Colliton

COLORADO AVALANCHE
Pepsi Center
1000 Chopper Circle
Denver, CO 80204
(303) 405-1100
G.M.: Joe Sakic
Coach: Jared Bednar

DALLAS STARS
2601 Avenue of the Stars
Frisco, TX 75034
(214) 387-5500
G.M.: Jim Nill
Coach: Jim Montgomery

MINNESOTA WILD
317 Washington St.
St. Paul, MN 55102
(651) 602-6000
G.M.: Bill Guerin
Coach: Bruce Boudreau

NASHVILLE PREDATORS
Bridgestone Arena
501 Broadway
Nashville, TN 37203
(615) 770-2300
G.M.: David Poile
Coach: Peter Laviolette

ST. LOUIS BLUES
Enterprise Center
1401 Clark Ave at Brett Hull Way
St. Louis, MO 63103
(314) 622-2582
G.M.: Doug Armstrong
Coach: Craig Berube

WINNIPEG JETS
Bell MTS Place
345 Graham Ave.
Winnipeg, MB R3C 5S6
(204) 987-7825
G.M.: Kevin Cheveldayoff
Coach: Paul Maurice

**METROPOLITAN DIVISION**

CAROLINA HURRICANES
 PNC Arena
 1400 Edwards Mill Rd.
 Raleigh, NC 27607
 (919) 467-7825
 G.M.: Don Waddell
 Coach: Rod Brind'Amour

COLUMBUS BLUE JACKETS
 Nationwide Arena
 200 W. Nationwide Blvd.
 Columbus, OH 43215
 (614) 246-4625
 G.M.: Jarmo Kekalainen
 Coach: John Tortorella

NEW JERSEY DEVILS
 Prudential Center
 25 Lafayette Street
 Newark, NJ 07102
 (973) 757-6100
 G.M.: Ray Shero
 Coach: John Hynes

NEW YORK ISLANDERS
 Norwell Health Ice Center
 200 Merrick Avenue
 East Meadow, NY 11554
 (917) 618-6700
 G.M.: Lou Lamoriello
 Coach: Barry Trotz

NEW YORK RANGERS
 Madison Square Garden
 Two Pennsylvania Plaza
 New York, NY 10121
 (212) 465-6486
 G.M.: Jeff Gorton
 Coach: David Quinn

PHILADELPHIA FLYERS
 Wells Fargo Center
 3601 South Broad St.
 Philadelphia, PA 19148
 (215) 465-4500
 G.M.: Chuck Fletcher
 Coach: Alain Vigneault

PITTSBURGH PENGUINS
 PPG Paints Arena
 1001 Fifth Avenue
 Pittsburgh, PA 15219
 (412) 642-1300
 G.M.: Jim Rutherford
 Coach: Mike Sullivan

WASHINGTON CAPITALS
 Medstar Capitals Iceplex
 627 N. Glebe Rd., Suite 850
 Arlington, VA 22203
 (202) 266-2200
 G.M.: Brian MacLellan
 Coach: Todd Reirden

ATLANTIC DIVISION

BOSTON BRUINS
 TD Garden
 100 Legends Way
 Boston, MA 02114
 (617) 624-2327
 G.M.: Don Sweeney
 Coach: Bruce Cassidy

BUFFALO SABRES
 Keybank Center
 One Seymour H. Knox III Plaza
 Buffalo, NY 14203
 (716) 855-4100
 G.M.: Jason Botterill
 Coach: Ralph Krueger

DETROIT RED WINGS
 Little Caesars Arena
 2645 Woodward Avenue
 Detroit, MI 48201
 (313) 471-7000
 G.M.: Steve Yzerman
 Coach: Jeff Blashill

FLORIDA PANTHERS
 BB&T Center
 One Panther Parkway
 Sunrise, FL 33323
 (954) 835-7000
 G.M.: Dale Tallon
 Coach: Joel Quenneville

MONTREAL CANADIENS
 Bell Centre
 1909 Avenue des Canadiens-de-Montreal
 Montreal, QC H3B 5E8
 (514) 932-2582
 G.M.: Marc Bergevin
 Coach: Claude Julien

OTTAWA SENATORS
 Canadian Tire Center
 1000 Palladium Drive
 Ottawa, ON K2V 1A5
 (613) 599-0250
 G.M.: Pierre Dorion
 Coach: D.J. Smith

TAMPA BAY LIGHTNING
 Amalie Arena
 401 Channelside Drive
 Tampa, FL 33602
 (813) 301-6500
 G.M.: Julien BriseBois
 Coach: Jon Cooper

TORONTO MAPLE LEAFS
 Scotiabank Arena
 40 Bay St.
 Toronto, ON M5J 2X2
 (416) 815-5400
 G.M.: Kyle Dubas
 Coach: Mike Babcock

HART MEMORIAL TROPHY - An annual award “to the player adjudged to be the most valuable to his team.” Winner selected in a poll by the Professional Hockey Writers’ Association at the end of the regular season schedule.

2019 Winner: Nikita Kucherov, Tampa Bay Lightning

ART ROSS TROPHY - An annual award “to the player who leads the league in scoring points at the end of the regular season.”

2019 Winner: Nikita Kucherov, Tampa Bay Lightning

MAURICE “ROCKET” RICHARD TROPHY - An annual award “to the player who leads the league in goals scored at the end of the regular season.”

2019 Winner: Alex Ovechkin, Washington Capitals

CALDER MEMORIAL TROPHY - An annual award “to the player selected as the most proficient in his first year of competition in the National Hockey League.” Winner selected in a poll by the Professional Hockey Writers’ Association at the end of the regular season schedule.

2019 Winner: Elias Pettersson, Vancouver Canucks

JAMES NORRIS MEMORIAL TROPHY - An annual award “to the defense player who demonstrates throughout the season the greatest all-around ability in the position.” Winner selected in a poll by the Professional Hockey Writers’ Association at the end of the regular season schedule.

2019 Winner: Mark Giordano, Calgary Flames

VEZINA TROPHY - An annual award “to the goalkeeper adjudged to be the best at his position, as voted by the general managers of each of the 30 clubs.”

2019 Winner: Andrei Vasilevskiy, Tampa Bay Lightning

LADY BYNG MEMORIAL TROPHY - An annual award “to the player adjudged to have exhibited the best type of sportsmanship and gentlemanly conduct combined with a high standard of playing ability.” Winner selected in a poll by the Professional Hockey Writers’ Association at the end of the regular season schedule.

2019 Winner: Aleksander Barkov, Florida Panthers

FRANK J. SELKE TROPHY - An annual award “to the forward who best excels in the defensive aspects of the game.” Winner selected in a poll by the Professional Hockey Writers’ Association at the end of the regular season schedule.

2019 Winner: Ryan O’Reilly, St. Louis Blues

CONN SMYTHE TROPHY - An annual award “to the most valuable player for his team in the playoffs.” Winner selected in a poll by the Professional Hockey Writers’ Association at the conclusion of the final game of the Stanley Cup Finals.

2019 Winner: Ryan O’Reilly, St. Louis Blues

WILLIAM M. JENNINGS TROPHY - An annual award “to the goalkeeper(s) having played a minimum of 25 games for the team with the fewest goals scored against it.” Winners selected on regular season play.

2019 Winners: Robin Lehner and Thomas Greiss, New York Islanders

JACK ADAMS AWARD - An annual award presented by the National Hockey League Broadcasters’ Association “to the NHL coach adjudged to have contributed the most to his team’s success.” Winner selected by poll among members of the NHL Broadcasters’ Association at the end of the regular season.

2019 Winner: Barry Trotz, New York Islanders

BILL MASTERTON TROPHY - An annual award under the trusteeship of the Professional Hockey Writers’ Association “to the National Hockey League player who best exemplifies the qualities of perseverance, sportsmanship, and dedication to hockey.” Winner selected by poll among the 26 chapters of the PHWA at the end of the regular season.

2019 Winner: Robin Lehner, New York Islanders

LESTER PATRICK TROPHY - An annual award “for outstanding service to hockey in the United States.” Eligible recipients are players, officials, coaches, executives, and referees. Winner selected by an award committee consisting of the Commissioner of the NHL, an NHL Governor, a representative of the New York Rangers, a member of the Hockey Hall of Fame Builder’s section, a member of the Hockey Hall of Fame Player’s section, a member of the U.S. Hockey Hall of Fame, a member of the NHL Broadcasters’ Association, and a member of the Professional Hockey Writers’ Association. Each (except the League President) is rotated annually.

2019 Winner: Doctor Jack Blatherwick

TED LINDSAY AWARD - An annual award presented to the NHL’s outstanding player as selected by the members of the National Hockey League Players’ Association.

2019 Winner: Nikita Kucherov, Tampa Bay Lightning

KING CLANCY MEMORIAL TROPHY - An annual award “to the player who best exemplifies leadership qualities on and off the ice and has made a noteworthy humanitarian contribution in his community.”

2019 Winner: Jason Zucker, Minnesota Wild

GENERAL MANAGER OF THE YEAR AWARD: An annual award in which voting is conducted among the 30 Club General Managers and a panel of NHL executives, print and broadcast media.

2019 Winner: Don Sweeney, Boston Bruins

MARK MESSIER LEADERSHIP AWARD: An annual award “that recognizes an individual as a superior leader within their sport, and as a contributing member of society.”

2019 Winner: Wayne Simmonds, Nashville Predators

PRESIDENTS’ TROPHY - An annual award to the club finishing the regular season with the best overall record.

2019 Winner: Tampa Bay Lightning

Backchecking	Forwards in the attacking zone skate back to their own end to protect their own net and prevent opponent's shots on goal.	Man Advantage	A team with one or more players on the ice than the opposing team.
Boarding	An excessively violent board check against an opponent.	Minor Penalty	A two-minute penalty called for a variety of infractions, including holding, interference, cross-checking, delay of game, and too many men on the ice.
Body Check	The legal use of the body (most often the hip or shoulder) to knock an opponent off the puck.	Misconduct Penalty	A ten-minute penalty called against an individual. Substitutes are permitted to immediately replace a player serving a misconduct penalty.
Breakaway	A clear scoring opportunity where no defensive player is between the puck carrier and the goaltender.	Neutral Zone	The area (neither offensive or defensive) between the two blue lines.
Breakout	Beginning an offensive rush by passing the puck out of the defensive zone up into the neutral ice zone.	One-Timer	A shot towards the goal in which the shooter receives a pass and shoots the puck without stopping it.
Butt-Ending	Use of the shaft end of the stick in a jabbing motion to hit an opponent.	Off-Side	Occurs when both skates of an attacking player cross the blue line into the attacking zone before the puck. Results in a face-off in the neutral zone.
Charging	Taking more than three skating strides prior to checking an opponent.	Penalty Killing	The act of preventing goals while playing shorthanded.
Cross-Checking	Hitting an opponent with both hands on the stick and no part of the stick on the ice.	Penalty Shot	A one-on-one breakaway situation awarded to an attacker when that attacker is fouled from behind and is denied a breakaway scoring opportunity, or when the goaltender deliberately displaces the goal post during the course of a breakaway, or when a defensive player falls on the puck in his own goal crease.
Delay of Game	When any player, while in his defending zone, shoots the puck directly (non-deflected) out of the playing surface, except where there is no glass, a penalty will be assessed for delaying the game. When the puck is shot into the players' bench, the penalty will not apply. When the puck is shot over the glass behind the players' bench, the penalty will be assessed.	Point	A position just inside the attacking blue line usually occupied by a defenseman when their team is in control of the puck inside the attack zone.
Diving	A minor penalty may be assessed for any player who "dives" or embellishes a fall or reaction to draw a penalty.	Poke Check	A defensive play in which the puck is removed from the possession of an attacker with the blade of the stick.
Drop Pass	A pass in which the player carrying the puck leaves it behind for a trailing teammate.	Power Play	Occurs when a team has a one or two man advantage over the opposition due to penalties.
Face-Off	The act of dropping the puck between opposing players to begin play.	Shootout	The shootout is used to decide tie games. The "breakaway" is the most exciting play in hockey, and the shootout gives each team the opportunity to use the breakaway in order to determine a winner. If the game remains tied following sudden-death overtime, then a shootout will occur. Three players from each team will participate in the shootout in the order the coach selects. The teams alternate shots. The team with the most goals after each team has taken three shots is declared the winner, unless the outcome is determined earlier in the shootout (example: if Team A is ahead 2-0 after each team has taken two shots). If the score remains tied, the shootout will proceed to a "sudden death" format until there is a winner.
Five-Hole	The area where a shooter would attempt to score between a goalie's pads.	Shorthanded	Occurs when the opposition team has a one or two man advantage due to penalties.
Freezing the puck	Pinning the puck against the boards with either the stick or the skates.	Slashing	Hitting an opposing player with the stick or swinging the stick at an opposing player.
Game Misconduct	A penalty that disqualifies a player for the remainder of the game.	Slot	The area directly in front of the goal crease (between the face-off circles) where many scoring opportunities take place.
Goal Crease	The blue semicircular area in front of each goal designed to protect goalies from interference by attacking players.	Spearing	Stabbing an opponent with the point of the stick blade while the stick is being carried in one or both hands.
Hat Trick	Three goals in a single game by a single player. If a player scores three consecutive goals in a game it is known as a "natural hat trick."	"Tag-Up" Rule	If while an offside is delayed, the linesman shall nullify the offside if all players of the offending team clear the zone by making skate contact with the blue line, permitting the attacking players to re-enter the zone or if the defending team passes or carries the puck into the neutral zone. Play will continue if offensive players who preceded the puck into the attacking zone return to the blue line and "tag" it.
Head Manning	A forward pass made to an attacking teammate farther up the ice.		
Icing	Shooting the puck from behind the red line (center ice) beyond the opponent's goal line. After an icing call, a face-off is held in the offender's zone. Icing is legal when a team is shorthanded, when the puck passes through the goal crease, if the goalie plays the puck, if a defensive player could have played the puck, or if an attacking player touches the puck first. A team that ices the puck will not be permitted to make any player substitutions prior to the ensuing face-off. The determination of players on-ice will be made when the puck leaves the offending player's stick.		
Interference	Illegal body contact with an opponent who is not in possession of the puck, or knocking an opponent's fallen stick out of his reach.		
Major Penalty	A five-minute penalty called for fighting or flagrant minor infractions, such as high-sticking, butt-ending, or elbowing.		

Assist An assist is awarded to the player or players (maximum of two) who touched the puck prior to the goal, provided no defender plays or possesses the puck in between.

Coaches Record A coach receives a “W” for a win in regulation, overtime or shootout; an “L” for a loss in regulation; or an “OT” for a loss in overtime or shootout.

Game Played A player receives credit for playing in a game if: i) he steps on the ice during time played or; ii) serves any penalty.

Game-Winning Goal After the final score has been determined, the goal which leaves the winning Club one goal ahead of its opponent is the game-winning goal (example: if Team A beats Team B 8-3, the player scoring the fourth goal for Team A receives credit for the game-winning goal).

Goal A goal is awarded to the last player on the scoring Club to touch the puck prior to the puck entering the net.

Goals-Against Average Multiply goals allowed (GA) by 60 and divide by minutes played (MINS).

Goaltender Record A goaltender receives a “W” for a win in regulation, overtime or shootout; an “L” for a loss in regulation; or an “OT” for a loss in overtime or shootout.

Penalty-Killing Pct. Subtract total number of power-play goals allowed from total number of shorthanded situations to get total number of power-plays killed. Divide the total number of power-plays killed by the total number of shorthanded situations.

Plus-Minus A player receives a “plus” if he is on the ice when his Club scores an even-strength or shorthand goal. He receives a “minus” if he is on the ice for an even-strength or shorthand goal scored by the opposing Club. The difference in these numbers is considered the player’s plus-minus statistic.

Power-Play Goal A goal scored by a Club while it has a manpower advantage due to an opponent’s penalty. Following are some examples of what is and is not considered a power-play goal:

- if a Club has an advantage on a minor penalty starting at 2:02 of the period and it scores at 4:02, the goal is not a power-play goal.
- if a Club scores on a delayed penalty, the goal is not a power-play goal.
- if a Club has an advantage due to a five-minute major or match penalty, that Club is always credited with having one more advantage than the number of power-play goals it scores during that advantage, because the penalty does not expire. A new advantage begins after each power-play goal. For example, if Team A scores three goals during a major penalty, it is credited with four advantages.
- if a Club is on a power-play for any length of time, it is considered to have had an advantage.
- if a minor penalty is incurred by a Club on a power-play due to a major penalty, a new advantage is given to that Club when its minor penalty expires, provided the opponent’s major penalty is still in effect.

Power-Play Percentage Total number of power-play goals divided by total number of power-play opportunities.

Save Percentage Subtract goals allowed (GA) from shots against (SA) to determine saves. Then divide saves by shots-against.

Shooting Percentage Divide the number of goals scored by the number of shots taken.

Shorthand Goal A goal scored by a Club while it is at a manpower disadvantage. The same cases apply for shorthand as for power-play goals, but in the opposite manner.

Shot on Goal If a player shoots the puck with the intention of scoring and if that shot would have gone in the net had the goaltender not stopped it, the shot is recorded as a “shot on goal”.

Shutout If two goaltenders combine for a shutout, neither receives credit for the shutout. Instead it is recorded as a Club shutout.

Tenths of a Second If a penalty or goal occurs in the last minute, the time is rounded off to the previous second (ex: if a penalty is called with 12.4 seconds left in a period, the time is indicated as 19:47 and not 19:48.)

REFEREES

NAME	NUMBER
Anderson, Reid*	49
Blandina, Brandon*	39
Brenk, Jacob	26
Charron, Francis	6
Chmielewski, Tom	18
Dunning, Mitch*	43
Dwyer, Gord	19
Furlatt, Eric	27
Halkidis, Beaudry*	48
Hanson, Trevor	14
Hebert, Ghislain	22
Hebert, Jean	15
Joannette, Marc	25
Kelly, Dan*	45
Kozari, Steve	40
Lambert, Pierre	37
L'Ecuyer, Frederick	17
Lee, Chris	28
Luxmore, Thomas John	21
MacDougall, Peter	38
Markovic, Michael*	47
McCauley, Wes	4
Mclsaac, Jon	2
Meier, Brad	34
Morton, Dean	36
Nicholson, Kendrick	30
O'Donnell, Conor*	39
O'Halloran, Dan	13
O'Rourke, Dan	9
Peel, Tim	20
Pochmara, Brian	16
Pollock, Kevin	33
Rank, Garrett	7
Rehman, Kyle	10
Rooney, Chris	5
Schlenker, Chris	3
Schrader, Brandon*	46
Skilliter, Graham	24
South, Furman*	44
St-Laurent, Francois	8
St. Pierre, Justin	12
Sutherland, Kelly	11
Syvret, Corey*	42
Walsh, Ian	29

LINESMEN

NAME	NUMBER
Alphonso, Shandor	52
Amell, Derek	75
Baker, Tyson*	88
Barton, Steve	59
Berg, Devin	87
Brisebois, David	96
Cherrey, Scott	50
Cormier, Michel	76
Daisy, Ryan	81
Devorski, Greg	54
Driscoll, Scott	68
Flemington, Kyle*	55
Fournier, Julien*	56
Galloway, Ryan	82
Gawryletz, Brandon	64
Gawryletz, Travis	67
Gibbons, Ryan	58
Gibbs, Darren	66
Knorr, Trent	63
Kovachik, Brad	71
Mach, Brian	78
MacPherson, Matt	83
Marquis, Jesse*	86
Miller, Steve	89
Mills, Bevan	53
Murchison, Kiel	79
Murphy, Brian	93
Murray, Jonny	95
Nagy, Kory	97
Nansen, Derek	70
Pancich, Bryan	94
Racicot, Pierre	65
Rody, Vaughan	73
Sericolo, Anthony	84
Shewchyk, Mark	92
Smith, Andrew	51
Suchanek, Libor	60
Tobias, James	61
Toomey, Travis*	90

*Minor league officials

Abduction: Movement of a joint away from the center of the body.

AC Joint (Acromioclavicular joint): Joint of the shoulder where acromion process of the shoulder blade and the distal end of the collarbone meet; most shoulder separations occur at this point.

Adduction: Movement of a joint toward the center of the body.

Adhesion: Abnormal adherence of collagen fibers to surrounding structures during immobilization following trauma or as a complication of surgery which restricts normal elasticity of the structures involved; or scar tissue which forms after trauma or surgery which can restrict normal motion.

Aerobic: Exercise in which energy needed is supplied by oxygen inspired and is required for sustained periods of vigorous exercise with a continually high pulse rate.

Anabolic Steroids: Steroids that promote tissue growth by creating protein in an attempt to enhance muscle growth. The main anabolic steroid is testosterone (male sex hormone).

Anaerobic: Exercise without the use of oxygen as an energy source; short bursts of vigorous exercise.

Anterior Cruciate Ligament (ACL): A primary stabilizing ligament within the center of the knee joint that prevents hyperextension and excessive rotation of the joint. A complete tear of the ACL necessitating reconstruction could require up to 12 months of rehabilitation.

Anti-Inflammatory: Any agent which prevents inflammation, such as aspirin or ibuprofen.

Arteriogram: A film demonstrating arteries after injection of a dye.

Arthrogram: X-ray technique for joints using air and/or dye injected into the affected area; useful in diagnosing meniscus tears of the knee and rotator cuff tears of the shoulder.

Arthroscope: An instrument used to visualize the interior of a joint cavity.

Arthroscopy: A surgical examination of the internal structures of a joint by means of observation through an arthroscope. An arthroscopic procedure can be used to remove or repair damaged tissue or as a diagnostic procedure in order to inspect the extent of any damage or confirm a diagnosis.

Atrophy: To shrivel or shrink from disuse; as in muscular atrophy.

Baker's Cyst: Localized swelling of a bursa sac in the back of the knee as a result of fluid that has escaped from the knee capsule. A Baker's cyst indicates that there is a trauma inside the knee joint that leads to excessive fluid production.

Bone Scan: An imaging procedure in which a radioactive-labeled substance is injected into the body to determine the status of a bone injury. If the radioactive substance is taken up by the bone at the injury site, the injury will show as a 'hot spot' on the scan image. The bone scan is particularly useful in the diagnosis of stress fractures.

Bursa: A fluid-filled sac located in areas where friction is likely to occur. The bursa sac minimizes the friction, for example, between a tendon and bone.

Cartilage: Smooth, slippery substance preventing two ends of bones from rubbing together and grating. Most joints use this to cover bones next to each other. A meniscus is made of cartilage.

CAT Scan (Computerized Tomography): Use of a computer to produce a cross-sectional view of the anatomical part being investigated from x-ray data.

Chondromalacia: Roughening of the articular cartilage. Best known for the roughening of the underside of the kneecap, which can occur in any kneecap injury.

Clavicle: Collarbone; the bone connecting the breastbone with the shoulder blade.

Closed Reduction: Re-alignment of a fracture or dislocation without surgery.

Coccyx: The 'tailbone,' a group of four vertebrae that are fused together to form a small triangular bone, located at the terminal end of the spine.

Concussion: Jarring injury of the brain resulting in dysfunction. It can be graded as mild, moderate or severe, depending on loss of consciousness, amnesia and loss of equilibrium.

Contusion: An injury to a muscle and tissues caused by a blow from a blunt object.

Corticosteroids: Used to suppress joint inflammation and inflammation in a bursa or near tendons.

Cryotherapy: A treatment with the use of cold.

Cyst: Abnormal sac containing liquid or semi-solid matter.

Degenerative Joint Disease: Changes in the joint surfaces as a result of repetitive trauma and 'wear and tear'.

Deltoid Ligament: Ligament that connects the tibia to bones of the medial aspect of the foot and is primarily responsible for stability of the ankle on the medial side. Is sprained less frequently than other ankle ligaments.

Deltoid Muscle: Muscles at the top of the arm, just below the shoulder, responsible for shoulder motions in the front, side and back.

Disc, Intervertebral: A flat, rounded plate between each vertebrae of the spine. The disc consists of a thick fiber ring which surrounds a soft gel-like interior. It functions as a cushion and shock absorber for the spinal column.

Dislocation: Complete displacement of joint surfaces.

Electromyogram (EMG): Test to determine nerve function.

Epicondylitis: Inflammation of tendons at the elbow due to overuse. Common in tennis players (outer part of elbow) and golfers (inner part of elbow)

Etiology: Study of the cause of injury and disease.

Extension: Action of straightening of a joint as achieved by an extensor muscle.

Fascia: A connective tissue sheath consisting of fibrous tissue and fat which unites the skin to the underlying tissue.

Fat Percentage: The amount of body weight that is adipose, fat tissue. Fat percentage can be calculated by underwater weighing, measuring select skinfold thickness or by analyzing electrical impedance.

Femur: Thighbone; longest bone in the body.

Fibula: Smaller of the two bones in the lower leg; runs from the knee to the ankle along the outside of the lower leg.

Flexibility: The ability of muscle to relax and yield to stretch forces.

Fracture: Breach in continuity of a bone. Types of fractures include simple, compound, comminuted, greenstick, incomplete, impacted, longitudinal, oblique, open, stress or transverse.

Glenohumeral: The shoulder girdle; consists of the glenoid capsule, head of the humerus and labrum.

Glenoid: Cavity of the scapula into which the head of the humerus fits to form the shoulder girdle.

Glenoid Labrum: A rim of fibrocartilaginous tissue attached around the margin of the glenoid fossa.

Grade One Injury: A mild injury in which ligament, tendon or other musculoskeletal tissue may have been stretched, but not torn or otherwise disrupted.

Grade Two Injury: A moderate injury in which musculoskeletal tissue has been partially, but not totally torn, causing appreciable limitation in function of the injured tissue.

Grade Three Injury: A severe injury in which tissue loss has been significant, and in many cases, totally torn or otherwise disrupted, causing a virtual loss of function.

Groin: Junction of the thigh and abdomen, location of muscles that rotate, flex and adduct the hip.

Hammer Toe: Condition when the first digit of a toe is at a different angle than the remaining digits of the same toe.

Hamstring: Category of muscle that runs from the buttocks to the knee along the back of the thigh. It functions to flex the knee and is often times injured as a result of improper conditioning or lack of muscle flexibility.

Hemarthrosis: Accumulation of blood within a joint as a result of an acute injury.

Hematoma: Mass produced by an accumulation of coagulated blood in a cavity or in soft tissues.

High Ankle Sprain: Disruption of thick connective tissue between the tibia and fibula above the ankle joint.

Hip Pointer: Contusion to the iliac crest.

Hydrotherapy: Treatment using water.

Hyperextension: Extreme extension of a limb or body part.

Ice and Stimulation: Use of ice to reduce inflammation and muscle stimulation by surface electrodes to maintain muscle strength used in rehabilitation of injury.

Iliotibial Band: A thick, wide fascial layer that runs from the iliac crest to the knee joint on the outside of the thigh.

Inflammation: The body's natural response to injury in which the injury site might display various degrees of pain, swelling, heat, redness and/or loss of function.

Isometric Contraction: Muscular contraction in which tension is developed but no mechanical work is done.

Labrum (Labrum Glenoidale): The cartilage of the glenoid cavity in the shoulder. A lip-edged or lip-like structure.

Lateral Collateral Ligament (LCL): Ligament of the knee along the outer aspect that connects the femur to the fibula. It provides lateral stability to the joint.

Ligament: Band of fibrous tissue that connects bone to bone or bone to cartilage and supports and strengthens joints.

Magnetic Resonance Imaging (MRI): Imaging procedure in which a radio frequency pulse causes certain electrical elements of the injured tissue to react to this pulse and through this process a computer display and permanent film establish a visual image. MRI does not require radiation and is very useful in the diagnosis of soft tissue, disc and meniscus injuries.

Mandible: Jaw bone

Medial Collateral Ligament (MCL): Ligament of knee along the inner aspect that connects the femur to the tibia.

Meniscus: Crescent-shaped cartilage, usually pertaining to the knee joint; also known as cartilage. There are two menisci in the knee - medial and lateral. These work to absorb weight within the knee and provide stability.

Metacarpals: Five long bones of the hand, joining the fingers to the wrist.

Metatarsals: Five long bones of the foot, running from the ankle to the toes.

Myositis: Inflammation of a muscle.

Open Reduction: Re-alignment of a fracture or dislocation with surgery.

Orthotic: Any device applied to or around the body of physical impairment of disability. Commonly used to control foot mechanics.

Osteochondritis Dessicans: A piece of bone and/or cartilage loosened from its attachment after trauma and a cause of a lesion.

Osteomyelitis: An inflammatory disease of bone caused usually by infection with streptococcus or staphylococcus bacteria.

Patella: The kneecap. The patella functions to protect the distal end of the femur as well as increase the mechanical advantage and force generating capacities of the quadriceps muscle group.

Plantar Fasciitis: Inflammation of the plantar (a thick tissue on the bottom of the foot which helps create the arch) fascia; associated with overuse or acute foot injury.

Posterior Cruciate Ligament (PCL): A primary stabilizing ligament of the knee that provides significant stability and prevents displacement of the tibia backward within the knee joint. A complete tear of this ligament necessitating reconstruction could require up to 12 months of rehabilitation.

Quadricep Muscles: A group of four muscles of the front thigh that run from the hip and form a common tendon at the patella; they are responsible for knee extension.

Radius: Bone in the forearm from elbow to the thumb side of the wrist.

Reconstruction: Surgical rebuilding of a joint using natural, artificial or transplanted materials.

Rotator Cuff: Comprised of four muscles in the shoulder area that can be irritated by overuse. The muscles are the supraspinatus (most commonly injured), infraspinatus, teres minor and subscapularis.

Sacroiliac: Junction of the sacrum, the lower back bone, with the pelvis.

Sacrum: Group of five fused vertebrae located just below the lumbar vertebrae of the lower back, which form part of the pelvis.

Scapula: Shoulder blade.

Sciatica: Irritation of the sciatic nerve resulting in pain or tingling running down the inside of the leg.

Sciatic Nerve: Major nerve that carries impulses for muscular action and sensations between the low back and thigh and lower leg; it is the longest nerve in the body.

Shin Splint: A catch-all syndrome describing pain in the shin that is not a fracture or tumor and cannot be defined otherwise.

Spleen: Large, solid organ responsible for the normal production and destruction of blood cells located under the left rib cage. Spondylosis: Abnormal vertebral fixation or immobility, or a general term for arthritis of the spine.

Sprain: Injury resulting from the stretching or twisting of the joint and causes various degrees of stretching or tearing of a ligament or other soft tissue at the joint.

Strain: Injury resulting from a pulling or torsion to the muscle or tendon that causes various degrees of stretching or tearing to the muscle or tendon tissue.

Stress Fracture: A hair-line type of break in a bone. Caused by overuse.

Subluxation: Partial dislocation of a joint. The term usually implies that the joint can return to a normal position without formal reduction.

Synovial Fluid: Lubricating fluid for joints and tendons, produced in synovium, or the inner lining of a joint.

Synovitis: Inflammation of the synovial lining of a joint.

Talus: The ankle bone that articulates with the tibia and fibula to form the ankle joint.

Tarsals: Group of seven bones of the foot consisting of the calcaneus, talus, cuboid and three cuneiform bones.

Tendinitis: Inflammation of the tendon and/or tendon sheath, caused by chronic overuse or sudden injury.

Tendon: Tissue that connects muscle to bone.

Tenosynovitis: Swelling or inflammation of a tendon sheath caused by calcium deposits, repeated strain or trauma.

Tibia: Shin bone; larger of the two bones of the lower leg and is the weight-bearing bone of the shin.

Transcutaneous Electrical Nerve Stimulator (TENS): An electrical modality that sends a mild current through pads at the injury site which stimulates the brain to release the natural analgesic endorphin.

Transverse Process: Small lateral projection off the right and left side of each vertebrae that functions as an attachment site for muscles and ligaments of the spine.


Triceps: Muscle of the back of the upper arm, primarily responsible for extending the elbow.

Ulna: Inner bone of the forearm that runs from the tip of the elbow to the little finger side of the wrist.

Ulnar Nerve: Nerve in the elbow commonly irritated from excessive throwing.

Ultrasound: An electrical modality that transmits a sound wave through an applicator into the skin to the soft tissue in order to heat the local area for relaxing the injured tissue and/or disperse edema... Also a type of imaging study for certain body areas.

"Wind Knocked Out": Syndrome describing a contraction of the abdominal nerve trunk, the solar plexus, as a result of an abdominal contusion.



FOLLOW #OURPACK



**ARIZONA
PLUS™**



ARIZONA™



ALL SEASON LONG